

Education - General Education Programs

359 N West Street

Dr. Carey M. Wright

AGENCY

ADDRESS

CHIEF EXECUTIVE OFFICER

			Actual Expenses June 30,2020	Estimated Expenses June 30,2021	Requested For June 30,2022	Requested Over/(Under) Estimated	
I. A. PERSONAL SERVICES							
1. Salaries, Wages & Fringe Benefits (Base)			31,918,757	34,553,163	35,400,428	AMOUNT	PERCENT
a. Additional Compensation							
b. Proposed Vacancy Rate (Dollar Amount)							
c. Per Diem							
Total Salaries, Wages & Fringe Benefits			31,918,757	34,553,163	35,400,428	847,265	2.45%
2. Travel							
a. Travel & Subsistence (In-State)			776,450	2,738,079	3,254,849	516,770	18.87%
b. Travel & Subsistence (Out-Of-State)			154,919				
c. Travel & Subsistence (Out-Of-Country)							
Total Travel			931,369	2,738,079	3,254,849	516,770	18.87%
B. CONTRACTUAL SERVICE S (Schedule B)							
a. Tuition, Rewards & Awards			4,847,447	4,100,000	4,100,000		
b. Communications, Transportation & Utilities			382,518	600,000	600,000		
c. Public Information			3,577	10,000	10,000		
d. Rents			582,900	735,000	735,000		
e. Repairs & Service			194,356	250,000	250,000		
f. Fees, Professional & Other Services			17,477,394	22,503,000	30,568,304	8,065,304	35.84%
g. Other Contractual Services			1,049,246	1,257,500	1,257,500		
h. Data Processing			3,767,515	9,203,405	9,203,405		
i. Other			71,611	89,500	89,500		
Total Contractual Services			28,376,564	38,748,405	46,813,709	8,065,304	20.81%
C. COMMODITIES (Schedule C)							
a. Maintenance & Construction Materials & Supplies							
b. Printing & Office Supplies & Materials			349,560	887,646	887,646		
c. Equipment, Repair Parts, Supplies & Accessories			47,216	70,500	70,500		
d. Professional & Scientific Supplies & Materials			465,037	680,000	680,000		
e. Other Supplies & Materials			605,561	1,462,000	1,742,802	280,802	19.21%
Total Commodities			1,467,374	3,100,146	3,380,948	280,802	9.06%
D. CAPITAL OUTLAY							
1. Total Other Than Equipment (Schedule D-1)							
2. Equipment (Schedule D-2)							
b. Road Machinery, Farm & Other Working Equipment							
c. Office Machines, Furniture, Fixtures & Equipment							
d. IS Equipment (Data Processing & Telecommunications)							
e. Equipment - Lease Purchase							
f. Other Equipment			831,580	1,201,184	1,285,194	84,010	6.99%
Total Equipment (Schedule D-2)			831,580	1,201,184	1,285,194	84,010	6.99%
3. Vehicles (Schedule D-3)							
4. Wireless Comm. Devices (Schedule D-4)							
E. SUBSIDIES, LOANS & GRANTS (Schedule E)			846,548,295	947,634,488	947,524,749	(109,739)	(0.01%)
TOTAL EXPENDITURES			910,073,939	1,027,975,465	1,037,659,877	9,684,412	0.94%
II. BUDGET TO BE FUNDED AS FOLLOWS:							
Cash Balance-Unencumbered							
General Fund Appropriation (Enter General Fund Lapse Below)			197,126,329	96,673,176	134,994,773	38,321,597	39.64%
State Support Special Funds			46,750,467	78,421,598	49,784,413	(28,637,185)	(36.52%)
Federal Funds			648,616,065	811,523,201	811,523,201		
Other Special Funds (Specify)			17,581,078	41,357,490	41,357,490		
Less: Estimated Cash Available Next Fiscal Period							
TOTAL FUNDS (equals Total Expenditures above)			910,073,939	1,027,975,465	1,037,659,877	9,684,412	0.94%
GENERAL FUND LAPSE			1,381,784				
III: PERSONNEL DATA							
Number of Positions Authorized in Appropriation Bill							
a.) Perm Full			392	330	342	12	3.64%
b.) Perm Part			3	3	3		
c.) T-L Full			158	162	162		
d.) T-L Part							
Average Annual Vacancy Rate (Percentage)							
a.) Perm Full							
b.) Perm Part							
c.) T-L Full							
d.) T-L Part							

Approved by: Dr. Carey M. Wright

Official of Board or Commission

Submitted by: Sharon Rosell

Date : 8/17/2020 6:49 PM

Budget Officer: Sharon Rosell / srosell@mdek12.org

Phone Number: 601-359-3529

Title : Budget Director

Name of Agency : Education - General Education Programs

Specify Funding Sources As Shown Below	FY 2020 Actual Amount	% of Line Item	% of Total Budget	FY 2021 Estimated Amount	% of Line Item	% of Total Budget	FY 2022 Requested Amount	% of Line Item	% of Total Budget
1. General _____ State Support Special (Specify) _____	19,672,780	61.63%		20,416,613	59.09%		21,263,878	60.07%	
2. Budget Contingency Fund									
3. Education Enhancement Fund	71,079	0.22%		181,361	0.52%		181,361	0.51%	
4. Health Care Expendable Fund									
5. Tobacco Control Fund									
6. Capital Expense Fund									
7. Working Cash Stabilization Reserve Fund									
8. BP Settlement Fund									
9. Gulf Coast Restoration Fund									
10. Back To Business Mississippi Grant Fund									
11. MS COVID-19 Relief Payment Fund									
12. DFA CARES Act COVID-19 Fund									
13. MS Tourism Recovery Fund									
14. MS Nonprofit Museums Recovery Fund									
15. Equity in Distance Learning Fund									
16. Postsecondary Education COVID-19 Relief Grant Fund									
17. Independent Schools' COVID-19 Assistance Grant Fund									
18. MS Pandemic Response Broadband Availability Grant Program Fund									
19. MS Emergency Management Agency COVID-19 Fund									
20. MS Electric Cooperatives Broadband COVID-19 Grant Program Fund									
21. COVID-19 Broadband Provider Grant Program Fund									
27. Federal _____ Other Special (Specify) _____	7,603,888	23.82%		10,758,302	31.14%		10,758,302	30.39%	
28. Other Special Funds	4,571,010	14.32%		3,196,887	9.25%		3,196,887	9.03%	
29.									
30.									
31.									
Total Salaries	31,918,757		3.51%	34,553,163		3.36%	35,400,428		3.41%
1. General _____ State Support Special (Specify) _____	374,964	40.26%		396,679	14.49%		913,449	28.06%	
2. Budget Contingency Fund									
3. Education Enhancement Fund	11,966	1.28%		30,000	1.10%		30,000	0.92%	
4. Health Care Expendable Fund									
5. Tobacco Control Fund									
6. Capital Expense Fund									
7. Working Cash Stabilization Reserve Fund									
8. BP Settlement Fund									
9. Gulf Coast Restoration Fund									
10. Back To Business Mississippi Grant Fund									
11. MS COVID-19 Relief Payment Fund									
12. DFA CARES Act COVID-19 Fund									
13. MS Tourism Recovery Fund									
14. MS Nonprofit Museums Recovery Fund									
15. Equity in Distance Learning Fund									
16. Postsecondary Education COVID-19 Relief Grant Fund									
17. Independent Schools' COVID-19 Assistance Grant Fund									
18. MS Pandemic Response Broadband Availability Grant Program Fund									
19. MS Emergency Management Agency COVID-19 Fund									
20. MS Electric Cooperatives Broadband COVID-19 Grant Program Fund									
21. COVID-19 Broadband Provider Grant Program Fund									
27. Federal _____ Other Special (Specify) _____	413,027	44.35%		1,907,000	69.65%		1,907,000	58.59%	
28. Other Special Funds	131,412	14.11%		404,400	14.77%		404,400	12.42%	
29.									
30.									
31.									
Total Travel	931,369		0.10%	2,738,079		0.27%	3,254,849		0.31%

Name of Agency : Education - General Education Programs

Specify Funding Sources As Shown Below	FY 2020 Actual Amount	% of Line Item	% of Total Budget	FY 2021 Estimated Amount	% of Line Item	% of Total Budget	FY 2022 Requested Amount	% of Line Item	% of Total Budget
1. General _____ State Support Special (Specify) _____	11,008,440	38.79%		10,091,912	26.04%		18,157,216	38.79%	
2. Budget Contingency Fund									
3. Education Enhancement Fund	4,378,882	15.43%		6,209,246	16.02%		6,209,246	13.26%	
4. Health Care Expendable Fund									
5. Tobacco Control Fund									
6. Capital Expense Fund	153,875	0.54%							
7. Working Cash Stabilization Reserve Fund									
8. BP Settlement Fund									
9. Gulf Coast Restoration Fund									
10. Back To Business Mississippi Grant Fund									
11. MS COVID-19 Relief Payment Fund									
12. DFA CARES Act COVID-19 Fund									
13. MS Tourism Recovery Fund									
14. MS Nonprofit Museums Recovery Fund									
15. Equity in Distance Learning Fund									
16. Postsecondary Education COVID-19 Relief Grant Fund									
17. Independent Schools' COVID-19 Assistance Grant Fund									
18. MS Pandemic Response Broadband Availability Grant Program Fund									
19. MS Emergency Management Agency COVID-19 Fund									
20. MS Electric Cooperatives Broadband COVID-19 Grant Program Fund									
21. COVID-19 Broadband Provider Grant Program Fund									
27. Federal _____ Other Special (Specify) _____	11,571,924	40.78%		16,855,979	43.50%		16,855,979	36.01%	
28. Other Special Funds	1,263,443	4.45%		5,591,268	14.43%		5,591,268	11.94%	
29.									
30.									
31.									
Total Contractual	28,376,564		3.12%	38,748,405		3.77%	46,813,709		4.51%
1. General _____ State Support Special (Specify) _____	510,300	34.78%		733,231	23.65%		1,014,033	29.99%	
2. Budget Contingency Fund									
3. Education Enhancement Fund	3,786	0.26%		5,000	0.16%		5,000	0.15%	
4. Health Care Expendable Fund									
5. Tobacco Control Fund									
6. Capital Expense Fund									
7. Working Cash Stabilization Reserve Fund									
8. BP Settlement Fund									
9. Gulf Coast Restoration Fund									
10. Back To Business Mississippi Grant Fund									
11. MS COVID-19 Relief Payment Fund									
12. DFA CARES Act COVID-19 Fund									
13. MS Tourism Recovery Fund									
14. MS Nonprofit Museums Recovery Fund									
15. Equity in Distance Learning Fund									
16. Postsecondary Education COVID-19 Relief Grant Fund									
17. Independent Schools' COVID-19 Assistance Grant Fund									
18. MS Pandemic Response Broadband Availability Grant Program Fund									
19. MS Emergency Management Agency COVID-19 Fund									
20. MS Electric Cooperatives Broadband COVID-19 Grant Program Fund									
21. COVID-19 Broadband Provider Grant Program Fund									
27. Federal _____ Other Special (Specify) _____	314,717	21.45%		1,849,500	59.66%		1,849,500	54.70%	
28. Other Special Funds	638,571	43.52%		512,415	16.53%		512,415	15.16%	
29.									
30.									
31.									
Total Commodities	1,467,374		0.16%	3,100,146		0.30%	3,380,948		0.33%

Name of Agency : Education - General Education Programs

Specify Funding Sources As Shown Below	FY 2020 Actual Amount	% of Line Item	% of Total Budget	FY 2021 Estimated Amount	% of Line Item	% of Total Budget	FY 2022 Requested Amount	% of Line Item	% of Total Budget
1. General _____ State Support Special (Specify) _____									
2. Budget Contingency Fund									
3. Education Enhancement Fund									
4. Health Care Expendable Fund									
5. Tobacco Control Fund									
6. Capital Expense Fund									
7. Working Cash Stabilization Reserve Fund									
8. BP Settlement Fund									
9. Gulf Coast Restoration Fund									
10. Back To Business Mississippi Grant Fund									
11. MS COVID-19 Relief Payment Fund									
12. DFA CARES Act COVID-19 Fund									
13. MS Tourism Recovery Fund									
14. MS Nonprofit Museums Recovery Fund									
15. Equity in Distance Learning Fund									
16. Postsecondary Education COVID-19 Relief Grant Fund									
17. Independent Schools' COVID-19 Assistance Grant Fund									
18. MS Pandemic Response Broadband Availability Grant Program Fund									
19. MS Emergency Management Agency COVID-19 Fund									
20. MS Electric Cooperatives Broadband COVID-19 Grant Program Fund									
21. COVID-19 Broadband Provider Grant Program Fund									
27. Federal _____ Other Special (Specify) _____									
28. Other Special Funds									
29.									
30.									
31.									
Total Capital Other Than Equipment									
1. General _____ State Support Special (Specify) _____	663,773	79.82%		187,184	15.58%		271,194	21.10%	
2. Budget Contingency Fund									
3. Education Enhancement Fund	1,323	0.16%							
4. Health Care Expendable Fund									
5. Tobacco Control Fund									
6. Capital Expense Fund									
7. Working Cash Stabilization Reserve Fund									
8. BP Settlement Fund									
9. Gulf Coast Restoration Fund									
10. Back To Business Mississippi Grant Fund									
11. MS COVID-19 Relief Payment Fund									
12. DFA CARES Act COVID-19 Fund									
13. MS Tourism Recovery Fund									
14. MS Nonprofit Museums Recovery Fund									
15. Equity in Distance Learning Fund									
16. Postsecondary Education COVID-19 Relief Grant Fund									
17. Independent Schools' COVID-19 Assistance Grant Fund									
18. MS Pandemic Response Broadband Availability Grant Program Fund									
19. MS Emergency Management Agency COVID-19 Fund									
20. MS Electric Cooperatives Broadband COVID-19 Grant Program Fund									
21. COVID-19 Broadband Provider Grant Program Fund									
27. Federal _____ Other Special (Specify) _____	80,348	9.66%		749,000	62.36%		749,000	58.28%	
28. Other Special Funds	86,136	10.36%		265,000	22.06%		265,000	20.62%	
29.									
30.									
31.									
Total Capital Equipment	831,580		0.09%	1,201,184		0.12%	1,285,194		0.12%

Name of Agency : Education - General Education Programs

Specify Funding Sources As Shown Below	FY 2020 Actual Amount	% of Line Item	% of Total Budget	FY 2021 Estimated Amount	% of Line Item	% of Total Budget	FY 2022 Requested Amount	% of Line Item	% of Total Budget
1. General _____ State Support Special (Specify) _____									
2. Budget Contingency Fund									
3. Education Enhancement Fund									
4. Health Care Expendable Fund									
5. Tobacco Control Fund									
6. Capital Expense Fund									
7. Working Cash Stabilization Reserve Fund									
8. BP Settlement Fund									
9. Gulf Coast Restoration Fund									
10. Back To Business Mississippi Grant Fund									
11. MS COVID-19 Relief Payment Fund									
12. DFA CARES Act COVID-19 Fund									
13. MS Tourism Recovery Fund									
14. MS Nonprofit Museums Recovery Fund									
15. Equity in Distance Learning Fund									
16. Postsecondary Education COVID-19 Relief Grant Fund									
17. Independent Schools' COVID-19 Assistance Grant Fund									
18. MS Pandemic Response Broadband Availability Grant Program Fund									
19. MS Emergency Management Agency COVID-19 Fund									
20. MS Electric Cooperatives Broadband COVID-19 Grant Program Fund									
21. COVID-19 Broadband Provider Grant Program Fund									
27. Federal _____ Other Special (Specify) _____									
28. Other Special Funds									
29.									
30.									
31.									
Total Vehicles									
1. General _____ State Support Special (Specify) _____									
2. Budget Contingency Fund									
3. Education Enhancement Fund									
4. Health Care Expendable Fund									
5. Tobacco Control Fund									
6. Capital Expense Fund									
7. Working Cash Stabilization Reserve Fund									
8. BP Settlement Fund									
9. Gulf Coast Restoration Fund									
10. Back To Business Mississippi Grant Fund									
11. MS COVID-19 Relief Payment Fund									
12. DFA CARES Act COVID-19 Fund									
13. MS Tourism Recovery Fund									
14. MS Nonprofit Museums Recovery Fund									
15. Equity in Distance Learning Fund									
16. Postsecondary Education COVID-19 Relief Grant Fund									
17. Independent Schools' COVID-19 Assistance Grant Fund									
18. MS Pandemic Response Broadband Availability Grant Program Fund									
19. MS Emergency Management Agency COVID-19 Fund									
20. MS Electric Cooperatives Broadband COVID-19 Grant Program Fund									
21. COVID-19 Broadband Provider Grant Program Fund									
27. Federal _____ Other Special (Specify) _____									
28. Other Special Funds									
29.									
30.									
31.									
Total Wireless Communication Devs.									

Name of Agency : Education - General Education Programs

Specify Funding Sources As Shown Below	FY 2020 Actual Amount	% of Line Item	% of Total Budget	FY 2021 Estimated Amount	% of Line Item	% of Total Budget	FY 2022 Requested Amount	% of Line Item	% of Total Budget
1. General _____ State Support Special (Specify) _____	164,896,072	19.48%		64,847,557	6.84%		93,375,003	9.85%	
2. Budget Contingency Fund	510,528	0.06%							
3. Education Enhancement Fund	41,492,556	4.90%		43,358,806	4.58%		43,358,806	4.58%	
4. Health Care Expendable Fund	126,472	0.01%		126,472	0.01%				
5. Tobacco Control Fund									
6. Capital Expense Fund				28,510,713	3.01%				
7. Working Cash Stabilization Reserve Fund									
8. BP Settlement Fund									
9. Gulf Coast Restoration Fund									
10. Back To Business Mississippi Grant Fund									
11. MS COVID-19 Relief Payment Fund									
12. DFA CARES Act COVID-19 Fund									
13. MS Tourism Recovery Fund									
14. MS Nonprofit Museums Recovery Fund									
15. Equity in Distance Learning Fund									
16. Postsecondary Education COVID-19 Relief Grant Fund									
17. Independent Schools' COVID-19 Assistance Grant Fund									
18. MS Pandemic Response Broadband Availability Grant Program Fund									
19. MS Emergency Management Agency COVID-19 Fund									
20. MS Electric Cooperatives Broadband COVID-19 Grant Program Fund									
21. COVID-19 Broadband Provider Grant Program Fund									
27. Federal _____ Other Special (Specify) _____	628,632,161	74.26%		779,403,420	82.25%		779,403,420	82.26%	
28. Other Special Funds	10,890,506	1.29%		31,387,520	3.31%		31,387,520	3.31%	
29.									
30.									
31.									
Total Subsidies	846,548,295		93.02%	947,634,488		92.18%	947,524,749		91.31%
1. General _____ State Support Special (Specify) _____	197,126,329	21.66%		96,673,176	9.40%		134,994,773	13.01%	
2. Budget Contingency Fund	510,528	0.06%							
3. Education Enhancement Fund	45,959,592	5.05%		49,784,413	4.84%		49,784,413	4.80%	
4. Health Care Expendable Fund	126,472	0.01%		126,472	0.01%				
5. Tobacco Control Fund									
6. Capital Expense Fund	153,875	0.02%		28,510,713	2.77%				
7. Working Cash Stabilization Reserve Fund									
8. BP Settlement Fund									
9. Gulf Coast Restoration Fund									
10. Back To Business Mississippi Grant Fund									
11. MS COVID-19 Relief Payment Fund									
12. DFA CARES Act COVID-19 Fund									
13. MS Tourism Recovery Fund									
14. MS Nonprofit Museums Recovery Fund									
15. Equity in Distance Learning Fund									
16. Postsecondary Education COVID-19 Relief Grant Fund									
17. Independent Schools' COVID-19 Assistance Grant Fund									
18. MS Pandemic Response Broadband Availability Grant Program Fund									
19. MS Emergency Management Agency COVID-19 Fund									
20. MS Electric Cooperatives Broadband COVID-19 Grant Program Fund									
21. COVID-19 Broadband Provider Grant Program Fund									
27. Federal _____ Other Special (Specify) _____	648,616,065	71.27%		811,523,201	78.94%		811,523,201	78.21%	
28. Other Special Funds	17,581,078	1.93%		41,357,490	4.02%		41,357,490	3.99%	
29.									
30.									
31.									
TOTAL	910,073,939		100.00%	1,027,975,465		100.00%	1,037,659,877		100.00%

SPECIAL FUNDS DETAIL

REVISED: 11/9/2020 11:37:54 AM

Education - General Education Programs (202-00)

Name of Agency

S. STATE SUPPORT SPECIAL FUNDS		(1) Actual Revenues FY 2020	(2) Estimated Revenues FY 2021	(3) Requested Revenues FY 2022
Source (Fund Number)	Detailed Description of Source			
Budget Contingency Fund	BCF - Budget Contingency			
Education Enhancement Fund (4420100000/4420200000)	EEF - Education Enhancement Fund	45,959,592	49,784,413	49,784,413
Health Care Expendable Fund (6221500000)	HCEF - Health Care Expendable Fund	126,472	126,472	
Tobacco Control Fund	TCF - Tobacco Control Fund			
Capital Expense Fund (6420100000)	CEF - Capital Expense Fund	664,403	28,510,713	
Working Cash Stabilization Reserve Fund	WCSRF - Working Cash Stabilization Reserve Fund			
BP Settlement Fund	BPSF - BP Settlement Fund			
Gulf Coast Restoration Fund	GCRF - Gulf Coast Restoration Fund			
Back To Business Mississippi Grant Fund	BTBMGF - Back To Business Mississippi Grant Fund			
MS COVID-19 Relief Payment Fund	MCRPF - MS COVID-19 Relief Payment Fund			
DFA CARES Act COVID-19 Fund	DCACF - DFA CARES Act COVID-19 Fund			
MS Tourism Recovery Fund	MTRF - MS Tourism Recovery Fund			
MS Nonprofit Museums Recovery Fund	MNMRF - MS Nonprofit Museums Recovery Fund			
Equity in Distance Learning Fund	EIDLF - Equity in Distance Learning Fund			
Postsecondary Education COVID-19 Relief Grant Fund	PECMRGF - Postsecondary Education COVID-19 Relief Grant Fund			
Independent Schools' COVID-19 Assistance Grant Fund	ISCAGF - Independent Schools' COVID-19 Assistance Grant Fund			
MS Pandemic Response Broadband Availability Grant Program Fund	MPRBAGPF - MS Pandemic Response Broadband Availability Grant Program Fund			
MS Emergency Management Agency COVID-19 Fund	MEMACF - MS Emergency Management Agency COVID-19 Fund			
MS Electric Cooperatives Broadband COVID-19 Grant Program Fund	MECBCGPF - MS Electric Cooperatives Broadband COVID-19 Grant Program Fund			
COVID-19 Broadband Provider Grant Program Fund	CBPGPF - COVID-19 Broadband Provider Grant Program Fund			
State Support Special Fund TOTAL		46,750,467	78,421,598	49,784,413
STATE SUPPORT SPECIAL FUND LAPSE		6,179,583		

A. FEDERAL FUNDS *		Percentage Match Requirement	(1) Actual Revenues FY 2020	(2) Estimated Revenues FY 2021	(3) Requested Revenues FY 2022
Source (Fund Number)	Detailed Description of Source	FY 2021 FY 2022			
	Cash Balance-Unencumbered				
NEW (5320100000)		0.00 0.00	648,616,065	811,523,201	811,523,201
Federal Fund TOTAL			648,616,065	811,523,201	811,523,201

B. OTHER SPECIAL FUNDS (NON-FED'L)		(1) Actual Revenues FY 2020	(2) Estimated Revenues FY 2021	(3) Requested Revenues FY 2022
Source (Fund Number)	Detailed Description of Source			
	Cash Balance-Unencumbered			
Other Special Funds ()			41,357,490	41,357,490
PreK Carryover (3220100000)	General Fund Carryover	625,812		
Technology Funds (3320300000)	Technology Fund	387,469		

SPECIAL FUNDS DETAIL

REVISED: 11/9/2020 11:37:54 AM

Education - General Education Programs (202-00)

Name of Agency				
Critical Teacher Shortage (3321300000)	Critical Teacher Fund	1,457,531		
Indirect Cost (3320200000)	Indirect Cost Revenue	2,521,298		
Office of Technology & Strategic Services Data Conference (3320200000)	Conference Registration	136,060		
Erate Discount Program (3320200000)	Erate Funds	6,500		
School Nurse Program (3320200000)	Department of Health	3,060,000		
Coordinated School HEALTH - BOWER Grant (3320200000)	Bower Foundation	19,604		
Medicaid School Based Administrative Claiming Program (Bower) (3320200000)	Department of Medicaid	2,437,321		
Equal Opportunity for All Students (5320200000)	DFA	698,999		
Nutrition Integrity Grant (3320200000)	Bower Foundation	175,000		
Child Nutrition Procurement Fees (3320200000)	Fees Assessed to Districts	252,385		
CN FOOD REBATES (3320200000)	Refunds from Vendors	2,887,673		
WK Kellogg Early Childhood Grant (3320200000)	WK Kellogg Foundation	1,357,970		
Textbook Carryover Funds (3320200000)	Textbook charges	247,209		
WK Kellogg College/Career Readiness Grant (3320200000)	WK Kellogg Foundation	71,596		
DOM School Based Claiming (3320200000)	Department of Medicaid	19,725		
MSA Misc Receipts/Room & Board (3320200000)	Miscellaneous activity fees assessed to students	107,646		
Teacher of the Year (3320200000)	Donations from sponsors	315		
Teacher Certification Fees (3320200000)	Fees for licenses	1,806		
CCSSO Seed Grant (5320200000)	CCSSO	21,750		
MCOPS (3320200000)	MCOPS Admin funds	1,755		
MS Inst for School Safety (3320200000)	Conference Registration	200		
Special Activities (3320200000)	Inter-agency fees	85,454		
MSMS Trust Fund (3320200000)	Ed Trust Funds	1,000,000		
Other Special Fund TOTAL		17,581,078	41,357,490	41,357,490
SECTIONS S + A + B TOTAL		712,947,610	931,302,289	902,665,104

C. TREASURY FUND/BANK ACCOUNTS *		(1) Reconciled Balance as of 6/30/20	(2) Balance as of 6/30/21	(3) Balance as of 6/30/22
Name of Fund/Account	Fund/Account Number Name of Bank (If Applicable)			

* Any non-federal funds that have restricted uses must be identified and narrative of restrictions attached.

NARRATIVE OF SPECIAL FUNDS DETAIL AND TREASURY FUND/BANK ACCOUNTS

Education - General Education Programs (202-00)

Name of Agency

STATE SUPPORT SPECIAL FUNDS

The Education Enhancement Funds (4420100000/4420200000) are generated from the one cent sales tax increase passed during the 1992 Session. For FY20 General Education was appropriated \$49,784,413 (plus \$2,008,906 of Instructional materials carryover authorized by MS Code 37-61-33 (3) (a) (iii)).

Fund 6221500000 are funds received from the Health Care Expendable Fund for the purpose of defraying expenses for the Mississippi Eye Screening Program which provides vision safety services. These funds are not requested for FY21.

For FY20, General Education was appropriated \$1,500,000 in Capital Expense Funds (6420100000). Of this amount, \$489,741 in unexpended Capital Expense Funds for Secondary Education (WorkKeys, etc.) were reappropriated in FY21. These funds were not requested in FY22. Funds in the amount of \$345,856 lapsed in FY20.

For FY21, per HB1806, General Education received \$28,020,972 in Capital Expense Funds for the School Recognition Program. These funds were requested in General Funds for FY22.

FEDERAL FUNDS

Fund 5320100000 is comprised of all federal funds received from the US Dept. of Education, US Dept. of Agriculture, US Dept. of Health & Human Services, etc.

OTHER SPECIAL FUNDS

These special funds are mainly derived from special fund grants and programs, Education Trust Funds, Critical Teacher Shortage Initiative, Technology in the Classroom, and other miscellaneous non-federal sources. For FY21 and FY22, the amount of revenue to be received for Other Special Funds has been estimated in total. The exact amount of future revenue for each individual funding source cannot be determined at this time.

TREASURY FUND / BANK

Education - General Education Programs (202-00)

SUMMARY OF ALL PROGRAMS

Name of Agency

Program

	FY 2020 Actual				
	(1) General	(2) State Support Special	(3) Federal	(4) Other Special	(5) Total
Salaries,Wages & Fringe	19,672,780	71,079	7,603,888	4,571,010	31,918,757
Travel	374,964	11,966	413,027	131,412	931,369
Contractual Services	11,008,440	4,532,757	11,571,924	1,263,443	28,376,564
Commodities	510,300	3,786	314,717	638,571	1,467,374
Other Than Equipment					
Equipment	663,773	1,323	80,348	86,136	831,580
Vehicles					
Wireless Communication Devices					
Subsidies, Loans & Grants	164,896,072	42,129,556	628,632,161	10,890,506	846,548,295
Total	197,126,329	46,750,467	648,616,065	17,581,078	910,073,939
No. of Positions (FTE)	385.85	1.00	123.15	43.00	553.00

	FY 2021 Estimated				
	(6) General	(7) State Support Special	(8) Federal	(9) Other Special	(10) Total
Salaries,Wages & Fringe	20,416,613	181,361	10,758,302	3,196,887	34,553,163
Travel	396,679	30,000	1,907,000	404,400	2,738,079
Contractual Services	10,091,912	6,209,246	16,855,979	5,591,268	38,748,405
Commodities	733,231	5,000	1,849,500	512,415	3,100,146
Other Than Equipment					
Equipment	187,184		749,000	265,000	1,201,184
Vehicles					
Wireless Communication Devices					
Subsidies, Loans & Grants	64,847,557	71,995,991	779,403,420	31,387,520	947,634,488
Total	96,673,176	78,421,598	811,523,201	41,357,490	1,027,975,465
No. of Positions (FTE)	335.85	2.00	125.15	32.00	495.00

	FY 2022 Increase/Decrease for Continuation				
	(11) General	(12) State Support Special	(13) Federal	(14) Other Special	(15) Total
Salaries,Wages & Fringe	847,265				847,265
Travel	486,770				486,770
Contractual Services	7,665,304				7,665,304
Commodities	210,802				210,802
Other Than Equipment					
Equipment	84,010				84,010
Vehicles					
Wireless Communication Devices					
Subsidies, Loans & Grants	36,117,156	(28,020,972)			8,096,184
Total	45,411,307	(28,020,972)			17,390,335
No. of Positions (FTE)	12.00				12.00

Note: FY2022 Total Request = FY2021 Estimated + FY2022 Incr(Decr) for Continuation + FY2022 Expansion/Reduction of Existing Activities + FY2022 New Activities.

Education - General Education Programs (202-00)

SUMMARY OF ALL PROGRAMS

Name of Agency	Program				
	FY 2022 Expansion/Reduction of Existing Activities				
	(16) General	(17) State Support Special	(18) Federal	(19) Other Special	(20) Total
Salaries,Wages & Fringe					
Travel	30,000				30,000
Contractual Services	400,000				400,000
Commodities	70,000				70,000
Other Than Equipment					
Equipment					
Vehicles					
Wireless Communication Devices					
Subsidies, Loans & Grants	(7,589,710)	(616,213)			(8,205,923)
Total	(7,089,710)	(616,213)			(7,705,923)
No. of Positions (FTE)					

	FY 2022 New Activities (*)				
	(21) General	(22) State Support Special	(23) Federal	(24) Other Special	(25) Total
Salaries,Wages & Fringe					
Travel					
Contractual Services					
Commodities					
Other Than Equipment					
Equipment					
Vehicles					
Wireless Communication Devices					
Subsidies, Loans & Grants					
Total					
No. of Positions (FTE)					

	FY 2022 Total Request				
	(26) General	(27) State Support Special	(28) Federal	(29) Other Special	(30) Total
Salaries,Wages & Fringe	21,263,878	181,361	10,758,302	3,196,887	35,400,428
Travel	913,449	30,000	1,907,000	404,400	3,254,849
Contractual Services	18,157,216	6,209,246	16,855,979	5,591,268	46,813,709
Commodities	1,014,033	5,000	1,849,500	512,415	3,380,948
Other Than Equipment					
Equipment	271,194		749,000	265,000	1,285,194
Vehicles					
Wireless Communication Devices					
Subsidies, Loans & Grants	93,375,003	43,358,806	779,403,420	31,387,520	947,524,749
Total	134,994,773	49,784,413	811,523,201	41,357,490	1,037,659,877
No. of Positions (FTE)	347.85	2.00	125.15	32.00	507.00

Note: FY2022 Total Request = FY2021 Estimated + FY2022 Incr(Decr) for Continuation + FY2022 Expansion/Reduction of Existing Activities + FY2022 New Activities.

**SUMMARY OF PROGRAMS
FORM MBR-1-03sum**

REVISED: 11/9/2020 11:37:55 AM

Education - General Education Programs (202-00)

Name of Agency

FUNDING REQUESTED FISCAL YEAR 2022

	PROGRAM	GENERAL	ST. SUPP. SPECIAL	FEDERAL	OTHER SPECIAL	TOTAL
1.	Special Education	10,044,282	8,800,000	135,044,167	271,993	154,160,442
2.	Child Nutrition	3,111,320		312,616,224	15,502,381	331,229,925
3.	Special Projects	(190,678)	28,000,000			27,809,322
4.	Compulsory School Attendance	7,821,927				7,821,927
5.	General Administration	73,598,622	114,719	2,611,118	4,490,309	80,814,768
6.	Graduation & Career Readiness	1,019,436		552,488		1,571,924
7.	Special Schools	6,794,098	250,000		1,137,084	8,181,182
8.	Early Childhood Education	10,789,474			6,031,422	16,820,896
9.	Teacher Tng & Professional Dev	2,401,565		5,882,324	13,830,929	22,114,818
10.	Elementary Education	10,880,875	6,333,806	72,577		17,287,258
11.	Secondary Education	3,388,524				3,388,524
12.	Assessment & Development	2,891,623	6,285,888	6,805,335	93,372	16,076,218
13.	Federal Program (COMP ED)			347,938,968		347,938,968
14.	School Performance	2,443,705				2,443,705
	Summary of All Programs	134,994,773	49,784,413	811,523,201	41,357,490	1,037,659,877

Education - General Education Programs (202-00)

Program 1 of 14

Special Education

Name of Agency

Program

	FY 2020 Actual				
	(1) General	(2) State Support Special	(3) Federal	(4) Other Special	(5) Total
Salaries,Wages & Fringe	329,899		2,744,035		3,073,934
Travel	427		158,071		158,498
Contractual Services			3,347,523	24,909	3,372,432
Commodities			162,957	73,071	236,028
Other Than Equipment					
Equipment				71,179	71,179
Vehicles					
Wireless Communication Devices					
Subsidies, Loans & Grants	9,332,119	8,778,893	122,230,692	701,844	141,043,548
Total	9,662,445	8,778,893	128,643,278	871,003	147,955,619
No. of Positions (FTE)	5.85		40.15		46.00

	FY 2021 Estimated				
	(6) General	(7) State Support Special	(8) Federal	(9) Other Special	(10) Total
Salaries,Wages & Fringe	360,299		2,750,924		3,111,223
Travel			376,975	14,000	390,975
Contractual Services	20,983		3,346,594	60,611	3,428,188
Commodities	8,000		1,030,802	18,332	1,057,134
Other Than Equipment					
Equipment	7,000			83,050	90,050
Vehicles					
Wireless Communication Devices					
Subsidies, Loans & Grants	9,648,000	8,800,000	127,538,872	96,000	146,082,872
Total	10,044,282	8,800,000	135,044,167	271,993	154,160,442
No. of Positions (FTE)	5.85		40.15		46.00

	FY 2022 Increase/Decrease for Continuation				
	(11) General	(12) State Support Special	(13) Federal	(14) Other Special	(15) Total
Salaries,Wages & Fringe					
Travel					
Contractual Services					
Commodities					
Other Than Equipment					
Equipment					
Vehicles					
Wireless Communication Devices					
Subsidies, Loans & Grants					
Total					
No. of Positions (FTE)					

Note: FY2022 Total Request = FY2021 Estimated + FY2022 Incr(Decr) for Continuation + FY2022 Expansion/Reduction of Existing Activities + FY2022 New Activities.

Education - General Education Programs (202-00)

Program 1 of 14

Special Education

Name of Agency

Program

	FY 2022 Expansion/Reduction of Existing Activities				
	(16) General	(17) State Support Special	(18) Federal	(19) Other Special	(20) Total
Salaries,Wages & Fringe					
Travel					
Contractual Services					
Commodities					
Other Than Equipment					
Equipment					
Vehicles					
Wireless Communication Devices					
Subsidies, Loans & Grants					
Total					
No. of Positions (FTE)					

	FY 2022 New Activities (*)				
	(21) General	(22) State Support Special	(23) Federal	(24) Other Special	(25) Total
Salaries,Wages & Fringe					
Travel					
Contractual Services					
Commodities					
Other Than Equipment					
Equipment					
Vehicles					
Wireless Communication Devices					
Subsidies, Loans & Grants					
Total					
No. of Positions (FTE)					

	FY 2022 Total Request				
	(26) General	(27) State Support Special	(28) Federal	(29) Other Special	(30) Total
Salaries,Wages & Fringe	360,299		2,750,924		3,111,223
Travel			376,975	14,000	390,975
Contractual Services	20,983		3,346,594	60,611	3,428,188
Commodities	8,000		1,030,802	18,332	1,057,134
Other Than Equipment					
Equipment	7,000			83,050	90,050
Vehicles					
Wireless Communication Devices					
Subsidies, Loans & Grants	9,648,000	8,800,000	127,538,872	96,000	146,082,872
Total	10,044,282	8,800,000	135,044,167	271,993	154,160,442
No. of Positions (FTE)	5.85		40.15		46.00

Note: FY2022 Total Request = FY2021 Estimated + FY2022 Incr(Decr) for Continuation + FY2022 Expansion/Reduction of Existing Activities + FY2022 New Activities.

Education - General Education Programs (202-00)

Child Nutrition

Name of Agency

Program

	FY 2020 Actual				
	(1) General	(2) State Support Special	(3) Federal	(4) Other Special	(5) Total
Salaries,Wages & Fringe	126,976		2,449,950	466,664	3,043,590
Travel	845		155,666	24,558	181,069
Contractual Services	278,315		758,629	144,924	1,181,868
Commodities	14,639		82,724	371	97,734
Other Than Equipment					
Equipment	8,368		37,237		45,605
Vehicles					
Wireless Communication Devices					
Subsidies, Loans & Grants	2,654,246		237,487,638	7,309,851	247,451,735
Total	3,083,389		240,971,844	7,946,368	252,001,601
No. of Positions (FTE)	3.00		48.00	11.00	62.00

	FY 2021 Estimated				
	(6) General	(7) State Support Special	(8) Federal	(9) Other Special	(10) Total
Salaries,Wages & Fringe	131,896		2,867,936	639,696	3,639,528
Travel	6,465		822,903	173,217	1,002,585
Contractual Services	291,089		2,866,880	743,765	3,901,734
Commodities	15,403		183,180	163,597	362,180
Other Than Equipment					
Equipment	13,984		207,700	6,292	227,976
Vehicles					
Wireless Communication Devices					
Subsidies, Loans & Grants	2,652,483		305,667,625	13,775,814	322,095,922
Total	3,111,320		312,616,224	15,502,381	331,229,925
No. of Positions (FTE)	3.00		48.00	11.00	62.00

	FY 2022 Increase/Decrease for Continuation				
	(11) General	(12) State Support Special	(13) Federal	(14) Other Special	(15) Total
Salaries,Wages & Fringe					
Travel					
Contractual Services					
Commodities					
Other Than Equipment					
Equipment					
Vehicles					
Wireless Communication Devices					
Subsidies, Loans & Grants					
Total					
No. of Positions (FTE)					

Note: FY2022 Total Request = FY2021 Estimated + FY2022 Incr(Decr) for Continuation + FY2022 Expansion/Reduction of Existing Activities + FY2022 New Activities.

Education - General Education Programs (202-00)

Child Nutrition

Name of Agency

Program

	FY 2022 Expansion/Reduction of Existing Activities				
	(16) General	(17) State Support Special	(18) Federal	(19) Other Special	(20) Total
Salaries,Wages & Fringe					
Travel					
Contractual Services					
Commodities					
Other Than Equipment					
Equipment					
Vehicles					
Wireless Communication Devices					
Subsidies, Loans & Grants					
Total					
No. of Positions (FTE)					

	FY 2022 New Activities (*)				
	(21) General	(22) State Support Special	(23) Federal	(24) Other Special	(25) Total
Salaries,Wages & Fringe					
Travel					
Contractual Services					
Commodities					
Other Than Equipment					
Equipment					
Vehicles					
Wireless Communication Devices					
Subsidies, Loans & Grants					
Total					
No. of Positions (FTE)					

	FY 2022 Total Request				
	(26) General	(27) State Support Special	(28) Federal	(29) Other Special	(30) Total
Salaries,Wages & Fringe	131,896		2,867,936	639,696	3,639,528
Travel	6,465		822,903	173,217	1,002,585
Contractual Services	291,089		2,866,880	743,765	3,901,734
Commodities	15,403		183,180	163,597	362,180
Other Than Equipment					
Equipment	13,984		207,700	6,292	227,976
Vehicles					
Wireless Communication Devices					
Subsidies, Loans & Grants	2,652,483		305,667,625	13,775,814	322,095,922
Total	3,111,320		312,616,224	15,502,381	331,229,925
No. of Positions (FTE)	3.00		48.00	11.00	62.00

Note: FY2022 Total Request = FY2021 Estimated + FY2022 Incr(Decr) for Continuation + FY2022 Expansion/Reduction of Existing Activities + FY2022 New Activities.

Education - General Education Programs (202-00)

Special Projects

Name of Agency

Program

	FY 2020 Actual				
	(1) General	(2) State Support Special	(3) Federal	(4) Other Special	(5) Total
Salaries,Wages & Fringe	896			658	1,554
Travel	592			2,550	3,142
Contractual Services	12,955	121,602		2,617	137,174
Commodities	7,211	3,211		521	10,943
Other Than Equipment					
Equipment					
Vehicles					
Wireless Communication Devices					
Subsidies, Loans & Grants	33,803,863	27,790,334			61,594,197
Total	33,825,517	27,915,147		6,346	61,747,010
No. of Positions (FTE)					

	FY 2021 Estimated				
	(6) General	(7) State Support Special	(8) Federal	(9) Other Special	(10) Total
Salaries,Wages & Fringe					
Travel					
Contractual Services					
Commodities					
Other Than Equipment					
Equipment					
Vehicles					
Wireless Communication Devices					
Subsidies, Loans & Grants	7,399,032	28,126,472			35,525,504
Total	7,399,032	28,126,472			35,525,504
No. of Positions (FTE)					

	FY 2022 Increase/Decrease for Continuation				
	(11) General	(12) State Support Special	(13) Federal	(14) Other Special	(15) Total
Salaries,Wages & Fringe					
Travel					
Contractual Services					
Commodities					
Other Than Equipment					
Equipment					
Vehicles					
Wireless Communication Devices					
Subsidies, Loans & Grants					
Total					
No. of Positions (FTE)					

Note: FY2022 Total Request = FY2021 Estimated + FY2022 Incr(Decr) for Continuation + FY2022 Expansion/Reduction of Existing Activities + FY2022 New Activities.

Education - General Education Programs (202-00)

Special Projects

Name of Agency

Program

	FY 2022 Expansion/Reduction of Existing Activities				
	(16) General	(17) State Support Special	(18) Federal	(19) Other Special	(20) Total
Salaries,Wages & Fringe					
Travel					
Contractual Services					
Commodities					
Other Than Equipment					
Equipment					
Vehicles					
Wireless Communication Devices					
Subsidies, Loans & Grants	(7,589,710)	(126,472)			(7,716,182)
Total	(7,589,710)	(126,472)			(7,716,182)
No. of Positions (FTE)					

	FY 2022 New Activities (*)				
	(21) General	(22) State Support Special	(23) Federal	(24) Other Special	(25) Total
Salaries,Wages & Fringe					
Travel					
Contractual Services					
Commodities					
Other Than Equipment					
Equipment					
Vehicles					
Wireless Communication Devices					
Subsidies, Loans & Grants					
Total					
No. of Positions (FTE)					

	FY 2022 Total Request				
	(26) General	(27) State Support Special	(28) Federal	(29) Other Special	(30) Total
Salaries,Wages & Fringe					
Travel					
Contractual Services					
Commodities					
Other Than Equipment					
Equipment					
Vehicles					
Wireless Communication Devices					
Subsidies, Loans & Grants	(190,678)	28,000,000			27,809,322
Total	(190,678)	28,000,000			27,809,322
No. of Positions (FTE)					

Note: FY2022 Total Request = FY2021 Estimated + FY2022 Incr(Decr) for Continuation + FY2022 Expansion/Reduction of Existing Activities + FY2022 New Activities.

Education - General Education Programs (202-00)

Compulsory School Attendance

Name of Agency

Program

	FY 2020 Actual				
	(1) General	(2) State Support Special	(3) Federal	(4) Other Special	(5) Total
Salaries,Wages & Fringe	5,598,781				5,598,781
Travel	171,009				171,009
Contractual Services	182,667				182,667
Commodities	55,428				55,428
Other Than Equipment					
Equipment	44,082				44,082
Vehicles					
Wireless Communication Devices					
Subsidies, Loans & Grants	771,310				771,310
Total	6,823,277				6,823,277
No. of Positions (FTE)	137.00				137.00

	FY 2021 Estimated				
	(6) General	(7) State Support Special	(8) Federal	(9) Other Special	(10) Total
Salaries,Wages & Fringe	5,831,594				5,831,594
Travel	198,250				198,250
Contractual Services	179,888				179,888
Commodities	67,195				67,195
Other Than Equipment					
Equipment	45,000				45,000
Vehicles					
Wireless Communication Devices					
Subsidies, Loans & Grants	900,000				900,000
Total	7,221,927				7,221,927
No. of Positions (FTE)	137.00				137.00

	FY 2022 Increase/Decrease for Continuation				
	(11) General	(12) State Support Special	(13) Federal	(14) Other Special	(15) Total
Salaries,Wages & Fringe					
Travel					
Contractual Services					
Commodities					
Other Than Equipment					
Equipment					
Vehicles					
Wireless Communication Devices					
Subsidies, Loans & Grants	600,000				600,000
Total	600,000				600,000
No. of Positions (FTE)					

Note: FY2022 Total Request = FY2021 Estimated + FY2022 Incr(Decr) for Continuation + FY2022 Expansion/Reduction of Existing Activities + FY2022 New Activities.

Education - General Education Programs (202-00)

Compulsory School Attendance

Name of Agency

Program

	FY 2022 Expansion/Reduction of Existing Activities				
	(16) General	(17) State Support Special	(18) Federal	(19) Other Special	(20) Total
Salaries,Wages & Fringe					
Travel					
Contractual Services					
Commodities					
Other Than Equipment					
Equipment					
Vehicles					
Wireless Communication Devices					
Subsidies, Loans & Grants					
Total					
No. of Positions (FTE)					

	FY 2022 New Activities (*)				
	(21) General	(22) State Support Special	(23) Federal	(24) Other Special	(25) Total
Salaries,Wages & Fringe					
Travel					
Contractual Services					
Commodities					
Other Than Equipment					
Equipment					
Vehicles					
Wireless Communication Devices					
Subsidies, Loans & Grants					
Total					
No. of Positions (FTE)					

	FY 2022 Total Request				
	(26) General	(27) State Support Special	(28) Federal	(29) Other Special	(30) Total
Salaries,Wages & Fringe	5,831,594				5,831,594
Travel	198,250				198,250
Contractual Services	179,888				179,888
Commodities	67,195				67,195
Other Than Equipment					
Equipment	45,000				45,000
Vehicles					
Wireless Communication Devices					
Subsidies, Loans & Grants	1,500,000				1,500,000
Total	7,821,927				7,821,927
No. of Positions (FTE)	137.00				137.00

Note: FY2022 Total Request = FY2021 Estimated + FY2022 Incr(Decr) for Continuation + FY2022 Expansion/Reduction of Existing Activities + FY2022 New Activities.

Program 5 of 14

Education - General Education Programs (202-00)

General Administration

Name of Agency

Program

	FY 2020 Actual				
	(1) General	(2) State Support Special	(3) Federal	(4) Other Special	(5) Total
Salaries,Wages & Fringe	7,599,961	70,721	259,453	1,387,326	9,317,461
Travel	60,754		1,839	29,551	92,144
Contractual Services	2,178,736	153,875	1,076,604	429,393	3,838,608
Commodities	213,073			307,373	520,446
Other Than Equipment					
Equipment	539,756				539,756
Vehicles					
Wireless Communication Devices					
Subsidies, Loans & Grants	104,740,741			433,307	105,174,048
Total	115,333,021	224,596	1,337,896	2,586,950	119,482,463
No. of Positions (FTE)	142.00	1.00	3.00	9.00	155.00

	FY 2021 Estimated				
	(6) General	(7) State Support Special	(8) Federal	(9) Other Special	(10) Total
Salaries,Wages & Fringe	9,300,813	71,143	1,517,333		10,889,289
Travel	74,214		13,000	65,300	152,514
Contractual Services	2,117,328	43,576	113,700	3,877,097	6,151,701
Commodities	208,562			187,912	396,474
Other Than Equipment					
Equipment	17,490		25,000	160,000	202,490
Vehicles					
Wireless Communication Devices					
Subsidies, Loans & Grants	25,236,189	28,020,972	942,085	200,000	54,399,246
Total	36,954,596	28,135,691	2,611,118	4,490,309	72,191,714
No. of Positions (FTE)	124.00	1.00	3.00		128.00

	FY 2022 Increase/Decrease for Continuation				
	(11) General	(12) State Support Special	(13) Federal	(14) Other Special	(15) Total
Salaries,Wages & Fringe	247,403				247,403
Travel	392,283				392,283
Contractual Services	5,701,429				5,701,429
Commodities	194,613				194,613
Other Than Equipment					
Equipment	73,360				73,360
Vehicles					
Wireless Communication Devices					
Subsidies, Loans & Grants	30,034,938	(28,020,972)			2,013,966
Total	36,644,026	(28,020,972)			8,623,054
No. of Positions (FTE)	5.00				5.00

Note: FY2022 Total Request = FY2021 Estimated + FY2022 Incr(Decr) for Continuation + FY2022 Expansion/Reduction of Existing Activities + FY2022 New Activities.

Education - General Education Programs (202-00) Program 5 of 14
General Administration

Name of Agency Program

	FY 2022 Expansion/Reduction of Existing Activities				
	(16) General	(17) State Support Special	(18) Federal	(19) Other Special	(20) Total
Salaries,Wages & Fringe					
Travel					
Contractual Services					
Commodities					
Other Than Equipment					
Equipment					
Vehicles					
Wireless Communication Devices					
Subsidies, Loans & Grants					
Total					
No. of Positions (FTE)					

	FY 2022 New Activities (*)				
	(21) General	(22) State Support Special	(23) Federal	(24) Other Special	(25) Total
Salaries,Wages & Fringe					
Travel					
Contractual Services					
Commodities					
Other Than Equipment					
Equipment					
Vehicles					
Wireless Communication Devices					
Subsidies, Loans & Grants					
Total					
No. of Positions (FTE)					

	FY 2022 Total Request				
	(26) General	(27) State Support Special	(28) Federal	(29) Other Special	(30) Total
Salaries,Wages & Fringe	9,548,216	71,143	1,517,333		11,136,692
Travel	466,497		13,000	65,300	544,797
Contractual Services	7,818,757	43,576	113,700	3,877,097	11,853,130
Commodities	403,175			187,912	591,087
Other Than Equipment					
Equipment	90,850		25,000	160,000	275,850
Vehicles					
Wireless Communication Devices					
Subsidies, Loans & Grants	55,271,127		942,085	200,000	56,413,212
Total	73,598,622	114,719	2,611,118	4,490,309	80,814,768
No. of Positions (FTE)	129.00	1.00	3.00		133.00

Note: FY2022 Total Request = FY2021 Estimated + FY2022 Incr(Decr) for Continuation + FY2022 Expansion/Reduction of Existing Activities + FY2022 New Activities.

Education - General Education Programs (202-00)

Graduation & Career Readiness

Name of Agency

Program

	FY 2020 Actual				
	(1) General	(2) State Support Special	(3) Federal	(4) Other Special	(5) Total
Salaries,Wages & Fringe	183,758				183,758
Travel	12,210				12,210
Contractual Services					
Commodities					
Other Than Equipment					
Equipment					
Vehicles					
Wireless Communication Devices					
Subsidies, Loans & Grants	912,500				912,500
Total	1,108,468				1,108,468
No. of Positions (FTE)	1.00				1.00

	FY 2021 Estimated				
	(6) General	(7) State Support Special	(8) Federal	(9) Other Special	(10) Total
Salaries,Wages & Fringe	188,936				188,936
Travel					
Contractual Services	6,000				6,000
Commodities	12,000				12,000
Other Than Equipment					
Equipment					
Vehicles					
Wireless Communication Devices					
Subsidies, Loans & Grants	812,500		552,488		1,364,988
Total	1,019,436		552,488		1,571,924
No. of Positions (FTE)	1.00				1.00

	FY 2022 Increase/Decrease for Continuation				
	(11) General	(12) State Support Special	(13) Federal	(14) Other Special	(15) Total
Salaries,Wages & Fringe					
Travel					
Contractual Services					
Commodities					
Other Than Equipment					
Equipment					
Vehicles					
Wireless Communication Devices					
Subsidies, Loans & Grants					
Total					
No. of Positions (FTE)					

Note: FY2022 Total Request = FY2021 Estimated + FY2022 Incr(Decr) for Continuation + FY2022 Expansion/Reduction of Existing Activities + FY2022 New Activities.

Education - General Education Programs (202-00)

Graduation & Career Readiness

Name of Agency

Program

	FY 2022 Expansion/Reduction of Existing Activities				
	(16) General	(17) State Support Special	(18) Federal	(19) Other Special	(20) Total
Salaries,Wages & Fringe					
Travel					
Contractual Services					
Commodities					
Other Than Equipment					
Equipment					
Vehicles					
Wireless Communication Devices					
Subsidies, Loans & Grants					
Total					
No. of Positions (FTE)					

	FY 2022 New Activities (*)				
	(21) General	(22) State Support Special	(23) Federal	(24) Other Special	(25) Total
Salaries,Wages & Fringe					
Travel					
Contractual Services					
Commodities					
Other Than Equipment					
Equipment					
Vehicles					
Wireless Communication Devices					
Subsidies, Loans & Grants					
Total					
No. of Positions (FTE)					

	FY 2022 Total Request				
	(26) General	(27) State Support Special	(28) Federal	(29) Other Special	(30) Total
Salaries,Wages & Fringe	188,936				188,936
Travel					
Contractual Services	6,000				6,000
Commodities	12,000				12,000
Other Than Equipment					
Equipment					
Vehicles					
Wireless Communication Devices					
Subsidies, Loans & Grants	812,500		552,488		1,364,988
Total	1,019,436		552,488		1,571,924
No. of Positions (FTE)	1.00				1.00

Note: FY2022 Total Request = FY2021 Estimated + FY2022 Incr(Decr) for Continuation + FY2022 Expansion/Reduction of Existing Activities + FY2022 New Activities.

Education - General Education Programs (202-00)

Special Schools

Name of Agency

Program

	FY 2020 Actual				
	(1) General	(2) State Support Special	(3) Federal	(4) Other Special	(5) Total
Salaries,Wages & Fringe	1,867,588				1,867,588
Travel	8,601				8,601
Contractual Services	560,107			171,275	731,382
Commodities	113,184			86,017	199,201
Other Than Equipment					
Equipment	40,524				40,524
Vehicles					
Wireless Communication Devices					
Subsidies, Loans & Grants	3,787,956	125,000		1,000,000	4,912,956
Total	6,377,960	125,000		1,257,292	7,760,252
No. of Positions (FTE)	32.00				32.00

	FY 2021 Estimated				
	(6) General	(7) State Support Special	(8) Federal	(9) Other Special	(10) Total
Salaries,Wages & Fringe					
Travel					
Contractual Services				56,455	56,455
Commodities				64,971	64,971
Other Than Equipment					
Equipment				15,658	15,658
Vehicles					
Wireless Communication Devices					
Subsidies, Loans & Grants	6,311,880	250,000		1,000,000	7,561,880
Total	6,311,880	250,000		1,137,084	7,698,964
No. of Positions (FTE)					

	FY 2022 Increase/Decrease for Continuation				
	(11) General	(12) State Support Special	(13) Federal	(14) Other Special	(15) Total
Salaries,Wages & Fringe					
Travel					
Contractual Services					
Commodities					
Other Than Equipment					
Equipment					
Vehicles					
Wireless Communication Devices					
Subsidies, Loans & Grants	482,218				482,218
Total	482,218				482,218
No. of Positions (FTE)					

Note: FY2022 Total Request = FY2021 Estimated + FY2022 Incr(Decr) for Continuation + FY2022 Expansion/Reduction of Existing Activities + FY2022 New Activities.

Education - General Education Programs (202-00)

Special Schools

Name of Agency

Program

	FY 2022 Expansion/Reduction of Existing Activities				
	(16) General	(17) State Support Special	(18) Federal	(19) Other Special	(20) Total
Salaries,Wages & Fringe					
Travel					
Contractual Services					
Commodities					
Other Than Equipment					
Equipment					
Vehicles					
Wireless Communication Devices					
Subsidies, Loans & Grants					
Total					
No. of Positions (FTE)					

	FY 2022 New Activities (*)				
	(21) General	(22) State Support Special	(23) Federal	(24) Other Special	(25) Total
Salaries,Wages & Fringe					
Travel					
Contractual Services					
Commodities					
Other Than Equipment					
Equipment					
Vehicles					
Wireless Communication Devices					
Subsidies, Loans & Grants					
Total					
No. of Positions (FTE)					

	FY 2022 Total Request				
	(26) General	(27) State Support Special	(28) Federal	(29) Other Special	(30) Total
Salaries,Wages & Fringe					
Travel					
Contractual Services				56,455	56,455
Commodities				64,971	64,971
Other Than Equipment					
Equipment				15,658	15,658
Vehicles					
Wireless Communication Devices					
Subsidies, Loans & Grants	6,794,098	250,000		1,000,000	8,044,098
Total	6,794,098	250,000		1,137,084	8,181,182
No. of Positions (FTE)					

Note: FY2022 Total Request = FY2021 Estimated + FY2022 Incr(Decr) for Continuation + FY2022 Expansion/Reduction of Existing Activities + FY2022 New Activities.

Education - General Education Programs (202-00)

Early Childhood Education

Name of Agency

Program

	FY 2020 Actual				
	(1) General	(2) State Support Special	(3) Federal	(4) Other Special	(5) Total
Salaries,Wages & Fringe	192,516			1,358,157	1,550,673
Travel	23,727			53,373	77,100
Contractual Services	49,548			175,313	224,861
Commodities	50,663			61,211	111,874
Other Than Equipment					
Equipment	495				495
Vehicles					
Wireless Communication Devices					
Subsidies, Loans & Grants	6,382,538			335,946	6,718,484
Total	6,699,487			1,984,000	8,683,487
No. of Positions (FTE)	2.00			19.00	21.00

	FY 2021 Estimated				
	(6) General	(7) State Support Special	(8) Federal	(9) Other Special	(10) Total
Salaries,Wages & Fringe	193,397			2,027,453	2,220,850
Travel	37,200			100,000	137,200
Contractual Services	82,548			250,000	332,548
Commodities				20,763	20,763
Other Than Equipment					
Equipment	8,000				8,000
Vehicles					
Wireless Communication Devices					
Subsidies, Loans & Grants	7,468,329			3,633,206	11,101,535
Total	7,789,474			6,031,422	13,820,896
No. of Positions (FTE)	2.00			19.00	21.00

	FY 2022 Increase/Decrease for Continuation				
	(11) General	(12) State Support Special	(13) Federal	(14) Other Special	(15) Total
Salaries,Wages & Fringe					
Travel					
Contractual Services					
Commodities					
Other Than Equipment					
Equipment					
Vehicles					
Wireless Communication Devices					
Subsidies, Loans & Grants	3,000,000				3,000,000
Total	3,000,000				3,000,000
No. of Positions (FTE)					

Note: FY2022 Total Request = FY2021 Estimated + FY2022 Incr(Decr) for Continuation + FY2022 Expansion/Reduction of Existing Activities + FY2022 New Activities.

Education - General Education Programs (202-00)

Early Childhood Education

Name of Agency

Program

	FY 2022 Expansion/Reduction of Existing Activities				
	(16) General	(17) State Support Special	(18) Federal	(19) Other Special	(20) Total
Salaries,Wages & Fringe					
Travel					
Contractual Services					
Commodities					
Other Than Equipment					
Equipment					
Vehicles					
Wireless Communication Devices					
Subsidies, Loans & Grants					
Total					
No. of Positions (FTE)					

	FY 2022 New Activities (*)				
	(21) General	(22) State Support Special	(23) Federal	(24) Other Special	(25) Total
Salaries,Wages & Fringe					
Travel					
Contractual Services					
Commodities					
Other Than Equipment					
Equipment					
Vehicles					
Wireless Communication Devices					
Subsidies, Loans & Grants					
Total					
No. of Positions (FTE)					

	FY 2022 Total Request				
	(26) General	(27) State Support Special	(28) Federal	(29) Other Special	(30) Total
Salaries,Wages & Fringe	193,397			2,027,453	2,220,850
Travel	37,200			100,000	137,200
Contractual Services	82,548			250,000	332,548
Commodities				20,763	20,763
Other Than Equipment					
Equipment	8,000				8,000
Vehicles					
Wireless Communication Devices					
Subsidies, Loans & Grants	10,468,329			3,633,206	14,101,535
Total	10,789,474			6,031,422	16,820,896
No. of Positions (FTE)	2.00			19.00	21.00

Note: FY2022 Total Request = FY2021 Estimated + FY2022 Incr(Decr) for Continuation + FY2022 Expansion/Reduction of Existing Activities + FY2022 New Activities.

Education - General Education Programs (202-00)

Teacher Tng & Professional Dev

Name of Agency

Program

	FY 2020 Actual				
	(1) General	(2) State Support Special	(3) Federal	(4) Other Special	(5) Total
Salaries,Wages & Fringe	1,093,767			1,012,161	2,105,928
Travel	22,775		1,416	21,380	45,571
Contractual Services	353,080		128,186	138,832	620,098
Commodities	10,849		6,312	110,007	127,168
Other Than Equipment					
Equipment				14,957	14,957
Vehicles					
Wireless Communication Devices					
Subsidies, Loans & Grants	395,683		142,166	1,109,558	1,647,407
Total	1,876,154		278,080	2,406,895	4,561,129
No. of Positions (FTE)	23.00			2.00	25.00

	FY 2021 Estimated				
	(6) General	(7) State Support Special	(8) Federal	(9) Other Special	(10) Total
Salaries,Wages & Fringe	1,332,318		140,434	529,738	2,002,490
Travel	8,921		55,092	51,883	115,896
Contractual Services	210,017		784,615	518,208	1,512,840
Commodities	24,670		304,412	48,600	377,682
Other Than Equipment					
Equipment					
Vehicles					
Wireless Communication Devices					
Subsidies, Loans & Grants	325,639		4,597,771	12,682,500	17,605,910
Total	1,901,565		5,882,324	13,830,929	21,614,818
No. of Positions (FTE)	23.00		1.00	2.00	26.00

	FY 2022 Increase/Decrease for Continuation				
	(11) General	(12) State Support Special	(13) Federal	(14) Other Special	(15) Total
Salaries,Wages & Fringe					
Travel					
Contractual Services					
Commodities					
Other Than Equipment					
Equipment					
Vehicles					
Wireless Communication Devices					
Subsidies, Loans & Grants					
Total					
No. of Positions (FTE)					

Note: FY2022 Total Request = FY2021 Estimated + FY2022 Incr(Decr) for Continuation + FY2022 Expansion/Reduction of Existing Activities + FY2022 New Activities.

Education - General Education Programs (202-00)

Teacher Tng & Professional Dev

Name of Agency

Program

	FY 2022 Expansion/Reduction of Existing Activities				
	(16) General	(17) State Support Special	(18) Federal	(19) Other Special	(20) Total
Salaries,Wages & Fringe					
Travel	30,000				30,000
Contractual Services	400,000				400,000
Commodities	70,000				70,000
Other Than Equipment					
Equipment					
Vehicles					
Wireless Communication Devices					
Subsidies, Loans & Grants					
Total	500,000				500,000
No. of Positions (FTE)					

	FY 2022 New Activities (*)				
	(21) General	(22) State Support Special	(23) Federal	(24) Other Special	(25) Total
Salaries,Wages & Fringe					
Travel					
Contractual Services					
Commodities					
Other Than Equipment					
Equipment					
Vehicles					
Wireless Communication Devices					
Subsidies, Loans & Grants					
Total					
No. of Positions (FTE)					

	FY 2022 Total Request				
	(26) General	(27) State Support Special	(28) Federal	(29) Other Special	(30) Total
Salaries,Wages & Fringe	1,332,318		140,434	529,738	2,002,490
Travel	38,921		55,092	51,883	145,896
Contractual Services	610,017		784,615	518,208	1,912,840
Commodities	94,670		304,412	48,600	447,682
Other Than Equipment					
Equipment					
Vehicles					
Wireless Communication Devices					
Subsidies, Loans & Grants	325,639		4,597,771	12,682,500	17,605,910
Total	2,401,565		5,882,324	13,830,929	22,114,818
No. of Positions (FTE)	23.00		1.00	2.00	26.00

Note: FY2022 Total Request = FY2021 Estimated + FY2022 Incr(Decr) for Continuation + FY2022 Expansion/Reduction of Existing Activities + FY2022 New Activities.

Education - General Education Programs (202-00) Program 10 of 14
Elementary Education

Name of Agency Program

	FY 2020 Actual				
	(1) General	(2) State Support Special	(3) Federal	(4) Other Special	(5) Total
Salaries,Wages & Fringe	1,195,259				1,195,259
Travel	31,988				31,988
Contractual Services	3,278,238				3,278,238
Commodities	37,529				37,529
Other Than Equipment					
Equipment	18,413				18,413
Vehicles					
Wireless Communication Devices					
Subsidies, Loans & Grants	1,843,769				1,843,769
Total	6,405,196				6,405,196
No. of Positions (FTE)	23.00				23.00

	FY 2021 Estimated				
	(6) General	(7) State Support Special	(8) Federal	(9) Other Special	(10) Total
Salaries,Wages & Fringe	1,313,461		18,826		1,332,287
Travel	50,711	10,000	949		61,660
Contractual Services	4,606,529	15,000	50,881		4,672,410
Commodities	364,370		1,921		366,291
Other Than Equipment					
Equipment	95,710				95,710
Vehicles					
Wireless Communication Devices					
Subsidies, Loans & Grants	3,356,950	6,308,806			9,665,756
Total	9,787,731	6,333,806	72,577		16,194,114
No. of Positions (FTE)	23.00		1.00		24.00

	FY 2022 Increase/Decrease for Continuation				
	(11) General	(12) State Support Special	(13) Federal	(14) Other Special	(15) Total
Salaries,Wages & Fringe					
Travel	5,000				5,000
Contractual Services	70,667				70,667
Commodities	6,827				6,827
Other Than Equipment					
Equipment	10,650				10,650
Vehicles					
Wireless Communication Devices					
Subsidies, Loans & Grants	1,000,000				1,000,000
Total	1,093,144				1,093,144
No. of Positions (FTE)					

Note: FY2022 Total Request = FY2021 Estimated + FY2022 Incr(Decr) for Continuation + FY2022 Expansion/Reduction of Existing Activities + FY2022 New Activities.

Education - General Education Programs (202-00) Program 10 of 14
Elementary Education

Name of Agency Program

	FY 2022 Expansion/Reduction of Existing Activities				
	(16) General	(17) State Support Special	(18) Federal	(19) Other Special	(20) Total
Salaries,Wages & Fringe					
Travel					
Contractual Services					
Commodities					
Other Than Equipment					
Equipment					
Vehicles					
Wireless Communication Devices					
Subsidies, Loans & Grants					
Total					
No. of Positions (FTE)					

	FY 2022 New Activities (*)				
	(21) General	(22) State Support Special	(23) Federal	(24) Other Special	(25) Total
Salaries,Wages & Fringe					
Travel					
Contractual Services					
Commodities					
Other Than Equipment					
Equipment					
Vehicles					
Wireless Communication Devices					
Subsidies, Loans & Grants					
Total					
No. of Positions (FTE)					

	FY 2022 Total Request				
	(26) General	(27) State Support Special	(28) Federal	(29) Other Special	(30) Total
Salaries,Wages & Fringe	1,313,461		18,826		1,332,287
Travel	55,711	10,000	949		66,660
Contractual Services	4,677,196	15,000	50,881		4,743,077
Commodities	371,197		1,921		373,118
Other Than Equipment					
Equipment	106,360				106,360
Vehicles					
Wireless Communication Devices					
Subsidies, Loans & Grants	4,356,950	6,308,806			10,665,756
Total	10,880,875	6,333,806	72,577		17,287,258
No. of Positions (FTE)	23.00		1.00		24.00

Note: FY2022 Total Request = FY2021 Estimated + FY2022 Incr(Decr) for Continuation + FY2022 Expansion/Reduction of Existing Activities + FY2022 New Activities.

Education - General Education Programs (202-00) Program 11 of 14
Secondary Education

Name of Agency Program

	FY 2020 Actual				
	(1) General	(2) State Support Special	(3) Federal	(4) Other Special	(5) Total
Salaries,Wages & Fringe	192,580				192,580
Travel	13,309		1,726		15,035
Contractual Services			31,430	176,180	207,610
Commodities			1,188		1,188
Other Than Equipment					
Equipment					
Vehicles					
Wireless Communication Devices					
Subsidies, Loans & Grants	204,978	510,528			715,506
Total	410,867	510,528	34,344	176,180	1,131,919
No. of Positions (FTE)	1.00				1.00

	FY 2021 Estimated				
	(6) General	(7) State Support Special	(8) Federal	(9) Other Special	(10) Total
Salaries,Wages & Fringe	188,072				188,072
Travel	2,088				2,088
Contractual Services	61,379				61,379
Commodities	11,720				11,720
Other Than Equipment					
Equipment					
Vehicles					
Wireless Communication Devices					
Subsidies, Loans & Grants	676,699	489,741			1,166,440
Total	939,958	489,741			1,429,699
No. of Positions (FTE)	1.00				1.00

	FY 2022 Increase/Decrease for Continuation				
	(11) General	(12) State Support Special	(13) Federal	(14) Other Special	(15) Total
Salaries,Wages & Fringe	83,850				83,850
Travel	15,000				15,000
Contractual Services	1,349,716				1,349,716
Commodities					
Other Than Equipment					
Equipment					
Vehicles					
Wireless Communication Devices					
Subsidies, Loans & Grants	1,000,000				1,000,000
Total	2,448,566				2,448,566
No. of Positions (FTE)	1.00				1.00

Note: FY2022 Total Request = FY2021 Estimated + FY2022 Incr(Decr) for Continuation + FY2022 Expansion/Reduction of Existing Activities + FY2022 New Activities.

Education - General Education Programs (202-00) Program 11 of 14
Secondary Education

Name of Agency Program

	FY 2022 Expansion/Reduction of Existing Activities				
	(16) General	(17) State Support Special	(18) Federal	(19) Other Special	(20) Total
Salaries,Wages & Fringe					
Travel					
Contractual Services					
Commodities					
Other Than Equipment					
Equipment					
Vehicles					
Wireless Communication Devices					
Subsidies, Loans & Grants		(489,741)			(489,741)
Total		(489,741)			(489,741)
No. of Positions (FTE)					

	FY 2022 New Activities (*)				
	(21) General	(22) State Support Special	(23) Federal	(24) Other Special	(25) Total
Salaries,Wages & Fringe					
Travel					
Contractual Services					
Commodities					
Other Than Equipment					
Equipment					
Vehicles					
Wireless Communication Devices					
Subsidies, Loans & Grants					
Total					
No. of Positions (FTE)					

	FY 2022 Total Request				
	(26) General	(27) State Support Special	(28) Federal	(29) Other Special	(30) Total
Salaries,Wages & Fringe	271,922				271,922
Travel	17,088				17,088
Contractual Services	1,411,095				1,411,095
Commodities	11,720				11,720
Other Than Equipment					
Equipment					
Vehicles					
Wireless Communication Devices					
Subsidies, Loans & Grants	1,676,699				1,676,699
Total	3,388,524				3,388,524
No. of Positions (FTE)	2.00				2.00

Note: FY2022 Total Request = FY2021 Estimated + FY2022 Incr(Decr) for Continuation + FY2022 Expansion/Reduction of Existing Activities + FY2022 New Activities.

Education - General Education Programs (202-00) Program 12 of 14
Assessment & Development

Name of Agency Program

	FY 2020 Actual				
	(1) General	(2) State Support Special	(3) Federal	(4) Other Special	(5) Total
Salaries,Wages & Fringe	660,628	358	244,236	48,668	953,890
Travel	3,058	11,966	9,823		24,847
Contractual Services	3,836,460	4,257,280	4,805,440		12,899,180
Commodities	479	575	1,533		2,587
Other Than Equipment					
Equipment		1,323			1,323
Vehicles					
Wireless Communication Devices					
Subsidies, Loans & Grants		4,924,801			4,924,801
Total	4,500,625	9,196,303	5,061,032	48,668	18,806,628
No. of Positions (FTE)	7.00		6.00	1.00	14.00

	FY 2021 Estimated				
	(6) General	(7) State Support Special	(8) Federal	(9) Other Special	(10) Total
Salaries,Wages & Fringe	707,961	110,218	338,695		1,156,874
Travel	1,465	20,000	102,938		124,403
Contractual Services	1,821,068	6,150,670	6,076,070	85,132	14,132,940
Commodities	1,912	5,000	16,416	8,240	31,568
Other Than Equipment					
Equipment			1,030		1,030
Vehicles					
Wireless Communication Devices					
Subsidies, Loans & Grants			270,186		270,186
Total	2,532,406	6,285,888	6,805,335	93,372	15,717,001
No. of Positions (FTE)	7.00	1.00	6.00		14.00

	FY 2022 Increase/Decrease for Continuation				
	(11) General	(12) State Support Special	(13) Federal	(14) Other Special	(15) Total
Salaries,Wages & Fringe	251,550				251,550
Travel	31,900				31,900
Contractual Services	75,767				75,767
Commodities					
Other Than Equipment					
Equipment					
Vehicles					
Wireless Communication Devices					
Subsidies, Loans & Grants					
Total	359,217				359,217
No. of Positions (FTE)	3.00				3.00

Note: FY2022 Total Request = FY2021 Estimated + FY2022 Incr(Decr) for Continuation + FY2022 Expansion/Reduction of Existing Activities + FY2022 New Activities.

Education - General Education Programs (202-00) Program 12 of 14
Assessment & Development

Name of Agency Program

	FY 2022 Expansion/Reduction of Existing Activities				
	(16) General	(17) State Support Special	(18) Federal	(19) Other Special	(20) Total
Salaries,Wages & Fringe					
Travel					
Contractual Services					
Commodities					
Other Than Equipment					
Equipment					
Vehicles					
Wireless Communication Devices					
Subsidies, Loans & Grants					
Total					
No. of Positions (FTE)					

	FY 2022 New Activities (*)				
	(21) General	(22) State Support Special	(23) Federal	(24) Other Special	(25) Total
Salaries,Wages & Fringe					
Travel					
Contractual Services					
Commodities					
Other Than Equipment					
Equipment					
Vehicles					
Wireless Communication Devices					
Subsidies, Loans & Grants					
Total					
No. of Positions (FTE)					

	FY 2022 Total Request				
	(26) General	(27) State Support Special	(28) Federal	(29) Other Special	(30) Total
Salaries,Wages & Fringe	959,511	110,218	338,695		1,408,424
Travel	33,365	20,000	102,938		156,303
Contractual Services	1,896,835	6,150,670	6,076,070	85,132	14,208,707
Commodities	1,912	5,000	16,416	8,240	31,568
Other Than Equipment					
Equipment			1,030		1,030
Vehicles					
Wireless Communication Devices					
Subsidies, Loans & Grants			270,186		270,186
Total	2,891,623	6,285,888	6,805,335	93,372	16,076,218
No. of Positions (FTE)	10.00	1.00	6.00		17.00

Note: FY2022 Total Request = FY2021 Estimated + FY2022 Incr(Decr) for Continuation + FY2022 Expansion/Reduction of Existing Activities + FY2022 New Activities.

Program 13 of 14

Education - General Education Programs (202-00)

Federal Program (COMP ED)

Name of Agency

Program

	FY 2020 Actual				
	(1) General	(2) State Support Special	(3) Federal	(4) Other Special	(5) Total
Salaries,Wages & Fringe			1,906,214		1,906,214
Travel			84,486		84,486
Contractual Services			1,424,112		1,424,112
Commodities			60,003		60,003
Other Than Equipment					
Equipment			43,111		43,111
Vehicles					
Wireless Communication Devices					
Subsidies, Loans & Grants			268,771,665		268,771,665
Total			272,289,591		272,289,591
No. of Positions (FTE)			26.00		26.00

	FY 2021 Estimated				
	(6) General	(7) State Support Special	(8) Federal	(9) Other Special	(10) Total
Salaries,Wages & Fringe			3,124,154		3,124,154
Travel			535,143		535,143
Contractual Services			3,617,239		3,617,239
Commodities			312,769		312,769
Other Than Equipment					
Equipment			515,270		515,270
Vehicles					
Wireless Communication Devices					
Subsidies, Loans & Grants			339,834,393		339,834,393
Total			347,938,968		347,938,968
No. of Positions (FTE)			26.00		26.00

	FY 2022 Increase/Decrease for Continuation				
	(11) General	(12) State Support Special	(13) Federal	(14) Other Special	(15) Total
Salaries,Wages & Fringe					
Travel					
Contractual Services					
Commodities					
Other Than Equipment					
Equipment					
Vehicles					
Wireless Communication Devices					
Subsidies, Loans & Grants					
Total					
No. of Positions (FTE)					

Note: FY2022 Total Request = FY2021 Estimated + FY2022 Incr(Decr) for Continuation + FY2022 Expansion/Reduction of Existing Activities + FY2022 New Activities.

Education - General Education Programs (202-00)

Federal Program (COMP ED)

Name of Agency

Program

	FY 2022 Expansion/Reduction of Existing Activities				
	(16) General	(17) State Support Special	(18) Federal	(19) Other Special	(20) Total
Salaries,Wages & Fringe					
Travel					
Contractual Services					
Commodities					
Other Than Equipment					
Equipment					
Vehicles					
Wireless Communication Devices					
Subsidies, Loans & Grants					
Total					
No. of Positions (FTE)					

	FY 2022 New Activities (*)				
	(21) General	(22) State Support Special	(23) Federal	(24) Other Special	(25) Total
Salaries,Wages & Fringe					
Travel					
Contractual Services					
Commodities					
Other Than Equipment					
Equipment					
Vehicles					
Wireless Communication Devices					
Subsidies, Loans & Grants					
Total					
No. of Positions (FTE)					

	FY 2022 Total Request				
	(26) General	(27) State Support Special	(28) Federal	(29) Other Special	(30) Total
Salaries,Wages & Fringe			3,124,154		3,124,154
Travel			535,143		535,143
Contractual Services			3,617,239		3,617,239
Commodities			312,769		312,769
Other Than Equipment					
Equipment			515,270		515,270
Vehicles					
Wireless Communication Devices					
Subsidies, Loans & Grants			339,834,393		339,834,393
Total			347,938,968		347,938,968
No. of Positions (FTE)			26.00		26.00

Note: FY2022 Total Request = FY2021 Estimated + FY2022 Incr(Decr) for Continuation + FY2022 Expansion/Reduction of Existing Activities + FY2022 New Activities.

Education - General Education Programs (202-00) Program 14 of 14
School Performance

Name of Agency Program

	FY 2020 Actual				
	(1) General	(2) State Support Special	(3) Federal	(4) Other Special	(5) Total
Salaries,Wages & Fringe	630,171			297,376	927,547
Travel	25,669				25,669
Contractual Services	278,334				278,334
Commodities	7,245				7,245
Other Than Equipment					
Equipment	12,135				12,135
Vehicles					
Wireless Communication Devices					
Subsidies, Loans & Grants	66,369				66,369
Total	1,019,923			297,376	1,317,299
No. of Positions (FTE)	9.00			1.00	10.00

	FY 2021 Estimated				
	(6) General	(7) State Support Special	(8) Federal	(9) Other Special	(10) Total
Salaries,Wages & Fringe	867,866				867,866
Travel	17,365				17,365
Contractual Services	695,083				695,083
Commodities	19,399				19,399
Other Than Equipment					
Equipment					
Vehicles					
Wireless Communication Devices					
Subsidies, Loans & Grants	59,856				59,856
Total	1,659,569				1,659,569
No. of Positions (FTE)	9.00				9.00

	FY 2022 Increase/Decrease for Continuation				
	(11) General	(12) State Support Special	(13) Federal	(14) Other Special	(15) Total
Salaries,Wages & Fringe	264,462				264,462
Travel	42,587				42,587
Contractual Services	467,725				467,725
Commodities	9,362				9,362
Other Than Equipment					
Equipment					
Vehicles					
Wireless Communication Devices					
Subsidies, Loans & Grants					
Total	784,136				784,136
No. of Positions (FTE)	3.00				3.00

Note: FY2022 Total Request = FY2021 Estimated + FY2022 Incr(Decr) for Continuation + FY2022 Expansion/Reduction of Existing Activities + FY2022 New Activities.

Education - General Education Programs (202-00) Program 14 of 14
School Performance

Name of Agency Program

	FY 2022 Expansion/Reduction of Existing Activities				
	(16) General	(17) State Support Special	(18) Federal	(19) Other Special	(20) Total
Salaries,Wages & Fringe					
Travel					
Contractual Services					
Commodities					
Other Than Equipment					
Equipment					
Vehicles					
Wireless Communication Devices					
Subsidies, Loans & Grants					
Total					
No. of Positions (FTE)					

	FY 2022 New Activities (*)				
	(21) General	(22) State Support Special	(23) Federal	(24) Other Special	(25) Total
Salaries,Wages & Fringe					
Travel					
Contractual Services					
Commodities					
Other Than Equipment					
Equipment					
Vehicles					
Wireless Communication Devices					
Subsidies, Loans & Grants					
Total					
No. of Positions (FTE)					

	FY 2022 Total Request				
	(26) General	(27) State Support Special	(28) Federal	(29) Other Special	(30) Total
Salaries,Wages & Fringe	1,132,328				1,132,328
Travel	59,952				59,952
Contractual Services	1,162,808				1,162,808
Commodities	28,761				28,761
Other Than Equipment					
Equipment					
Vehicles					
Wireless Communication Devices					
Subsidies, Loans & Grants	59,856				59,856
Total	2,443,705				2,443,705
No. of Positions (FTE)	12.00				12.00

Note: FY2022 Total Request = FY2021 Estimated + FY2022 Incr(Decr) for Continuation + FY2022 Expansion/Reduction of Existing Activities + FY2022 New Activities.

Education - General Education Programs

1 - Special Education

Name of Agency	Program Name							
	A	B	C	D	E			
EXPENDITURES	FY 2021 Appropriated	Escalations By DFA	Non-Recurring Items	Total Funding Change	FY 2022 Total Request			
SALARIES	3,111,223				3,111,223			
GENERAL	360,299				360,299			
ST. SUP. SPECIAL								
FEDERAL	2,750,924				2,750,924			
OTHER								
TRAVEL	390,975				390,975			
GENERAL								
ST. SUP. SPECIAL								
FEDERAL	376,975				376,975			
OTHER	14,000				14,000			
CONTRACTUAL	3,428,188				3,428,188			
GENERAL	20,983				20,983			
ST. SUP. SPECIAL								
FEDERAL	3,346,594				3,346,594			
OTHER	60,611				60,611			
COMMODITIES	1,057,134				1,057,134			
GENERAL	8,000				8,000			
ST. SUP. SPECIAL								
FEDERAL	1,030,802				1,030,802			
OTHER	18,332				18,332			
CAPTITAL-OTE								
GENERAL								
ST. SUP. SPECIAL								
FEDERAL								
OTHER								
EQUIPMENT	90,050				90,050			
GENERAL	7,000				7,000			
ST. SUP. SPECIAL								
FEDERAL								
OTHER	83,050				83,050			
VEHICLES								
GENERAL								
ST. SUP. SPECIAL								
FEDERAL								
OTHER								
WIRELESS DEV								
GENERAL								
ST. SUP. SPECIAL								
FEDERAL								
OTHER								
SUBSIDIES	146,082,872				146,082,872			
GENERAL	9,648,000				9,648,000			
ST. SUP. SPECIAL	8,800,000				8,800,000			
FEDERAL	127,538,872				127,538,872			
OTHER	96,000				96,000			
TOTAL	154,160,442				154,160,442			
FUNDING								
GENERAL FUNDS	10,044,282				10,044,282			
ST. SUP. SPCL FUNDS	8,800,000				8,800,000			
FEDERAL FUNDS	135,044,167				135,044,167			
OTHER SP. FUNDS	271,993				271,993			
TOTAL	154,160,442				154,160,442			
POSITIONS								
GENERAL FTE	5.85				5.85			
ST. SUP. SPCL. FTE								
FEDERAL FTE	40.15				40.15			
OTHER SP. FTE								
TOTAL	46.00				46.00			
PRIORITY LEVEL :								

Education - General Education Programs

2 - Child Nutrition

Name of Agency					Program Name			
	A	B	C	D	E			
	FY 2021 Appropriated	Escalations By DFA	Non-Recurring Items	Total Funding Change	FY 2022 Total Request			
EXPENDITURES								
SALARIES	3,639,528				3,639,528			
GENERAL	131,896				131,896			
ST. SUP. SPECIAL								
FEDERAL	2,867,936				2,867,936			
OTHER	639,696				639,696			
TRAVEL	1,002,585				1,002,585			
GENERAL	6,465				6,465			
ST. SUP.SPECIAL								
FEDERAL	822,903				822,903			
OTHER	173,217				173,217			
CONTRACTUAL	3,901,734				3,901,734			
GENERAL	291,089				291,089			
ST. SUP. SPECIAL								
FEDERAL	2,866,880				2,866,880			
OTHER	743,765				743,765			
COMMODITIES	362,180				362,180			
GENERAL	15,403				15,403			
ST. SUP. SPECIAL								
FEDERAL	183,180				183,180			
OTHER	163,597				163,597			
CAPTITAL-OTE								
GENERAL								
ST. SUP. SPECIAL								
FEDERAL								
OTHER								
EQUIPMENT	227,976				227,976			
GENERAL	13,984				13,984			
ST. SUP. SPECIAL								
FEDERAL	207,700				207,700			
OTHER	6,292				6,292			
VEHICLES								
GENERAL								
ST. SUP. SPECIAL								
FEDERAL								
OTHER								
WIRELESS DEV								
GENERAL								
ST. SUP. SPECIAL								
FEDERAL								
OTHER								
SUBSIDIES	322,095,922				322,095,922			
GENERAL	2,652,483				2,652,483			
ST. SUP. SPECIAL								
FEDERAL	305,667,625				305,667,625			
OTHER	13,775,814				13,775,814			
TOTAL	331,229,925				331,229,925			
FUNDING								
GENERAL FUNDS	3,111,320				3,111,320			
ST. SUP .SPCL FUNDS								
FEDERAL FUNDS	312,616,224				312,616,224			
OTHER SP. FUNDS	15,502,381				15,502,381			
TOTAL	331,229,925				331,229,925			
POSITIONS								
GENERAL FTE	3.00				3.00			
ST. SUP. SPCL. FTE								
FEDERAL FTE	48.00				48.00			
OTHER SP. FTE	11.00				11.00			
TOTAL	62.00				62.00			
PRIORITY LEVEL :								

Education - General Education Programs

3 - Special Projects

Name of Agency

Program Name

	A	B	C	D	E	F		
	FY 2021 Appropriated	Escalations By DFA	Non-Recurring Items	Legislative Flow-Through	Total Funding Change	FY 2022 Total Request		
EXPENDITURES								
SALARIES								
GENERAL								
ST. SUP. SPECIAL								
FEDERAL								
OTHER								
TRAVEL								
GENERAL								
ST. SUP.SPECIAL								
FEDERAL								
OTHER								
CONTRACTUAL								
GENERAL								
ST. SUP. SPECIAL								
FEDERAL								
OTHER								
COMMODITIES								
GENERAL								
ST. SUP. SPECIAL								
FEDERAL								
OTHER								
CAPTITAL-OTE								
GENERAL								
ST. SUP. SPECIAL								
FEDERAL								
OTHER								
EQUIPMENT								
GENERAL								
ST. SUP. SPECIAL								
FEDERAL								
OTHER								
VEHICLES								
GENERAL								
ST. SUP. SPECIAL								
FEDERAL								
OTHER								
WIRELESS DEV								
GENERAL								
ST. SUP. SPECIAL								
FEDERAL								
OTHER								
SUBSIDIES	35,525,504			(7,716,182)	(7,716,182)	27,809,322		
GENERAL	7,399,032			(7,589,710)	(7,589,710)	(190,678)		
ST. SUP. SPECIAL	28,126,472			(126,472)	(126,472)	28,000,000		
FEDERAL								
OTHER								
TOTAL	35,525,504			(7,716,182)	(7,716,182)	27,809,322		

FUNDING								
GENERAL FUNDS	7,399,032			(7,589,710)	(7,589,710)	(190,678)		
ST. SUP .SPCL FUNDS	28,126,472			(126,472)	(126,472)	28,000,000		
FEDERAL FUNDS								
OTHER SP. FUNDS								
TOTAL	35,525,504			(7,716,182)	(7,716,182)	27,809,322		

POSITIONS								
GENERAL FTE								
ST. SUP. SPCL. FTE								
FEDERAL FTE								
OTHER SP. FTE								
TOTAL								

PRIORITY LEVEL :				1				
------------------	--	--	--	---	--	--	--	--

Education - General Education Programs

4 - Compulsory School Attendance

Name of Agency	A	B	C	D	E	F	Program Name
	FY 2021 Appropriated	Escalations By DFA	Non-Recurring Items	Detention Centers	Total Funding Change	FY 2022 Total Request	
EXPENDITURES							
SALARIES	5,831,594					5,831,594	
GENERAL	5,831,594					5,831,594	
ST. SUP. SPECIAL							
FEDERAL							
OTHER							
TRAVEL	198,250					198,250	
GENERAL	198,250					198,250	
ST. SUP.SPECIAL							
FEDERAL							
OTHER							
CONTRACTUAL	179,888					179,888	
GENERAL	179,888					179,888	
ST. SUP. SPECIAL							
FEDERAL							
OTHER							
COMMODITIES	67,195					67,195	
GENERAL	67,195					67,195	
ST. SUP. SPECIAL							
FEDERAL							
OTHER							
CAPTITAL-OTE							
GENERAL							
ST. SUP. SPECIAL							
FEDERAL							
OTHER							
EQUIPMENT	45,000					45,000	
GENERAL	45,000					45,000	
ST. SUP. SPECIAL							
FEDERAL							
OTHER							
VEHICLES							
GENERAL							
ST. SUP. SPECIAL							
FEDERAL							
OTHER							
WIRELESS DEV							
GENERAL							
ST. SUP. SPECIAL							
FEDERAL							
OTHER							
SUBSIDIES	900,000			600,000	600,000	1,500,000	
GENERAL	900,000			600,000	600,000	1,500,000	
ST. SUP. SPECIAL							
FEDERAL							
OTHER							
TOTAL	7,221,927			600,000	600,000	7,821,927	
FUNDING							
GENERAL FUNDS	7,221,927			600,000	600,000	7,821,927	
ST. SUP .SPCL FUNDS							
FEDERAL FUNDS							
OTHER SP. FUNDS							
TOTAL	7,221,927			600,000	600,000	7,821,927	
POSITIONS							
GENERAL FTE	137.00					137.00	
ST. SUP. SPCL. FTE							
FEDERAL FTE							
OTHER SP. FTE							
TOTAL	137.00					137.00	
PRIORITY LEVEL :							
				1			

PROGRAM DECISION UNITS

REVISED: 11/9/2020 11:37:56 AM

Education - General Education Programs

5 - General Administration

Name of Agency		Program Name						
	A	B	C	D	E	F	G	H
EXPENDITURES	FY 2021 Appropriated	Escalations By DFA	Non-Recurring Items	MS Community Oriented	Operations Administration	Upgrade to Mississippi	Educator Misconduct	MDE Operations
SALARIES	10,889,289				247,403			
GENERAL	9,300,813				247,403			
ST. SUP. SPECIAL	71,143							
FEDERAL	1,517,333							
OTHER								
TRAVEL	152,514						4,745	387,538
GENERAL	74,214						4,745	387,538
ST. SUP. SPECIAL								
FEDERAL	13,000							
OTHER	65,300							
CONTRACTUAL	6,151,701					4,758,823	30,660	911,946
GENERAL	2,117,328					4,758,823	30,660	911,946
ST. SUP. SPECIAL	43,576							
FEDERAL	113,700							
OTHER	3,877,097							
COMMODITIES	396,474							194,613
GENERAL	208,562							194,613
ST. SUP. SPECIAL								
FEDERAL								
OTHER	187,912							
CAPTITAL-OTE								
GENERAL								
ST. SUP. SPECIAL								
FEDERAL								
OTHER								
EQUIPMENT	202,490							73,360
GENERAL	17,490							73,360
ST. SUP. SPECIAL								
FEDERAL	25,000							
OTHER	160,000							
VEHICLES								
GENERAL								
ST. SUP. SPECIAL								
FEDERAL								
OTHER								
WIRELESS DEV								
GENERAL								
ST. SUP. SPECIAL								
FEDERAL								
OTHER								
SUBSIDIES	54,399,246			1,000,000				1,013,966
GENERAL	25,236,189			1,000,000				1,013,966
ST. SUP. SPECIAL	28,020,972							
FEDERAL	942,085							
OTHER	200,000							
TOTAL	72,191,714			1,000,000	247,403	4,758,823	35,405	2,581,423
FUNDING								
GENERAL FUNDS	36,954,596			1,000,000	247,403	4,758,823	35,405	2,581,423
ST. SUP. SPCL FUNDS	28,135,691							
FEDERAL FUNDS	2,611,118							
OTHER SP. FUNDS	4,490,309							
TOTAL	72,191,714			1,000,000	247,403	4,758,823	35,405	2,581,423
POSITIONS								
GENERAL FTE	124.00				5.00			
ST. SUP. SPCL. FTE	1.00							
FEDERAL FTE	3.00							
OTHER SP. FTE								
TOTAL	128.00				5.00			
PRIORITY LEVEL :								
				1	1	1	1	1

	I	J	K					
EXPENDITURES	Replacement of One Time	Total Funding Change	FY 2022 Total Request					
SALARIES		247,403	11,136,692					
GENERAL		247,403	9,548,216					
ST. SUP. SPECIAL			71,143					
FEDERAL			1,517,333					
OTHER								
TRAVEL		392,283	544,797					
GENERAL		392,283	466,497					
ST. SUP. SPECIAL								
FEDERAL			13,000					
OTHER			65,300					
CONTRACTUAL		5,701,429	11,853,130					
GENERAL		5,701,429	7,818,757					
ST. SUP. SPECIAL			43,576					
FEDERAL			113,700					
OTHER			3,877,097					
COMMODITIES		194,613	591,087					
GENERAL		194,613	403,175					
ST. SUP. SPECIAL								
FEDERAL								
OTHER			187,912					
CAPTITAL-OTE								
GENERAL								
ST. SUP. SPECIAL								
FEDERAL								
OTHER								
EQUIPMENT		73,360	275,850					
GENERAL		73,360	90,850					
ST. SUP. SPECIAL								
FEDERAL			25,000					
OTHER			160,000					
VEHICLES								
GENERAL								
ST. SUP. SPECIAL								
FEDERAL								
OTHER								
WIRELESS DEV								
GENERAL								
ST. SUP. SPECIAL								
FEDERAL								
OTHER								
SUBSIDIES		2,013,966	56,413,212					
GENERAL	28,020,972	30,034,938	55,271,127					
ST. SUP. SPECIAL	(28,020,972)	(28,020,972)						
FEDERAL			942,085					
OTHER			200,000					
TOTAL		8,623,054	80,814,768					

FUNDING

GENERAL FUNDS	28,020,972	36,644,026	73,598,622					
ST. SUP. SPCL FUNDS	(28,020,972)	(28,020,972)	114,719					
FEDERAL FUNDS			2,611,118					
OTHER SP. FUNDS			4,490,309					
TOTAL		8,623,054	80,814,768					

POSITIONS

GENERAL FTE		5.00	129.00					
ST. SUP. SPCL. FTE			1.00					
FEDERAL FTE			3.00					
OTHER SP. FTE								
TOTAL		5.00	133.00					

PRIORITY LEVEL :

	1							
--	---	--	--	--	--	--	--	--

Education - General Education Programs

6 - Graduation & Career Readiness

Name of Agency	Program Name							
	A	B	C	D	E			
	FY 2021 Appropriated	Escalations By DFA	Non-Recurring Items	Total Funding Change	FY 2022 Total Request			
EXPENDITURES								
SALARIES	188,936				188,936			
GENERAL	188,936				188,936			
ST. SUP. SPECIAL								
FEDERAL								
OTHER								
TRAVEL								
GENERAL								
ST. SUP.SPECIAL								
FEDERAL								
OTHER								
CONTRACTUAL								
GENERAL	6,000				6,000			
ST. SUP. SPECIAL	6,000				6,000			
FEDERAL								
OTHER								
COMMODITIES								
GENERAL	12,000				12,000			
ST. SUP. SPECIAL	12,000				12,000			
FEDERAL								
OTHER								
CAPTITAL-OTE								
GENERAL								
ST. SUP. SPECIAL								
FEDERAL								
OTHER								
EQUIPMENT								
GENERAL								
ST. SUP. SPECIAL								
FEDERAL								
OTHER								
VEHICLES								
GENERAL								
ST. SUP. SPECIAL								
FEDERAL								
OTHER								
WIRELESS DEV								
GENERAL								
ST. SUP. SPECIAL								
FEDERAL								
OTHER								
SUBSIDIES								
GENERAL	1,364,988				1,364,988			
ST. SUP. SPECIAL	812,500				812,500			
FEDERAL	552,488				552,488			
OTHER								
TOTAL	1,571,924				1,571,924			
FUNDING								
GENERAL FUNDS	1,019,436				1,019,436			
ST. SUP .SPCL FUNDS								
FEDERAL FUNDS	552,488				552,488			
OTHER SP. FUNDS								
TOTAL	1,571,924				1,571,924			
POSITIONS								
GENERAL FTE	1.00				1.00			
ST. SUP. SPCL. FTE								
FEDERAL FTE								
OTHER SP. FTE								
TOTAL	1.00				1.00			
PRIORITY LEVEL :								

Education - General Education Programs

7 - Special Schools

Name of Agency	Program Name						
	A	B	C	D	E	F	G
	FY 2021 Appropriated	Escalations By DFA	Non-Recurring Items	MS School of the Arts	MS School for Math & Science	Total Funding Change	FY 2022 Total Request
EXPENDITURES							
SALARIES							
GENERAL							
ST. SUP. SPECIAL							
FEDERAL							
OTHER							
TRAVEL							
GENERAL							
ST. SUP. SPECIAL							
FEDERAL							
OTHER							
CONTRACTUAL	56,455						56,455
GENERAL							
ST. SUP. SPECIAL							
FEDERAL							
OTHER	56,455						56,455
COMMODITIES	64,971						64,971
GENERAL							
ST. SUP. SPECIAL							
FEDERAL							
OTHER	64,971						64,971
CAPTITAL-OTE							
GENERAL							
ST. SUP. SPECIAL							
FEDERAL							
OTHER							
EQUIPMENT	15,658						15,658
GENERAL							
ST. SUP. SPECIAL							
FEDERAL							
OTHER	15,658						15,658
VEHICLES							
GENERAL							
ST. SUP. SPECIAL							
FEDERAL							
OTHER							
WIRELESS DEV							
GENERAL							
ST. SUP. SPECIAL							
FEDERAL							
OTHER							
SUBSIDIES	7,561,880			444,943	37,275	482,218	8,044,098
GENERAL	6,311,880			444,943	37,275	482,218	6,794,098
ST. SUP. SPECIAL	250,000						250,000
FEDERAL							
OTHER	1,000,000						1,000,000
TOTAL	7,698,964			444,943	37,275	482,218	8,181,182
FUNDING							
GENERAL FUNDS	6,311,880			444,943	37,275	482,218	6,794,098
ST. SUP. SPCL. FUNDS	250,000						250,000
FEDERAL FUNDS							
OTHER SP. FUNDS	1,137,084						1,137,084
TOTAL	7,698,964			444,943	37,275	482,218	8,181,182
POSITIONS							
GENERAL FTE							
ST. SUP. SPCL. FTE							
FEDERAL FTE							
OTHER SP. FTE							
TOTAL							
PRIORITY LEVEL :							
				1	1		

Education - General Education Programs

8 - Early Childhood Education

Name of Agency	Program Name							
	A	B	C	D	E	F		
EXPENDITURES	FY 2021 Appropriated	Escalations By DFA	Non-Recurring Items	Expansion of Early Childhood Programs	Total Funding Change	FY 2022 Total Request		
SALARIES	2,220,850					2,220,850		
GENERAL	193,397					193,397		
ST. SUP. SPECIAL								
FEDERAL								
OTHER	2,027,453					2,027,453		
TRAVEL	137,200					137,200		
GENERAL	37,200					37,200		
ST. SUP.SPECIAL								
FEDERAL								
OTHER	100,000					100,000		
CONTRACTUAL	332,548					332,548		
GENERAL	82,548					82,548		
ST. SUP. SPECIAL								
FEDERAL								
OTHER	250,000					250,000		
COMMODITIES	20,763					20,763		
GENERAL								
ST. SUP. SPECIAL								
FEDERAL								
OTHER	20,763					20,763		
CAPTITAL-OTE								
GENERAL								
ST. SUP. SPECIAL								
FEDERAL								
OTHER								
EQUIPMENT	8,000					8,000		
GENERAL	8,000					8,000		
ST. SUP. SPECIAL								
FEDERAL								
OTHER								
VEHICLES								
GENERAL								
ST. SUP. SPECIAL								
FEDERAL								
OTHER								
WIRELESS DEV								
GENERAL								
ST. SUP. SPECIAL								
FEDERAL								
OTHER								
SUBSIDIES	11,101,535			3,000,000	3,000,000	14,101,535		
GENERAL	7,468,329			3,000,000	3,000,000	10,468,329		
ST. SUP. SPECIAL								
FEDERAL								
OTHER	3,633,206					3,633,206		
TOTAL	13,820,896			3,000,000	3,000,000	16,820,896		
FUNDING								
GENERAL FUNDS	7,789,474			3,000,000	3,000,000	10,789,474		
ST. SUP. SPCL FUNDS								
FEDERAL FUNDS								
OTHER SP. FUNDS	6,031,422					6,031,422		
TOTAL	13,820,896			3,000,000	3,000,000	16,820,896		
POSITIONS								
GENERAL FTE	2.00					2.00		
ST. SUP. SPCL. FTE								
FEDERAL FTE								
OTHER SP. FTE	19.00					19.00		
TOTAL	21.00					21.00		
PRIORITY LEVEL :								
				1				

Education - General Education Programs

9 - Teacher Tng & Professional Dev

Name of Agency	Program Name							
	A	B	C	D	E	F		
EXPENDITURES	FY 2021 Appropriated	Escalations By DFA	Non-Recurring Items	Superintendents' and Principals'	Total Funding Change	FY 2022 Total Request		
SALARIES	2,002,490					2,002,490		
GENERAL	1,332,318					1,332,318		
ST. SUP. SPECIAL								
FEDERAL	140,434					140,434		
OTHER	529,738					529,738		
TRAVEL	115,896			30,000	30,000	145,896		
GENERAL	8,921			30,000	30,000	38,921		
ST. SUP.SPECIAL								
FEDERAL	55,092					55,092		
OTHER	51,883					51,883		
CONTRACTUAL	1,512,840			400,000	400,000	1,912,840		
GENERAL	210,017			400,000	400,000	610,017		
ST. SUP. SPECIAL								
FEDERAL	784,615					784,615		
OTHER	518,208					518,208		
COMMODITIES	377,682			70,000	70,000	447,682		
GENERAL	24,670			70,000	70,000	94,670		
ST. SUP. SPECIAL								
FEDERAL	304,412					304,412		
OTHER	48,600					48,600		
CAPTITAL-OTE								
GENERAL								
ST. SUP. SPECIAL								
FEDERAL								
OTHER								
EQUIPMENT								
GENERAL								
ST. SUP. SPECIAL								
FEDERAL								
OTHER								
VEHICLES								
GENERAL								
ST. SUP. SPECIAL								
FEDERAL								
OTHER								
WIRELESS DEV								
GENERAL								
ST. SUP. SPECIAL								
FEDERAL								
OTHER								
SUBSIDIES	17,605,910					17,605,910		
GENERAL	325,639					325,639		
ST. SUP. SPECIAL								
FEDERAL	4,597,771					4,597,771		
OTHER	12,682,500					12,682,500		
TOTAL	21,614,818			500,000	500,000	22,114,818		
FUNDING								
GENERAL FUNDS	1,901,565			500,000	500,000	2,401,565		
ST. SUP .SPCL FUNDS								
FEDERAL FUNDS	5,882,324					5,882,324		
OTHER SP. FUNDS	13,830,929					13,830,929		
TOTAL	21,614,818			500,000	500,000	22,114,818		
POSITIONS								
GENERAL FTE	23.00					23.00		
ST. SUP. SPCL. FTE								
FEDERAL FTE	1.00					1.00		
OTHER SP. FTE	2.00					2.00		
TOTAL	26.00					26.00		
PRIORITY LEVEL :								
				1				

Education - General Education Programs

10 - Elementary Education

Name of Agency							Program Name	
	A	B	C	D	E	F		
EXPENDITURES	FY 2021 Appropriated	Escalations By DFA	Non-Recurring Items	Expansion of Literacy	Total Funding Change	FY 2022 Total Request		
SALARIES	1,332,287					1,332,287		
GENERAL	1,313,461					1,313,461		
ST. SUP. SPECIAL								
FEDERAL	18,826					18,826		
OTHER								
TRAVEL	61,660			5,000	5,000	66,660		
GENERAL	50,711			5,000	5,000	55,711		
ST. SUP. SPECIAL	10,000					10,000		
FEDERAL	949					949		
OTHER								
CONTRACTUAL	4,672,410			70,667	70,667	4,743,077		
GENERAL	4,606,529			70,667	70,667	4,677,196		
ST. SUP. SPECIAL	15,000					15,000		
FEDERAL	50,881					50,881		
OTHER								
COMMODITIES	366,291			6,827	6,827	373,118		
GENERAL	364,370			6,827	6,827	371,197		
ST. SUP. SPECIAL								
FEDERAL	1,921					1,921		
OTHER								
CAPTITAL-OTE								
GENERAL								
ST. SUP. SPECIAL								
FEDERAL								
OTHER								
EQUIPMENT	95,710			10,650	10,650	106,360		
GENERAL	95,710			10,650	10,650	106,360		
ST. SUP. SPECIAL								
FEDERAL								
OTHER								
VEHICLES								
GENERAL								
ST. SUP. SPECIAL								
FEDERAL								
OTHER								
WIRELESS DEV								
GENERAL								
ST. SUP. SPECIAL								
FEDERAL								
OTHER								
SUBSIDIES	9,665,756			1,000,000	1,000,000	10,665,756		
GENERAL	3,356,950			1,000,000	1,000,000	4,356,950		
ST. SUP. SPECIAL	6,308,806					6,308,806		
FEDERAL								
OTHER								
TOTAL	16,194,114			1,093,144	1,093,144	17,287,258		
FUNDING								
GENERAL FUNDS	9,787,731			1,093,144	1,093,144	10,880,875		
ST. SUP. SPCL. FUNDS	6,333,806					6,333,806		
FEDERAL FUNDS	72,577					72,577		
OTHER SP. FUNDS								
TOTAL	16,194,114			1,093,144	1,093,144	17,287,258		
POSITIONS								
GENERAL FTE	23.00					23.00		
ST. SUP. SPCL. FTE								
FEDERAL FTE	1.00					1.00		
OTHER SP. FTE								
TOTAL	24.00					24.00		
PRIORITY LEVEL :								
				1				

PROGRAM DECISION UNITS

REVISED: 11/9/2020 11:37:56 AM

Education - General Education Programs

11 - Secondary Education

Name of Agency	Program Name						
	A	B	C	D	E	F	G
EXPENDITURES	FY 2021 Appropriated	Escalations By DFA	Non-Recurring Items	Secondary Education	Reduction for One Time	Total Funding Change	FY 2022 Total Request
SALARIES	188,072			83,850		83,850	271,922
GENERAL	188,072			83,850		83,850	271,922
ST. SUP. SPECIAL							
FEDERAL							
OTHER							
TRAVEL	2,088			15,000		15,000	17,088
GENERAL	2,088			15,000		15,000	17,088
ST. SUP. SPECIAL							
FEDERAL							
OTHER							
CONTRACTUAL	61,379			1,349,716		1,349,716	1,411,095
GENERAL	61,379			1,349,716		1,349,716	1,411,095
ST. SUP. SPECIAL							
FEDERAL							
OTHER							
COMMODITIES	11,720						11,720
GENERAL	11,720						11,720
ST. SUP. SPECIAL							
FEDERAL							
OTHER							
CAPTITAL-OTE							
GENERAL							
ST. SUP. SPECIAL							
FEDERAL							
OTHER							
EQUIPMENT							
GENERAL							
ST. SUP. SPECIAL							
FEDERAL							
OTHER							
VEHICLES							
GENERAL							
ST. SUP. SPECIAL							
FEDERAL							
OTHER							
WIRELESS DEV							
GENERAL							
ST. SUP. SPECIAL							
FEDERAL							
OTHER							
SUBSIDIES	1,166,440			1,000,000	(489,741)	510,259	1,676,699
GENERAL	676,699			1,000,000		1,000,000	1,676,699
ST. SUP. SPECIAL	489,741				(489,741)	(489,741)	
FEDERAL							
OTHER							
TOTAL	1,429,699			2,448,566	(489,741)	1,958,825	3,388,524
FUNDING							
GENERAL FUNDS	939,958			2,448,566		2,448,566	3,388,524
ST. SUP. SPCL FUNDS	489,741				(489,741)	(489,741)	
FEDERAL FUNDS							
OTHER SP. FUNDS							
TOTAL	1,429,699			2,448,566	(489,741)	1,958,825	3,388,524
POSITIONS							
GENERAL FTE	1.00			1.00		1.00	2.00
ST. SUP. SPCL. FTE							
FEDERAL FTE							
OTHER SP. FTE							
TOTAL	1.00			1.00		1.00	2.00
PRIORITY LEVEL :							
				1	1		

PROGRAM DECISION UNITS

REVISED: 11/9/2020 11:37:56 AM

Education - General Education Programs

12 - Assessment & Development

Name of Agency	Program Name						
	A	B	C	D	E	F	G
EXPENDITURES	FY 2021 Appropriated	Escalations By DFA	Non-Recurring Items	Increase for Assessment	Statewide Student	Total Funding Change	FY 2022 Total Request
SALARIES	1,156,874			251,550		251,550	1,408,424
GENERAL	707,961			251,550		251,550	959,511
ST. SUP. SPECIAL	110,218						110,218
FEDERAL	338,695						338,695
OTHER							
TRAVEL	124,403			31,900		31,900	156,303
GENERAL	1,465			31,900		31,900	33,365
ST. SUP. SPECIAL	20,000						20,000
FEDERAL	102,938						102,938
OTHER							
CONTRACTUAL	14,132,940			27,700	48,067	75,767	14,208,707
GENERAL	1,821,068			27,700	48,067	75,767	1,896,835
ST. SUP. SPECIAL	6,150,670						6,150,670
FEDERAL	6,076,070						6,076,070
OTHER	85,132						85,132
COMMODITIES	31,568						31,568
GENERAL	1,912						1,912
ST. SUP. SPECIAL	5,000						5,000
FEDERAL	16,416						16,416
OTHER	8,240						8,240
CAPITAL-OTE							
GENERAL							
ST. SUP. SPECIAL							
FEDERAL							
OTHER							
EQUIPMENT	1,030						1,030
GENERAL							
ST. SUP. SPECIAL							
FEDERAL	1,030						1,030
OTHER							
VEHICLES							
GENERAL							
ST. SUP. SPECIAL							
FEDERAL							
OTHER							
WIRELESS DEV							
GENERAL							
ST. SUP. SPECIAL							
FEDERAL							
OTHER							
SUBSIDIES	270,186						270,186
GENERAL							
ST. SUP. SPECIAL							
FEDERAL	270,186						270,186
OTHER							
TOTAL	15,717,001			311,150	48,067	359,217	16,076,218

FUNDING

GENERAL FUNDS	2,532,406			311,150	48,067	359,217	2,891,623
ST. SUP. SPCL. FUNDS	6,285,888						6,285,888
FEDERAL FUNDS	6,805,335						6,805,335
OTHER SP. FUNDS	93,372						93,372
TOTAL	15,717,001			311,150	48,067	359,217	16,076,218

POSITIONS

GENERAL FTE	7.00			3.00		3.00	10.00
ST. SUP. SPCL. FTE	1.00						1.00
FEDERAL FTE	6.00						6.00
OTHER SP. FTE							
TOTAL	14.00			3.00		3.00	17.00

PRIORITY LEVEL :

				1	1		
--	--	--	--	---	---	--	--

Education - General Education Programs

13 - Federal Program (COMP ED)

Name of Agency	Program Name							
	A	B	C	D	E			
	FY 2021 Appropriated	Escalations By DFA	Non-Recurring Items	Total Funding Change	FY 2022 Total Request			
EXPENDITURES								
SALARIES	3,124,154				3,124,154			
GENERAL								
ST. SUP. SPECIAL								
FEDERAL	3,124,154				3,124,154			
OTHER								
TRAVEL	535,143				535,143			
GENERAL								
ST. SUP. SPECIAL								
FEDERAL	535,143				535,143			
OTHER								
CONTRACTUAL	3,617,239				3,617,239			
GENERAL								
ST. SUP. SPECIAL								
FEDERAL	3,617,239				3,617,239			
OTHER								
COMMODITIES	312,769				312,769			
GENERAL								
ST. SUP. SPECIAL								
FEDERAL	312,769				312,769			
OTHER								
CAPTITAL-OTE								
GENERAL								
ST. SUP. SPECIAL								
FEDERAL								
OTHER								
EQUIPMENT	515,270				515,270			
GENERAL								
ST. SUP. SPECIAL								
FEDERAL	515,270				515,270			
OTHER								
VEHICLES								
GENERAL								
ST. SUP. SPECIAL								
FEDERAL								
OTHER								
WIRELESS DEV								
GENERAL								
ST. SUP. SPECIAL								
FEDERAL								
OTHER								
SUBSIDIES	339,834,393				339,834,393			
GENERAL								
ST. SUP. SPECIAL								
FEDERAL	339,834,393				339,834,393			
OTHER								
TOTAL	347,938,968				347,938,968			
FUNDING								
GENERAL FUNDS								
ST. SUP. SPCL FUNDS								
FEDERAL FUNDS	347,938,968				347,938,968			
OTHER SP. FUNDS								
TOTAL	347,938,968				347,938,968			
POSITIONS								
GENERAL FTE								
ST. SUP. SPCL. FTE								
FEDERAL FTE	26.00				26.00			
OTHER SP. FTE								
TOTAL	26.00				26.00			
PRIORITY LEVEL :								

Education - General Education Programs

14 - School Performance

Name of Agency								Program Name
	A	B	C	D	E	F	G	
EXPENDITURES	FY 2021 Appropriated	Escalations By DFA	Non-Recurring Items	Accreditation Review Teams	School Improvement/Sc	Total Funding Change	FY 2022 Total Request	
SALARIES	867,866				264,462	264,462	1,132,328	
GENERAL	867,866				264,462	264,462	1,132,328	
ST. SUP. SPECIAL								
FEDERAL								
OTHER								
TRAVEL	17,365			32,587	10,000	42,587	59,952	
GENERAL	17,365			32,587	10,000	42,587	59,952	
ST. SUP.SPECIAL								
FEDERAL								
OTHER								
CONTRACTUAL	695,083			267,725	200,000	467,725	1,162,808	
GENERAL	695,083			267,725	200,000	467,725	1,162,808	
ST. SUP. SPECIAL								
FEDERAL								
OTHER								
COMMODITIES	19,399			8,172	1,190	9,362	28,761	
GENERAL	19,399			8,172	1,190	9,362	28,761	
ST. SUP. SPECIAL								
FEDERAL								
OTHER								
CAPTITAL-OTE								
GENERAL								
ST. SUP. SPECIAL								
FEDERAL								
OTHER								
EQUIPMENT								
GENERAL								
ST. SUP. SPECIAL								
FEDERAL								
OTHER								
VEHICLES								
GENERAL								
ST. SUP. SPECIAL								
FEDERAL								
OTHER								
WIRELESS DEV								
GENERAL								
ST. SUP. SPECIAL								
FEDERAL								
OTHER								
SUBSIDIES	59,856						59,856	
GENERAL	59,856						59,856	
ST. SUP. SPECIAL								
FEDERAL								
OTHER								
TOTAL	1,659,569			308,484	475,652	784,136	2,443,705	
FUNDING								
GENERAL FUNDS	1,659,569			308,484	475,652	784,136	2,443,705	
ST. SUP. SPCL FUNDS								
FEDERAL FUNDS								
OTHER SP. FUNDS								
TOTAL	1,659,569			308,484	475,652	784,136	2,443,705	
POSITIONS								
GENERAL FTE	9.00				3.00	3.00	12.00	
ST. SUP. SPCL. FTE								
FEDERAL FTE								
OTHER SP. FTE								
TOTAL	9.00				3.00	3.00	12.00	
PRIORITY LEVEL :								
				1	1			

Program Data Collected in Accordance with the Mississippi Performance Budget and Strategic Planning Act of 1994
(To Accompany Form MBR-1-03)

Education - General Education Programs

1 - Special Education

Name of Agency

Program Name

I. Program Description:

To provide a quality learning environment, including the screening, evaluation, and education of all children with disabilities through public school districts, other state agencies, and private and parochial schools.

II. Program Objective:

Screen and provide education to all children with disabilities to provide a quality education in the least restrictive environment of each child.

Program Data Collected in Accordance with the Mississippi Performance Budget and Strategic Planning Act of 1994
(To Accompany Form MBR-1-03)

Education - General Education Programs

2 - Child Nutrition

Name of Agency

Program Name

I. Program Description:

To provide leadership, guidance, training and technical assistance for local school districts, daycare centers, head start centers and residential child care institutions (RCCI) through administration of eight programs under the United States Department of Agriculture (USDA), Food and Nutrition Services (FNS).

II. Program Objective:

Ensure that every child is provided a well-balanced meal for the promotion of health and to foster a quality learning environment.

Program Data Collected in Accordance with the Mississippi Performance Budget and Strategic Planning Act of 1994
(To Accompany Form MBR-1-03)

Education - General Education Programs

3 - Special Projects

Name of Agency

Program Name

I. Program Description:

Provide financial oversight of state funds disbursed to entities who are not under administration of the Department of Education, as determined through appropriation by the Mississippi Legislature.

II. Program Objective:

To successfully allocate dollars appropriated to the Mississippi Department of Education to qualifying entities statewide.

IV. Additional program activities that will result from increased funding requested in Columns 16-25 (MBR-1-03) and specified Budget Decision Unit Columns (MBR-1-03-A):**(D) Legislative Flow-Through Grants:**

Program Data Collected in Accordance with the Mississippi Performance Budget and Strategic Planning Act of 1994
(To Accompany Form MBR-1-03)

A total decrease of \$7,589,710 is requested for programs funded through MDE's appropriation that flow through to other entities. The agency is requesting redirection of these funds to line items that support the vision, mission and goals of the MDE.

FY21 Flow throughs NOT requested:

Arts Institute (40,000)
 Very Special Arts (40,000)
 USM-Autism Program (40,000)
 MS Symphony (50,000)
 Drop-out Prevention Vicksburg (75,000)
 Save the Children (75,000)
 Campus Knot (75,000)
 Mastery Prep (75,000)
 MS Center for Ex in Lit. Instruction (94,500)
 Jumpstart ACT (150,000)
 MS Autism Center (160,000)
 University of MS-Willie Price Lab (200,000)
 Teacher Corp. (200,000)
 New Learning Resource, Inc. (200,000)
 Vision Screening (225,000)
 Microsoft IT Academy (250,000)
 Sight Savers (341,178)
 Principal Corp (400,000)
 Magnolia Speech School (550,000)
 Children's Center for Comm Dis (574,032)
 Dubard School (575,000)
 Learning thru Sports/Kids College (600,000)
 Jobs for MS Graduates (800,000)
 Teach for America (1,800,000)
 General Funds (7,589,710)
 Sight Savers Healthcare Exp Fds (126,472)
 Total All Funds (7,463,238)

FY21 Flow throughs requested:

Algebra Nation 700,000
 Detention Centers 1,500,000
 Literacy Based Promotion 800,000
 MS Department of Health 700,000
 World Class Teacher Program 600,000
 MS Construction Education Program 112,500
 Dyslexia Program 300,000
 Total General Funds 4,712,500

Program Data Collected in Accordance with the Mississippi Performance Budget and Strategic Planning Act of 1994
(To Accompany Form MBR-1-03)

Education - General Education Programs

4 - Compulsory School Attendance

Name of Agency

Program Name

I. Program Description:

This program is responsible for the administration of a statewide system of enforcement of the Mississippi School Attendance Law (Section 37-13-91, Mississippi Code) and for the supervision of school attendance officers throughout the state.

II. Program Objective:

Enforce the Mississippi Compulsory School Attendance Law §37-13-91 of the Mississippi Code 1972 Annotated.

III. Current program activities as supported by the funding in Columns 6-15 (FY 2021 & FY 2022 Increase/Decrease for continuations) of MBR-1-03 and designated Budget Unit Decisions columns of MBR-1-03-A:**(D) Detention Centers:**

An increase of \$600,000 is requested to increase funding to each of the fifteen (15) Juvenile Detention Centers in the state to \$100,000 each in support of educational services to youth placed in the centers.

Program Data Collected in Accordance with the Mississippi Performance Budget and Strategic Planning Act of 1994
(To Accompany Form MBR-1-03)

Education - General Education Programs

5 - General Administration

Name of Agency

Program Name

I. Program Description:

To provide resources and technical support to Mississippi's public school system.

II. Program Objective:

Ensure that MDE staff provide a responsive, supportive network to assist in the provision of technical guidance and support to school districts and public schools statewide.

III. Current program activities as supported by the funding in Columns 6-15 (FY 2021 & FY 2022 Increase/Decrease for continuations) of MBR-1-03 and designated Budget Unit Decisions columns of MBR-1-03-A:

(D) MS Community Oriented Policing Services (MCOPS):

An increase in general funds of \$1,000,000 is requested to increase the number of awards to local education agencies to support School Resource Officers (SROs) to engage in community policing in and around schools.

(E) Operations Administration:

An increase is requested to fund five (5) positions to support Operations. These positions were funded through MS schools for Deaf & Blind's General Education Support budget in FY21. During FY22, the MSBD will transition to an independent school status and will no longer support these operational staff PINs.

- 1 Accountant Auditor I (Acctg)
- 1 Accountant/Auditor I, Professional (Acctg)
- 1 Human Resources Generalist II (HR)
- 1 Accountant/Auditor IV, Professional (Budget)
- 1 Branch Director II (Procurement)

(F) Upgrade to Mississippi Student Information System (MSIS):

An increase of \$4,758,823 is requested to modernize the Mississippi Student Information System through a data warehouse. The system is over twenty years old and in need of upgrading. A decrease in the amount of \$500,000 in one time capital expense funds is requested.

(G) Educator Misconduct Support:

An increase in travel and contractual is requested investigate allegations of violations of the Mississippi Educator Code of alleged violations of the Mississippi Educator Code of in compliance with Miss. Code Ann. § 37-3-2.

(H) MDE Operations Increase:

Due to several years of reduced funding for operations, in addition to budget cuts, MDE has not been able to provide sufficient support to school districts and maintain operations. Additional travel funds will allow more technical assistance visits to districts. In an effort to minimize cuts to programs that would directly affect providing services to school districts, MDE leadership made the decision to absorb these cuts through agency operations, leaving offices' non-personnel budgets at minimum levels. This increase request will allow MDE to bring agency operations back to a level where it can adequately provide support services to school districts. Cuts were made to all categories and restoration is reflected in all categories throughout MDE's agency operations request.

(I) Replacement of One Time Funds:

Program Data Collected in Accordance with the Mississippi Performance Budget and Strategic Planning Act of 1994
(To Accompany Form MBR-1-03)

A decrease of \$28,020,972 in one time State Support Special Capital Expense Funds for the School Recognition Program is requested and a replacement of \$28,020,972 is requested in general funds.

Program Data Collected in Accordance with the Mississippi Performance Budget and Strategic Planning Act of 1994
(To Accompany Form MBR-1-03)

Education - General Education Programs

6 - Graduation & Career Readiness

Name of Agency

Program Name

I. Program Description:

To provide resources to help increase the number of students exiting high school ready for post-secondary opportunities (college or career related).

II. Program Objective:

Provide curriculum, professional development, and technical assistance for program improvement to strengthen the career pathways both academically and through career and technical education.

Program Data Collected in Accordance with the Mississippi Performance Budget and Strategic Planning Act of 1994
(To Accompany Form MBR-1-03)

Education - General Education Programs

7 - Special Schools

Name of Agency

Program Name

I. Program Description:

MS School for Math & Science provides educational opportunities for academically gifted and talented high school students in a residential setting. MSMS is located on the campus of the Mississippi University for Women in Columbus, MS. MS School of the Arts is a residential high school located in Brookhaven, MS, with emphasis on the arts.

II. Program Objective:

The objective of MSMS & MSA is to offer students a unique learning experience based upon their needs, interests, capabilities, and past experiences.

III. Current program activities as supported by the funding in Columns 6-15 (FY 2021 & FY 2022 Increase/Decrease for continuations) of MBR-1-03 and designated Budget Unit Decisions columns of MBR-1-03-A:**(D) MS School of the Arts:**

An increase is requested in operational cost for MS School of the Arts for increased costs for food, utilities, technology, transportation and essential services for the 24 hour a day/7 day a week programs.

(E) MS School for Math & Science:

An increase is requested to provide additional science and engineering supplies and an increase in operational costs as a result of an increase in student enrollment. Additionally, the increase will cover the cost of maintenance on buses and aging facilities.

Program Data Collected in Accordance with the Mississippi Performance Budget and Strategic Planning Act of 1994
(To Accompany Form MBR-1-03)

Education - General Education Programs

8 - Early Childhood Education

Name of Agency

Program Name

I. Program Description:

Implement evaluation, professional development, policy development, resource development, stewardship, research, and advocacy strategies to produce high-quality programs in public schools and collaboratives to increase access to high-quality programs.

II. Program Objective:

Increase access and attendance to high-quality early childhood programs.

III. Current program activities as supported by the funding in Columns 6-15 (FY 2021 & FY 2022 Increase/Decrease for continuations) of MBR-1-03 and designated Budget Unit Decisions columns of MBR-1-03-A:

(D) Expansion of Early Childhood Education Programs:

An increase in subsidies is requested to provide grants to early learning collaboratives for the expansion of legislatively established Early Learning Collaboratives across the state. These funds will be granted to collaborative leads to provide pre-k services to 4-year-old children and increase the number of seats by 1,325.

Program Data Collected in Accordance with the Mississippi Performance Budget and Strategic Planning Act of 1994
(To Accompany Form MBR-1-03)

Education - General Education Programs

9 - Teacher Tng & Professional Dev

Name of Agency

Program Name

I. Program Description:

This program provides for training through the State Department of Education for local school district administrators and teachers, to ensure that every school has effective teachers and leaders.

II. Program Objective:

Determine areas of need through analysis of new or existing legislative requirements, changes in academic standards, and educator feedback and provide professional development to address those needs.

IV. Additional program activities that will result from increased funding requested in Columns 16-25 (MBR-1-03) and specified Budget Decision Unit Columns (MBR-1-03-A):**(D) Superintendents' and Principals' Academies:**

An increase in general funds is requested to restore support for both a new and aspiring Superintendents' & Principals' Academies. Funding was not received for this initiative in FY21. Prior to the reduction, three cohorts of superintendents were trained using the nationally recognized Lamar University Superintendents' Academy model. Retention rates of superintendents who participated and feedback from participants continue to support the need for this initiative.

Program Data Collected in Accordance with the Mississippi Performance Budget and Strategic Planning Act of 1994
(To Accompany Form MBR-1-03)

Education - General Education Programs

10 - Elementary Education

Name of Agency

Program Name

I. Program Description:

Assist district personnel in improving classroom instruction through the development, revision, and training of Mississippi Curriculum Frameworks. Through training development, help district personnel implement state standards, as well as best practices for improving student achievement.

II. Program Objective:

Implement the Literacy-Based Promotion Act with fidelity and ensure that every student is reading at or above grade level by the end of third grade.

III. Current program activities as supported by the funding in Columns 6-15 (FY 2021 & FY 2022 Increase/Decrease for continuations) of MBR-1-03 and designated Budget Unit Decisions columns of MBR-1-03-A:**(D) Expansion of Literacy Program:**

An increase in general funds is needed for an expansion of literacy coaches to support classroom teachers through coaching, learning walks, and professional development across the state in the area of K-3 literacy. Funds will also support an additional 15 Educators in Residence literacy coaches to support literacy instruction and to award discretionary grants to districts for the purchase of K-Readiness assessment and screeners.

Program Data Collected in Accordance with the Mississippi Performance Budget and Strategic Planning Act of 1994
(To Accompany Form MBR-1-03)

Education - General Education Programs

11 - Secondary Education

Name of Agency

Program Name

I. Program Description:

Secondary Education assists district personnel in improving classroom instruction through the development, revision and training on our Mississippi College- and Career-Readiness Standards in both Academic and Career Technical Education (CTE).

II. Program Objective:

Develop ACT preparation class curriculum to assist teachers with ACT test preparation and provide professional development for school districts in a regional setting.

III. Current program activities as supported by the funding in Columns 6-15 (FY 2021 & FY 2022 Increase/Decrease for continuations) of MBR-1-03 and designated Budget Unit Decisions columns of MBR-1-03-A:

(D) Secondary Education Programs & Professional Development:

Additional funding in the amount of \$1M is requested for courses, curriculum/training, and exam costs, Advanced Placement, dual credit, International Baccalaureate, Cambridge, diploma endorsements (career and technical, academic and distinguished academic) and WorkKeys. Funding for professional development and e-transcripts, as well as coordination and alignment of efforts from Pre-K to postsecondary education is also requested. One Office Director position II is requested for Professional Development
1 Office Director II

IV. Additional program activities that will result from increased funding requested in Columns 16-25 (MBR-1-03) and specified Budget Decision Unit Columns (MBR-1-03-A):

(E) Reduction for One Time Funds:

A reduction in SLG in the amount of \$489,741 is requested due to reappropriated Capital Expense Funds received in FY21 will not be requested in FY22.

Program Data Collected in Accordance with the Mississippi Performance Budget and Strategic Planning Act of 1994
(To Accompany Form MBR-1-03)

Education - General Education Programs

12 - Assessment & Development

Name of Agency

Program Name

I. Program Description:

Responsible for administering all state and federally mandated assessment programs for students in Mississippi's public schools and the development of policy and accountability systems so that all students are prepared to compete in the global community.

II. Program Objective:

Ensure every school has access to a valid, reliable, and secure testing environment for statewide assessments.

III. Current program activities as supported by the funding in Columns 6-15 (FY 2021 & FY 2022 Increase/Decrease for continuations) of MBR-1-03 and designated Budget Unit Decisions columns of MBR-1-03-A:**(D) Increase for Assessment Integrity:**

An increase in general funds of \$311,150 is requested to ensure the integrity of assessments through investigation of testing irregularities and/or cheating in accordance with Miss. Code Ann. 37-16-4. The request includes three (3) Office Director II positions for this new bureau.
3 Office Director II

(E) Statewide Student Assessments:

An increase in general funds contractual is requested to cover the increased cost of statewide student testing. These funds are used to administer state and federally mandated assessment programs for students in Mississippi's public schools.

Program Data Collected in Accordance with the Mississippi Performance Budget and Strategic Planning Act of 1994
(To Accompany Form MBR-1-03)

Education - General Education Programs

13 - Federal Program (COMP ED)

Name of Agency

Program Name

I. Program Description:

Provide technical assistance, monitoring, evaluation, and program improvement to school districts who are implementing Title I programs and to provide leadership in the effective use of federal funds so that all students are prepared to compete in the global community.

II. Program Objective:

The objective of this program is to provide compensatory educational services to students who are achieving below average as compared to their peers and ensures compliance with regulations as well as to assure the quality of the program and the instructional delivery being utilized with at-risk populations.

Program Data Collected in Accordance with the Mississippi Performance Budget and Strategic Planning Act of 1994
(To Accompany Form MBR-1-03)

Education - General Education Programs

14 - School Performance

Name of Agency

Program Name

I. Program Description:

Supports the systemic improvement of the lowest performing schools and districts in the State of Mississippi, as well as all turnaround efforts in the state.

II. Program Objective:

Provide support in the development and implementation of site specific action plans focused on academic achievement for all students.

III. Current program activities as supported by the funding in Columns 6-15 (FY 2021 & FY 2022 Increase/Decrease for continuations) of MBR-1-03 and designated Budget Unit Decisions columns of MBR-1-03-A:**(D) Accreditation Review Teams:**

An increase of \$308,484 in general funds is requested to conduct on-site review of compliance with accreditation standards, provide technical assistance/professional development and to conduct follow-up visits to verify compliance with accreditation standards in accordance with Miss. Code Ann. § 37-17-6.

(E) School Improvement/Schools at Risk:

An increase is requested to fund one (1) Educ-Bureau Director II to serve as Director of School Improvement applications and one (1) Office Director II and one (1) Staff Officer III position to support school improvement data analysis in addition to support for professional learning aligned to data.

1 Educ-Bureau Director II

1 Office Director II

1 Staff Officer III

Elements of Quality Program Design

REVISED: 11/9/2020 11:37:58 AM

For the Evaluation of Requests to Fund New Programs or New Activity in an Existing Program
(To Accompany Form MBR-1-03A)

PROGRAM PERFORMANCE MEASURES

Program Data Collected in Accordance with the Mississippi Performance Budget and Strategic Planning Act of 1994

Education - General Education Programs (202-00)

1 - Special Education

Name of Agency

PROGRAM NAME

PROGRAM EFFICIENCIES: (This is the measure of the cost, unit cost or productivity associated with a given outcome or output. This measure indicates linkage between services and funding, i.e., cost per investigation, cost per student or number of days to complete investigation.)

	FY 2020 APPRO	FY 2020 ACTUAL	FY 2021 ESTIMATED	FY 2022 PROJECTED
1 Special Education teachers (FTE) (Number of)	5,932.00	4,931.00	6,248.00	6,188.00

PROGRAM OUTCOMES: (This is the measure of the quality or effectiveness of the services provided by this program. This measure provides an assessment of the actual impact or public benefit of your agency's actions. This is the results produced, i.e., increased customer satisfaction by x% within a 12-month period, reduce the number of traffic fatalities due to drunk drivers within a 12-month period.)

	FY 2020 APPRO	FY 2020 ACTUAL	FY 2021 ESTIMATED	FY 2022 PROJECTED
1 Gifted Education teachers (Number of)	795.15	612.30	805.00	805.20
2 Increase percentage of children with disabilities in general education early childhood programs while decreasing the percentage in self-contained special education early childhood classrooms (%)	75.00	59.16	76.00	76.00

PROGRAM PERFORMANCE MEASURES

Program Data Collected in Accordance with the Mississippi Performance Budget and Strategic Planning Act of 1994

Education - General Education Programs (202-00)

5 - General Administration

Name of Agency

PROGRAM NAME

PROGRAM OUTPUTS: (This is the measure of the process necessary to carry on the goals and objectives of this program. This is the volume produced, i.e., how many people served, how many documents generated.)

	FY 2020 APPRO	FY 2020 ACTUAL	FY 2021 ESTIMATED	FY 2022 PROJECTED
1 Total Dollars Spent on General Administration (\$)	26,532,257.00	21,292,721.00	26,532,257.00	26,532,257.00
2 Create a public-facing data system for all stakeholders (%)	67.00	67.00	100.00	100.00
3 Create a user-friendly website for the public and school districts to access data to make decisions (%)	100.00	100.00	100.00	100.00
4 Create a roadmap to improve the Mississippi Student Information System (%)	40.00	40.00	100.00	100.00
5 Publish research results to support improved student outcomes and teacher effectiveness (Number of)	6.00	6.00	9.00	9.00

PROGRAM EFFICIENCIES: (This is the measure of the cost, unit cost or productivity associated with a given outcome or output. This measure indicates linkage between services and funding, i.e., cost per investigation, cost per student or number of days to complete investigation.)

	FY 2020 APPRO	FY 2020 ACTUAL	FY 2021 ESTIMATED	FY 2022 PROJECTED
1 Total Budget Spent on General Administration (%)	18.58	19.74	18.58	18.58

PROGRAM PERFORMANCE MEASURES

Program Data Collected in Accordance with the Mississippi Performance Budget and Strategic Planning Act of 1994

Education - General Education Programs (202-00)

6 - Graduation & Career Readiness

Name of Agency

PROGRAM NAME

PROGRAM OUTCOMES: (This is the measure of the quality or effectiveness of the services provided by this program. This measure provides an assessment of the actual impact or public benefit of your agency's actions. This is the results produced, i.e., increased customer satisfaction by x% within a 12-month period, reduce the number of traffic fatalities due to drunk drivers within a 12-month period.

	FY 2020 APPRO	FY 2020 ACTUAL	FY 2021 ESTIMATED	FY 2022 PROJECTED
1 Increase the percentage of students graduating from high school ready for college or career in each subgroup (%)	85.33	0.00	86.43	86.43

PROGRAM PERFORMANCE MEASURES

Program Data Collected in Accordance with the Mississippi Performance Budget and Strategic Planning Act of 1994

Education - General Education Programs (202-00)

8 - Early Childhood Education

Name of Agency

PROGRAM NAME

PROGRAM OUTCOMES: (This is the measure of the quality or effectiveness of the services provided by this program. This measure provides an assessment of the actual impact or public benefit of your agency's actions. This is the results produced, i.e., increased customer satisfaction by x% within a 12-month period, reduce the number of traffic fatalities due to drunk drivers within a 12-month period.

	FY 2020 APPRO	FY 2020 ACTUAL	FY 2021 ESTIMATED	FY 2022 PROJECTED
1 Increase percentage of kindergarten students achieving end-of-year target score on Kindergarten Readiness post-test (%)	67.78	0.00	68.88	68.88
2 Increase the percentage of Early Learning Collaborative sites meeting required rate of readiness (%)	94.00	0.00	95.00	95.00
3 Increase number of students enrolled in Title I or locally funded pre-K classes (Number of)	7,644.00	8,339.00	8,022.00	8,022.00

PROGRAM PERFORMANCE MEASURES

Program Data Collected in Accordance with the Mississippi Performance Budget and Strategic Planning Act of 1994

Education - General Education Programs (202-00)

9 - Teacher Tng & Professional Dev

Name of Agency

PROGRAM NAME

PROGRAM OUTCOMES: (This is the measure of the quality or effectiveness of the services provided by this program. This measure provides an assessment of the actual impact or public benefit of your agency's actions. This is the results produced, i.e., increased customer satisfaction by x% within a 12-month period, reduce the number of traffic fatalities due to drunk drivers within a 12-month period.

	FY 2020 APPRO	FY 2020 ACTUAL	FY 2021 ESTIMATED	FY 2022 PROJECTED
1 Reduce the proportion of inexperienced and non-certified teachers in schools that are High Poverty (%)	23.00	26.49	22.00	25.00
2 Reduce the proportion of inexperienced and non-certified teachers in schools that are High Minority (%)	2.10	30.37	2.00	24.00
3 Increase the percentage of districts reporting Professional Growth System (PGS) ratings for teachers and leaders (%)	75.00	6.00	79.00	80.00
4 Increase the percentage of teacher candidates passing licensure exams on the first attempt (%)	10.00	51.08	12.00	51.08
5 Increase the number of licensed, diverse teachers and leaders (Number of)	44.00	29.74	46.00	31.00

PROGRAM PERFORMANCE MEASURES

Program Data Collected in Accordance with the Mississippi Performance Budget and Strategic Planning Act of 1994

Education - General Education Programs (202-00)

10 - Elementary Education

Name of Agency

PROGRAM NAME

PROGRAM OUTCOMES: (This is the measure of the quality or effectiveness of the services provided by this program. This measure provides an assessment of the actual impact or public benefit of your agency's actions. This is the results produced, i.e., increased customer satisfaction by x% within a 12-month period, reduce the number of traffic fatalities due to drunk drivers within a 12-month period.

	FY 2020 APPRO	FY 2020 ACTUAL	FY 2021 ESTIMATED	FY 2022 PROJECTED
1 Increase the percentage of students who pass the 3rd grade reading assessment at the first administration in each subgroup (%)	77.25	0.00	80.00	80.00

PROGRAM PERFORMANCE MEASURES

Program Data Collected in Accordance with the Mississippi Performance Budget and Strategic Planning Act of 1994

Education - General Education Programs (202-00)

11 - Secondary Education

Name of Agency

PROGRAM NAME

PROGRAM OUTCOMES: (This is the measure of the quality or effectiveness of the services provided by this program. This measure provides an assessment of the actual impact or public benefit of your agency's actions. This is the results produced, i.e., increased customer satisfaction by x% within a 12-month period, reduce the number of traffic fatalities due to drunk drivers within a 12-month period.

	FY 2020 APPRO	FY 2020 ACTUAL	FY 2021 ESTIMATED	FY 2022 PROJECTED
2 Increase the number of students participating in and passing Advanced Placement (AP), International Baccalaureate (IB) and Cambridge exams in each subgroup (Number of)	35.90	0.00	37.00	37.00
3 Increase the percentage of students ready for college as measured by meeting ACT benchmarks in each content area (public school class data, grade 11) (Number of)	10.00	0.00	11.00	11.00

PROGRAM PERFORMANCE MEASURES

Program Data Collected in Accordance with the Mississippi Performance Budget and Strategic Planning Act of 1994

Education - General Education Programs (202-00)

12 - Assessment & Development

Name of Agency

PROGRAM NAME

PROGRAM OUTCOMES: (This is the measure of the quality or effectiveness of the services provided by this program. This measure provides an assessment of the actual impact or public benefit of your agency's actions. This is the results produced, i.e., increased customer satisfaction by x% within a 12-month period, reduce the number of traffic fatalities due to drunk drivers within a 12-month period.

	FY 2020 APPRO	FY 2020 ACTUAL	FY 2021 ESTIMATED	FY 2022 PROJECTED
1 Increase the percentage of students proficient (levels 4 and 5) on statewide assessments (grades 3-8 and high school composite) in each subgroup	46.57	0.00	50.07	50.07
2 Decrease the percentage of students scoring levels 1-3 on statewide assessments in each subgroup	53.43	0.00	49.93	49.93
3 Increase percentage of pre-kindergarten students in public schools attaining kindergarten readiness on the pre-K end-of-year assessment	71.00	0.00	72.00	72.00

PROGRAM PERFORMANCE MEASURES

Program Data Collected in Accordance with the Mississippi Performance Budget and Strategic Planning Act of 1994

Education - General Education Programs (202-00)

14 - School Performance

Name of Agency

PROGRAM NAME

PROGRAM OUTCOMES: (This is the measure of the quality or effectiveness of the services provided by this program. This measure provides an assessment of the actual impact or public benefit of your agency's actions. This is the results produced, i.e., increased customer satisfaction by x% within a 12-month period, reduce the number of traffic fatalities due to drunk drivers within a 12-month period.

	FY 2020 APPRO	FY 2020 ACTUAL	FY 2021 ESTIMATED	FY 2022 PROJECTED
1 Increase the percentage of schools rated "C" or higher	75.00	73.50	77.00	77.00
2 Increase the percentage of districts rated "C" or higher	71.70	69.70	72.90	72.90
3 Increase the percentage of students demonstrating growth on statewide ELA assessments in each subgroup	64.08	55.07	65.63	65.63
4 Increase the percentage of students demonstrating growth on statewide Math assessments in each subgroup	63.83	60.70	64.43	64.43
5 Increase the percentage of students participating in dual credit in each subgroup	49.00	48.13	50.00	50.00
6 Increase the percentage of students passing dual credit in each subgroup	97.50	82.87	98.00	98.00
7 Increase the growth of D and F districts demonstrating growth, by improving the letter grade and/or increasing the number of points within a letter grade	75.00	74.00	76.00	76.00
8 Increase the growth of D and F schools demonstrating growth, by improving the letter grade and/or increasing the number of points within a letter grade	69.00	68.00	70.00	70.00
9 Increase the growth of Districts of Transformation by improving the letter grade and/or increasing the number of points within a letter grade	100.00	100.00	100.00	100.00
10 Increase the growth of schools under Districts of Transformation by improving the letter grade and/or increasing the number of points within a letter grade	100.00	100.00	100.00	100.00
11 Decrease the number of high schools rated D or F	60.00	66.00	55.00	55.00

PROGRAM 3% GENERAL FUND REDUCTION AND NARRATIVE EXPLANATION

Education - General Education Programs (202-00)

		Fiscal Year 2021 Funding			FY 2021 GF PERCENT REDUCED
		Total Funds	Reduced Amount	Reduced Funding Amount	
Program Name: (1) Special Education					
	General	10,044,282	(302,228)	9,742,054	(3.01%)
	State Support Special	8,800,000		8,800,000	
	Federal	135,044,167		135,044,167	
	Other Special	271,993		271,993	
	TOTAL	154,160,442	(302,228)	153,858,214	
Narrative Explanation:					
A reduction in salaries, contractual and subsidies would result in a more difficult operating situation for the department and would result in a reduction of services to local districts.					
Salaries (11,709) travel - cont (629) comm (240) ote - equip (210) veh - slg (289,440)					

Program Name: (2) Child Nutrition				
General	3,111,320	(93,340)	3,017,980	(3.00%)
State Support Special				
Federal	312,616,224		312,616,224	
Other Special	15,502,381		15,502,381	
TOTAL	331,229,925	(93,340)	331,136,585	
Narrative Explanation:				
A reduction in general funds would cause the State to not meet the maintenance of effort requirement for State level administration and would place the federal administrative dollars at risk. If this were to happen, the loss of federal dollars would bring the program to a halt and result in the loss of the federal flow-through funds as well.				
Salaries (3,957) travel (194) cont (8,733) comm (462) ote - equip (420) veh - slg (79,574)				

Program Name: (3) Special Projects				
General	7,399,032	(221,971)	7,177,061	(3.00%)
State Support Special	28,126,472		28,126,472	
Federal				
Other Special				
TOTAL	35,525,504	(221,971)	35,303,533	
Narrative Explanation:				

PROGRAM 3% GENERAL FUND REDUCTION AND NARRATIVE EXPLANATION

Education - General Education Programs (202-00)

	Fiscal Year 2021 Funding			FY 2021 GF PERCENT REDUCED
	Total Funds	Reduced Amount	Reduced Funding Amount	

A reduction in general funds would mean a reduction in legislative grants that flow through the agency to other entities, including school districts.

SLG (79,574)

Program Name: (4) Compulsory School Attendance				
General	7,221,927	(216,659)	7,005,268	(3.00%)
State Support Special				
Federal				
Other Special				
TOTAL	7,221,927	(216,659)	7,005,268	

Narrative Explanation:

A reduction in funding would result in the loss of several positions and a reduction in the number of cases of non-attendance and unlawful absences which would be investigated, therefore jeopardizing the attendance of students in school. A reduction in contractual, equipment and commodities would affect the means and materials needed for School Attendance Officers to perform their jobs. In addition, funds for statewide youth detention centers would be reduced, therefore reducing funds available for teachers in those centers.

Salaries (174,948)
 Travel (5,948)
 Contractual (5,397)
 Commodities (2,016)
 OTE -
 Equipment (1,350)
 Vehicles -
 SLG (27,000)

Program Name: (5) General Administration				
General	36,954,596	(1,107,736)	35,846,860	(3.00%)
State Support Special	28,135,691		28,135,691	
Federal	2,611,118		2,611,118	
Other Special	4,490,309		4,490,309	
TOTAL	72,191,714	(1,107,736)	71,083,978	

Narrative Explanation:

A reduction in general funds salaries would result in a reduction in staff in the accounting, budget, procurement and/or information systems area within MDE and could impact the processing of payments to local school districts. A reduction in other categories would result in less visits to local school districts by the State Supt. or the Deputy Supt. reduced communications to local school districts.

Salaries (279,024)
 Travel (2,226)
 Contractual (63,520)
 Commodities (6,257)
 OTE -
 Equipment (525)
 Vehicles -
 SLG - (756,184)

Program Name: (6) Graduation & Career Readiness				
General	1,019,436	(30,583)	988,853	(3.00%)
State Support Special				
Federal	552,488		552,488	

PROGRAM 3% GENERAL FUND REDUCTION AND NARRATIVE EXPLANATION

Education - General Education Programs (202-00)

		Fiscal Year 2021 Funding			FY 2021 GF PERCENT REDUCED
		Total Funds	Reduced Amount	Reduced Funding Amount	
	Other Special				
	TOTAL	1,571,924	(30,583)	1,541,341	

Narrative Explanation:

A reduction in this program would reduce the agency's ability to provide curriculum, professional development, and technical assistance for program improvement to strengthen the career pathways both academically and through career and technical education.

Salaries (5,668)
 Travel -
 Contractual (180)
 Commodities (360)
 OTE -
 Equipment -
 Vehicles -
 SLG (24,375)

Program Name: (7) Special Schools					
	General	6,311,880	(189,356)	6,122,524	(3.00%)
	State Support Special	250,000		250,000	
	Federal				
	Other Special	1,137,084		1,137,084	
	TOTAL	7,698,964	(189,356)	7,509,608	

Narrative Explanation:

A 3% reduction to the funding for MS School for Math & Science & MS School of the Arts would cause the schools to not have funds necessary to operate, and require a reduction in services provided to the students

SLG (189,356)

Program Name: (8) Early Childhood Education					
	General	7,789,474	(233,684)	7,555,790	(3.00%)
	State Support Special				
	Federal				
	Other Special	6,031,422		6,031,422	
	TOTAL	13,820,896	(233,684)	13,587,212	

Narrative Explanation:

A reduction of 3% in Early Childhood Education would significantly affect children's access to high quality early childhood education throughout the state.

Salaries (5,802)
 Travel (1,116)
 Contractual (2,476)
 Commodities -
 OTE -
 Equipment -
 Vehicles -
 SLG (224,050)

Program Name: (9) Teacher Tng & Professional Dev					
	General	1,901,565	(57,048)	1,844,517	(3.00%)

PROGRAM 3% GENERAL FUND REDUCTION AND NARRATIVE EXPLANATION

Education - General Education Programs (202-00)

		Fiscal Year 2021 Funding			FY 2021 GF PERCENT REDUCED
		Total Funds	Reduced Amount	Reduced Funding Amount	
	State Support Special				
	Federal	5,882,324		5,882,324	
	Other Special	13,830,929		13,830,929	
	TOTAL	21,614,818	(57,048)	21,557,770	

Narrative Explanation:

A reduction in general funds would decrease the amount of professional development and technical assistance provided to the state's teachers and administrators.

Salaries (39,970)
 Travel (268)
 Contractual (6,301)
 Commodities (740)
 OTE -
 Equipment -
 Vehicles -
 SLG (9,769)

Program Name: (10) Elementary Education					
	General	9,787,731	(293,632)	9,494,099	(3.00%)
	State Support Special	6,333,806		6,333,806	
	Federal	72,577		72,577	
	Other Special				
	TOTAL	16,194,114	(293,632)	15,900,482	

Narrative Explanation:

A 3% general fund reduction would prohibit full implementation of the Literacy Promotion Act and decrease the amount of literacy coaches provided to districts who help provide technical assistance in reading instruction and intervention.

Salaries (39,404)
 Travel (1,521)
 Contractual (138,196)
 Commodities (10,931)
 OTE -
 Equipment (2,871)
 Vehicles -
 SLG (100,709)

Program Name: (11) Secondary Education					
	General	939,958	(28,199)	911,759	(3.00%)
	State Support Special	489,741		489,741	
	Federal				
	Other Special				
	TOTAL	1,429,699	(28,199)	1,401,500	

Narrative Explanation:

PROGRAM 3% GENERAL FUND REDUCTION AND NARRATIVE EXPLANATION

Education - General Education Programs (202-00)

	Fiscal Year 2021 Funding			FY 2021 GF PERCENT REDUCED
	Total Funds	Reduced Amount	Reduced Funding Amount	

A reduction in general funds would decrease the number of ACT Prep courses and the professional development provided to districts to help increase participation and ACT scores among high school juniors.

Salaries (5,642)
 Travel (63)
 Contractual (1,841)
 Commodities (352)
 OTE -
 Equipment -
 Vehicles -
 SLG (20,301)

Program Name: (12) Assessment & Development				
General	2,532,406	(75,972)	2,456,434	(3.00%)
State Support Special	6,285,888		6,285,888	
Federal	6,805,335		6,805,335	
Other Special	93,372		93,372	
TOTAL	15,717,001	(75,972)	15,641,029	

Narrative Explanation:

A reduction in the contractual, travel and salaries categories could result in the inability of MDE to meet the cost of statewide testing contracts or a reduction in the technical assistance provided to school districts. A reduction in commodities would result in a decrease in materials and information which could be shared with the local districts. A reduction in subsidies would impact the accountability system, and therefore have a direct impact on school districts.

Salaries (21,239)
 Travel (44)
 Contractual (54,632)
 Commodities (57)
 OTE -
 Equipment -
 Vehicles -
 SLG -

Program Name: (13) Federal Program (COMP ED)				
General				
State Support Special				
Federal	347,938,968		347,938,968	
Other Special				
TOTAL	347,938,968		347,938,968	

Narrative Explanation:

Program Name: (14) School Performance				
General	1,659,569	(49,787)	1,609,782	(3.00%)
State Support Special				
Federal				
Other Special				
TOTAL	1,659,569	(49,787)	1,609,782	

PROGRAM 3% GENERAL FUND REDUCTION AND NARRATIVE EXPLANATION

Education - General Education Programs (202-00)

	Fiscal Year 2021 Funding			FY 2021 GF PERCENT REDUCED
	Total Funds	Reduced Amount	Reduced Funding Amount	

Narrative Explanation:

A reduction in general funds would reduce the amount of support and assistance provided to At-Risk schools.

Salaries (26,036)
 Travel (521)
 Contractual (20,852)
 Commodities (582)
 OTE -
 Equipment -
 Vehicles -
 SLG (1,796)

Program Name: (99) Summary of All Programs				
General	96,673,176	(2,900,195)	93,772,981	(3.00%)
State Support Special	78,421,598		78,421,598	
Federal	811,523,201		811,523,201	
Other Special	41,357,490		41,357,490	
TOTAL	1,027,975,465	(2,900,195)	1,025,075,270	

MISSISSIPPI STATE BOARD OF EDUCATION MEMBERS

Education - General Education Programs (202-00)

Name of Agency

A. Explain Rate and manner in which board members are reimbursed:

Board members are paid \$40 per diem plus travel and subsistence when conducting Board business.

B. Estimated number of meetings FY 2021:

12

C. Board Members	City, Town, Residence	Appointed By	Date Appointed	Length of Term
1. Charles McClelland	Jackson, MS	Lt. Governor	06/30/2010	9 years
2. Dr. John Kelly	Gulfport, MS	Governor	06/08/2011	9 years
3. Rosemary Aultman	Clinton, MS	Speaker of the House	07/01/2013	9 years
4. Buddy Bailey	Brandon, MS	Governor	07/01/2014	9 years
5. Jason Dean	Ridgeland, MS	Lt. Governor	07/01/2015	9 years
6. Dr. Karen Elam	Oxford, MS	Governor	08/01/2015	7 years
7. Johnny Franklin	Bolton, MS	Governor	08/01/2016	9 years
8. Sean Suggs	Saltillo, MS	Speaker of the House	07/01/2017	9 years
9. Brittney Rye	Starkville, MS	Governor	07/01/2018	9 years

Identify Statutory Authority (Code Section or Executive Order Number)*

MS Code 37-1-1

*If Executive Order, please attach copy.

**SCHEDULE B
CONTRACTUAL SERVICES**

REVISED: 11/9/2020 11:37:59 AM

Education - General Education Programs (202-00)

Name of Agency

MINOR OBJECT OF EXPENDITURE	(1) Actual Expenses FY Ending June 30, 2020	(2) Estimated Expenses FY Ending June 30, 2021	(3) Requested for FY Ending June 30, 2022
-----------------------------	--	---	--

A. Tuition, Rewards & Awards (61050xxx-61080xxx)			
61060000 EMPLOYEE TRAINING	4,748,810	4,000,000	4,000,000
61080000 TRAVEL RELATED REGISTRATION	98,637	100,000	100,000
Total	4,847,447	4,100,000	4,100,000

B. Transportation & Utilities (61100xxx-61200xxx)			
61100000 TRANSPORTATION OF GOODS	19,921	25,000	25,000
61110000 POSTAL SERVICES	49,470	75,000	75,000
61200000 UTILITIES	313,127	500,000	500,000
Total	382,518	600,000	600,000

C. Public Information (61300xxx-6131xxxx)			
61300000 ADVERT & PUBLIC INFO	3,577	10,000	10,000
Total	3,577	10,000	10,000

D. Rents (61400xxx-61490xxx)			
61400000 BLDG & FLOOR SPACE RENT	260,600	300,000	300,000
61420000 EQUIPMENT RENTAL	204,652	300,000	300,000
61450000 CONF RM, EXH, DISPLAY	91,624	100,000	100,000
61490000 OTHER RENTALS	26,024	35,000	35,000
Total	582,900	735,000	735,000

E. Repairs & Service (61500xxx)			
61500000 REPAIR & MAINT SERV	194,356	250,000	250,000
Total	194,356	250,000	250,000

F. Fees, Professional & Other Services (6161xxxx-61699xxx)			
61600000 INTER-AGENCY FEES	636,524	125,000	125,000
61610000 CONTRACT WORKER PAYROLL - EFT	964,957	2,500,000	2,500,000
61625000 CTR WRKR PR MATCH EFT	158,016	300,000	300,000
61660000 ACCT & FINANCIAL	11,700	12,000	12,000
61670000 LEGAL AND RELATED SERVICES	5,400	6,000	6,000
61680000 MEDICAL SERVICES	23,224	35,000	35,000
61690000 FEES & SVCE-PROF FEES	14,790,441	18,000,000	26,065,304
61695000 FEES & SVC-REIMB1099	19,846	25,000	25,000
61696000 FEES & SVC RMB NO 1099	867,286	1,500,000	1,500,000
Total	17,477,394	22,503,000	30,568,304

**SCHEDULE B
CONTRACTUAL SERVICES**

REVISED: 11/9/2020 11:37:59 AM

Education - General Education Programs (202-00)

Name of Agency

MINOR OBJECT OF EXPENDITURE	(1) Actual Expenses FY Ending June 30, 2020	(2) Estimated Expenses FY Ending June 30, 2021	(3) Requested for FY Ending June 30, 2022
-----------------------------	--	---	--

G. Other Contractual Services (61700xxx-61790xxx, 61900xxx)

61700000 INSURANCE FEES AND SERVICES	66,237	100,000	100,000
61705000 BANKING AND CREDIT CARD FEES	1,752	2,500	2,500
61710000 MEMBERSHIP DUES	461,334	550,000	550,000
61715000 TRADE SUBSCRIPTION	515,907	600,000	600,000
61730000 LDY, DRY CLEAN, TOWEL	514	1,000	1,000
61735000 SALVAGE, DEMO, REMOVAL	253	500	500
61765000 VOC TEACHER TRAVEL	3,249	3,500	3,500
Total	1,049,246	1,257,500	1,257,500

H. Information Technology (61800xxx-61890xxx)

61800000 TELEPHONE-OUT VEND	95,348	125,000	125,000
61803000 LONG DIST-OUT VEND	553	1,000	1,000
61806000 DATA/NETWK-OUT VEND	188,210	200,000	200,000
61818000 CELL TIME - OUT VEND	230,152	250,000	250,000
61821000 WIRELS DATA OUT VEND	6,755	10,000	10,000
61830000 IT PROF - OUT VEND	1,742,891	5,545,405	5,545,405
61833000 IS TRAIN & ED - OUT VEND	2,000	2,000	2,000
61836000 OUTSRCD IT-OUT VEND	303,356	500,000	500,000
61839000 SOFTWARE - OUT VEND	1,148,643	2,500,000	2,500,000
61848000 MAINT IT EQ OUT VEND	38,400	55,000	55,000
61850000 PAYMENTS TO ITS	11,207	15,000	15,000
Total	3,767,515	9,203,405	9,203,405

I. Other (61910xxx-61990xxx)

61900000 PCARD CONTRACTUAL	62,206	75,000	75,000
6192000 TRAVEL REIMB CONTR	600	1,000	1,000
61960000 PY EXP CONTRACTUAL	2,795	3,500	3,500
61965000 PY EXP CONTRACT 1099	6,010	10,000	10,000
Total	71,611	89,500	89,500

Grand Total (Enter on Line 1-B of Form MBR-1)	28,376,564	38,748,405	46,813,709
---	-------------------	-------------------	-------------------

Funding Summary:			
General Funds	11,008,440	10,091,912	18,157,216
State Support Special Funds	4,532,757	6,209,246	6,209,246
Federal Funds	11,571,924	16,855,979	16,855,979
Other Special Funds	1,263,443	5,591,268	5,591,268

SCHEDULE B
CONTRACTUAL SERVICES

Education - General Education Programs (202-00)
Name of Agency

MINOR OBJECT OF EXPENDITURE	(1) Actual Expenses FY Ending June 30, 2020	(2) Estimated Expenses FY Ending June 30, 2021	(3) Requested for FY Ending June 30, 2022
Total Funds	28,376,564	38,748,405	46,813,709

**SCHEDULE C
COMMODITIES**

REVISED: 11/9/2020 11:37:59 AM

Education - General Education Programs (202-00)

Name of Agency

MINOR OBJECT OF EXPENDITURE	(1) Actual Expenses FY Ending June 30, 2020	(2) Estimated Expenses FY Ending June 30, 2021	(3) Requested for FY Ending June 30, 2022
B. Printing & Office Supplies & Materials (62010xxx, 62085xxx, 62100xxx, 62125xxx, 62400xxx)			
62010 BOOK, MAPS, INSTR MAT	240,101	537,646	537,646
62085000 OFFICE SUPPLIES AND MATERIALS	109,459	350,000	350,000
Total	349,560	887,646	887,646
C. Equipment Repair Parts, Supplies & Acces. (6205xxxx, 62072xxx, 62110xxx, 62115xxx, 62120xxx, 62130xxx)			
62110000 PARTS-HEAT/COOL/PLM	480	500	500
62115000 PARTS-OFFICE/IT/OTH	45,378	65,000	65,000
62130000 TIRES AND TUBES	1,358	5,000	5,000
Total	47,216	70,500	70,500
D. Professional & Sci. Supplies and Materials (62025xxx, 62030xxx, 62070xxx, 62095xxx, 62105xxx, 6212xxxx)			
62025000 EDUCATIONAL SUPPLIES	381,280	550,000	550,000
62070000 LAB AND MEDICAL SUPPLIES	20,605	40,000	40,000
62095000 PHOTO & PROCESS	2,850	5,000	5,000
62105000 PROMOTIONAL MATERIALS	24,970	35,000	35,000
62105000 PRINTING SUPPLIES	35,332	50,000	50,000
Total	465,037	680,000	680,000
E. Other Supplies & Materials (62005xxx, 62015xxx, 62020xxx, 62035xxx, 62040xxx, 62045xxx, 62060xxx, 62065xxx, 62075xxx-62080xxx, 62090xxx, 62115xxx, 62135xxx, 62140xxx, 62405xxx, 62415xxx, 62500xxx-62999xxx)			
62015000 BLDG & CONSTRUCT MAT	2,651	3,500	3,500
62020000 DECALS & SIGNS	1,685	2,000	2,000
62040000 FOOD FOR BUSINESS MEETINGS	141,130	160,000	160,000
62045000 FOOD FOR PERSON	66,784	75,000	75,000
62046000 FOOD/PERSONS PCARD	4,422	6,500	6,500
62050 FUEL	6,879	15,000	15,000
62060000 JANITORIAL & CLEAN	8,644	20,000	20,000
62065000 KITCHEN CAFE & DINING	9,091	15,000	15,000
62075000 lawn farm and garden supplies	747	1,000	1,000
62078000 OTHER MISCELLANEOUS SUPPLIES	15,332	30,000	30,000
62115000 PARTS-OFFICE/IT/OTH	45,378	50,000	50,000
62135000 UNIFORMS AND APPAREL	1,038	2,000	2,000
62400000 FURNITURE AND EQUIPMENT	103,135	350,000	350,000
62410000 CAMERAS AND CAMERA EQUIPMENT	14,169	25,000	25,000
62415000 COMPUTER & COMP EQ	108,378	400,000	680,802
62900000 PCARD COMMODITY	72,407	300,000	300,000
62960000 PY EXP COMMODITIES	1,432	2,000	2,000

**SCHEDULE C
COMMODITIES**

REVISED: 11/9/2020 11:37:59 AM

Education - General Education Programs (202-00)

Name of Agency

MINOR OBJECT OF EXPENDITURE	(1) Actual Expenses FY Ending June 30, 2020	(2) Estimated Expenses FY Ending June 30, 2021	(3) Requested for FY Ending June 30, 2022
62999000 COMMODITIES - NO PO REQUIRED	2,259	5,000	5,000
Total	605,561	1,462,000	1,742,802
Grand Total <i>(Enter on Line 1-C of Form MBR-1)</i>	1,467,374	3,100,146	3,380,948
Funding Summary:			
General Funds	510,300	733,231	1,014,033
State Support Special Funds	3,786	5,000	5,000
Federal Funds	314,717	1,849,500	1,849,500
Other Special Funds	638,571	512,415	512,415
Total Funds	1,467,374	3,100,146	3,380,948

SCHEDULE D-1
CAPITAL OUTLAY
OTHER THAN EQUIPMENT

Education - General Education Programs (202-00)
Name of Agency _____

MINOR OBJECT OF EXPENDITURE	(1) Actual Expenses FY Ending June 30, 2020	(2) Estimated Expenses FY Ending June 30, 2021	(3) Requested for FY Ending June 30, 2022
Grand Total <i>(Enter on Line 1-D-1 of Form MBR-1)</i>			
Funding Summary:			
General Funds			
State Support Special Funds			
Federal Funds			
Other Special Funds			
Total Funds			

Name of Agency

[illegible][illegible]

Name of Agency

EQUIPMENT BY ITEM	Act. FY Ending June 30, 2020		Est. FY Ending June 30, 2021		Req. FY Ending June 30, 2022	
	No. of Units	Total Cost	No. of Units	Total Cost	No. of Units	Total Cost
Unity AFA 1.92TB	1	3,152				
Unity AFA 1.92TB	1	3,152				
Unity AFA 1.92TB	1	3,152				
Unity AFA 1.92TB	1	3,152				
Unity AFA 1.92TB	1	3,152				
Unity AFA 1.92TB	1	3,152				
Unity AFA 1.92TB	1	3,152				
Unity AFA 1.92TB	1	3,152				
Unity AFA 1.92TB	1	3,152				
Unity AFA 1.92TB	1	3,152				
Unity AFA 1.92TB	1	3,152				
Unity AFA 1.92TB	1	3,152				
Unity AFA 1.92TB	1	3,152				
Unity AFA 1.92TB	1	3,152				
Unity AFA 1.92TB	1	3,152				
Unity AFA 1.92TB	1	3,152				
Unity AFA 1.92TB	1	3,152				
Unity AFA 1.92TB	1	3,152				
Unity AFA 1.92TB	1	3,152				
Unity AFA 1.92TB	1	3,152				
Unity AFA 1.92TB	1	3,152				
Unity AFA 1.92TB	1	3,152				
Unity AFA 1.92TB	1	3,152				
Unity AFA 1.92TB	1	3,152				
Unity AFA 1.92TB	1	3,152				
Unity AFA 1.92TB	1	3,152				
Lateral File Kneewell	1	2,958				
Laminating System with Cart and Supplies	1	2,800				
Range Southbend 36"-6 Open Burners	1	2,789				
Dell Interactive Conference Room Monitor	1	2,680				
Interactive Conference Room Monitor	1	2,680				
Interactive Conference Room Monitor	1	2,680				

**SCHEDULE D-2
CAPITAL OUTLAY EQUIPMENT**

REVISED: 11/9/2020 11:38:00 AM

Education - General Education Programs (202-00)

Name of Agency

EQUIPMENT BY ITEM	Act. FY Ending June 30, 2020		Est. FY Ending June 30, 2021		Req. FY Ending June 30, 2022	
	No. of Units	Total Cost	No. of Units	Total Cost	No. of Units	Total Cost
Double Pedestal Bow Desk	1	2,520				
Dell Interactive Conference Room Monitor	1	2,400				
Service Module-Single High	1	2,281				
Macbook Air/intel core i5/1.6GHz/8GB/1.5	1	2,275				
Macbook Air/intel core i5/1.6GHz/8GB/1.5	1	2,275				
Macbook Air/intel core i5/1.6GHz/8GB/1.5	1	2,275				
Macbook Air/intel core i5/1.6GHz/8GB/1.5	1	2,275				
Macbook Air/intel core i5/1.6GHz/8GB/1.5	1	2,275				
Macbook Air/intel core i5/1.6GHz/8GB/1.5	1	2,275				
Macbook Air/intel core i5/1.6GHz/8GB/1.5	1	2,275				
Macbook Air/intel core i5/1.6GHz/8GB/1.5	1	2,275				
Macbook Air/intel core i5/1.6GHz/8GB/1.5	1	2,275				
Macbook Air/intel core i5/1.6GHz/8GB/1.5	1	2,275				
15inch Macbook Pro	1	2,249				
15inch Macbook Pro	1	2,249				
15inch Macbook Pro	1	2,249				
15inch Macbook Pro	1	2,249				
15inch Macbook Pro	1	2,249				
15inch Macbook Pro	1	2,249				
15inch Macbook Pro	1	2,249				
15inch Macbook Pro	1	2,249				
27 inch iMac w/Retina 5k Display	1	2,099				
Unity 2x4 Port 16GB	1	2,026				
Unity 2x4 Port 16GB	1	2,026				
Surface Pro 6 Tablet 8th Gen Intel Core	1	1,973				
MacBook Pro	1	1,898				
Dell Latitude 7490 Laptop	1	1,829				
Dell Latitude 7490 Laptop	1	1,829				
Dell Latitude 7490 Laptop	1	1,829				
Microsoft Surface Pro	1	1,790				
Microsoft Surface Pro	1	1,790				
Microsoft Surface Pro	1	1,790				
Microsoft Surface Pro	1	1,790				
Microsoft Surface Pro	1	1,790				
Microsoft Surface Pro	1	1,790				
Microsoft Surface Pro	1	1,790				

**SCHEDULE D-2
CAPITAL OUTLAY EQUIPMENT**

REVISED: 11/9/2020 11:38:00 AM

Education - General Education Programs (202-00)

Name of Agency

EQUIPMENT BY ITEM	Act. FY Ending June 30, 2020		Est. FY Ending June 30, 2021		Req. FY Ending June 30, 2022	
	No. of Units	Total Cost	No. of Units	Total Cost	No. of Units	Total Cost
JVC GY-HM250 12.4MP 4K UHD Camcorder w/F	1	1,749				
JVC GY-HM250 12.4MP 4K UHD Camcorder w/F	1	1,749				
Surface Pro 6	1	1,736				
Surface Pro 6	1	1,736				
Surface Pro 6	1	1,736				
Surface Pro 6	1	1,736				
Surface Pro 6	1	1,712				
Surface Pro 6 Tablet	1	1,712				
Surface Pro 6 Tablet	1	1,712				
Surface Pro 6 Tablet	1	1,712				
Surface Pro 6 Tablet	1	1,712				
Surface Pro 6 Tablet	1	1,712				
Surface Pro 6 Tablet	1	1,712				
Dell Latitude 7490	1	1,680				
Dell Latitude 7490	1	1,680				
Dell Latitude 7490	1	1,680				
Dell Latitude 7490	1	1,680				
Dell Latitude 7490	1	1,680				
Dell Latitude 7490	1	1,680				
Dell Latitude 7490	1	1,680				
Dell Latitude 7490	1	1,680				
Dell Latitude 7490	1	1,680				
Dell Latitude 7490	1	1,680				
Dell Latitude 7490	1	1,680				
Dell Latitude 7490	1	1,680				
Dell Latitude 7490	1	1,680				
Dell Latitude 7490	1	1,680				
Dell Latitude 7490	1	1,680				
Dell Latitude 7490	1	1,680				
Dell Latitude 7490	1	1,680				
Dell Latitude 7490	1	1,680				
Surface Pro 6 Core i7, black	1	1,603				
Surface Pro 6 Core i7, black	1	1,603				
Surface Pro 6 Core i7, black	1	1,603				

**SCHEDULE D-2
CAPITAL OUTLAY EQUIPMENT**

REVISED: 11/9/2020 11:38:00 AM

Education - General Education Programs (202-00)

Name of Agency

EQUIPMENT BY ITEM	Act. FY Ending June 30, 2020		Est. FY Ending June 30, 2021		Req. FY Ending June 30, 2022	
	No. of Units	Total Cost	No. of Units	Total Cost	No. of Units	Total Cost
Surface Pro 6 Core i7, black	1	1,603				
Surface Pro 6 Core i7, black	1	1,603				
Surface Pro 6 Core i7, black	1	1,603				
Surface Pro 6 Core i7, black	1	1,603				
Surface Pro 6 Core i7, black	1	1,603				
Surface Pro 6 Core i7, black	1	1,603				
Surface Pro 6 Core i7, black	1	1,603				
Surface Pro 6 Core i7, black	1	1,603				
Surface Pro 6 Core i7, black	1	1,603				
Surface Pro 6 Core i7, black	1	1,603				
Surface Pro 6 Core i7, black	1	1,603				
Surface Pro 6 Core i7, black	1	1,603				
Surface Pro 6 Core i7, black	1	1,603				
Surface Pro 6 Core i7, black	1	1,603				
Surface Pro 6 Core i7, black	1	1,603				
Surface Pro 6 Core i7, black	1	1,603				
Surface Pro 6 Core i7, black	1	1,603				
Surface Pro 6 Core i7, black	1	1,603				
Surface Pro 6 Core i7, black	1	1,603				
Surface Pro 6 Core i7, black	1	1,603				
13-inch MacBook	1	1,601				
Tower	1	1,530				
Dell Latitude 7490	1	1,513				
Dell Latitude 7490	1	1,513				
Dell Latitude 7490	1	1,513				
Dell Latitude 7490	1	1,513				
Dell Latitude 7490	1	1,513				
Dell Latitude 7490	1	1,513				
Dell Latitude 7490	1	1,513				
Dell Latitude 7490	1	1,513				
Dell Latitude 7490	1	1,513				
Promethean Projector Kit	1	1,494				
Optiplex 7460 AIO	1	1,465				
Optiplex 7460 AIO	1	1,465				

Name of Agency

[illegible]

**SCHEDULE D-2
CAPITAL OUTLAY EQUIPMENT**

REVISED: 11/9/2020 11:38:00 AM

Education - General Education Programs (202-00)

Name of Agency

EQUIPMENT BY ITEM	Act. FY Ending June 30, 2020		Est. FY Ending June 30, 2021		Req. FY Ending June 30, 2022	
	No. of Units	Total Cost	No. of Units	Total Cost	No. of Units	Total Cost
Dell OptiPlex 7460 All in One	1	1,436				
Dell OptiPlex 7460 All in One	1	1,436				
Dell OptiPlex 7460 All in One	1	1,436				
Dell OptiPlex 7460 All in One	1	1,436				
Wardrobe 24Dx30Wx73H	1	1,414				
Unity 2x2 Port 10GB	1	1,360				
Unity 2x2 Port 10GB	1	1,360				
13-inch Macbook Air	1	1,349				
Dell Optiplex 7460 AIO	1	1,347				
Dell Optiplex 7460 AIO	1	1,347				
Dell Optiplex 7460 AIO	1	1,347				
Dell Optiplex 7460 AIO	1	1,347				
Dell Optiplex 7460 AIO	1	1,347				
Dell Optiplex 7460 AIO	1	1,347				
Dell Optiplex 7460 AIO	1	1,347				
Dell Optiplex 7460 AIO	1	1,347				
Dell Optiplex 7460 AIO	1	1,347				
Dell Optiplex 7460 AIO	1	1,347				
Dell Optiplex 7460 AIO	1	1,347				
Dell Optiplex 7460 AIO	1	1,347				
Dell Optiplex 7460 AIO	1	1,347				
Dell Optiplex 7460 AIO	1	1,347				
Dell Optiplex 7460 AIO	1	1,347				
Dell Optiplex 7460 AIO	1	1,347				
MacBook Air 13	1	1,326				
MacBook Air 13	1	1,326				
MacBook Air 13in	1	1,319				
MacBook Air 13in	1	1,319				
MacBook Air 13in	1	1,319				
MacBook Air 13in	1	1,319				
MacBook Air 13in	1	1,319				
MacBook Air 13in	1	1,319				
MacBook Air 13in	1	1,319				
MacBook Air 13in	1	1,319				
MacBook Air 13in	1	1,319				

**SCHEDULE D-2
CAPITAL OUTLAY EQUIPMENT**

REVISED: 11/9/2020 11:38:00 AM

Education - General Education Programs (202-00)

Name of Agency

EQUIPMENT BY ITEM	Act. FY Ending June 30, 2020		Est. FY Ending June 30, 2021		Req. FY Ending June 30, 2022	
	No. of Units	Total Cost	No. of Units	Total Cost	No. of Units	Total Cost
MacBook Air 13in	1	1,319				
MacBook Air 13in	1	1,319				
MacBook Air 13in	1	1,319				
MacBook Air 13in	1	1,319				
MacBook Air 13in	1	1,319				
MacBook Air 13in	1	1,319				
MacBook Air 13in	1	1,319				
MacBook Air 13in	1	1,319				
MacBook Air 13in	1	1,319				
MacBook Air 13in	1	1,319				
MacBook Air 13in	1	1,319				
MacBook Air 13in	1	1,319				
MacBook Air 13in	1	1,319				
MacBook Air 13in	1	1,319				
MacBook Air 13in	1	1,319				
MacBook Air 13in	1	1,319				
MacBook Air 13in	1	1,319				
MacBook Air 13in	1	1,319				
MacBook Air 13in	1	1,319				
Dell Optiplex AIO	1	1,305				
Dell Optiplex AIO	1	1,305				
Dell Optiplex AIO	1	1,305				
Dell Optiplex AIO	1	1,305				
Lenovo Thinkstation Tower	1	1,271				
Mayline Group Ultimo High Back Chair	1	1,247				
Mayline Group Ultimo High Back Chair	1	1,247				
Mayline Group Ultimo High Back Chair	1	1,247				
Mayline Group Ultimo High Back Chair	1	1,247				
10'X8' Premium Splash Floor Display	1	1,228				
10'X8' Premium Splash Floor Display	1	1,228				
10'X8' Premium Splash Floor Display	1	1,228				
10'X8' Premium Splash Floor Display	1	1,228				
10'X8' Premium Splash Floor Display	1	1,228				
10'X8' Premium Splash Floor Display	1	1,228				
10'X8' Premium Splash Floor Display	1	1,228				
10'X8' Premium Splash Floor Display	1	1,228				

**SCHEDULE D-2
CAPITAL OUTLAY EQUIPMENT**

REVISED: 11/9/2020 11:38:00 AM

Education - General Education Programs (202-00)

Name of Agency

EQUIPMENT BY ITEM	Act. FY Ending June 30, 2020		Est. FY Ending June 30, 2021		Req. FY Ending June 30, 2022	
	No. of Units	Total Cost	No. of Units	Total Cost	No. of Units	Total Cost
Optiplex 7460AIO	1	1,221				
Optiplex 7060 SFF	1	1,200				
Optiplex 7060 SFF	1	1,200				
Optiplex 7060 SFF	1	1,200				
Optiplex 7060 SFF	1	1,200				
Optiplex 7060 SFF	1	1,200				
Optiplex 7060 SFF	1	1,200				
Optiplex 7060 SFF	1	1,200				
Optiplex 7060 SFF	1	1,200				
Optiplex 7060 SFF	1	1,177				
Optiplex 7060 SFF	1	1,177				
Optiplex 7060 SFF	1	1,177				
Optiplex 7060 SFF	1	1,177				
Optiplex 7060 SFF	1	1,177				
Optiplex 7060 SFF	1	1,177				
Optiplex 7060 SFF	1	1,177				
Optiplex 7060 SFF	1	1,177				
Optiplex 7060 SFF	1	1,177				
ViewSonic DLP Projector	1	1,159				
CATALYST 3K-X 10G NETWORK MODULE	1	1,155				
CATALYST 3K-X 10G NETWORK MODULE	1	1,155				
CATALYST 3K-X 10G NETWORK MODULE	1	1,155				
CATALYST 3K-X 10G NETWORK MODULE	1	1,155				
Optiplex 5060 MFF	1	1,149				
Optiplex 5060 MFF	1	1,149				
Optiplex 5060 MFF	1	1,149				
Optiplex 5060 MFF	1	1,149				
Optiplex 7460 AIO	1	1,148				
Optiplex 7460 AIO	1	1,148				
Optiplex 7460 AIO	1	1,148				
Optiplex 7460 AIO	1	1,148				
Optiplex 7460 AIO	1	1,148				
Optiplex 7460 AIO	1	1,148				
Optiplex 7460 AIO	1	1,148				
Optiplex 7460 AIO	1	1,148				

Name of Agency

17-10

**SCHEDULE D-2
CAPITAL OUTLAY EQUIPMENT**

REVISED: 11/9/2020 11:38:00 AM

Education - General Education Programs (202-00)

Name of Agency

EQUIPMENT BY ITEM	Act. FY Ending June 30, 2020		Est. FY Ending June 30, 2021		Req. FY Ending June 30, 2022	
	No. of Units	Total Cost	No. of Units	Total Cost	No. of Units	Total Cost
12.9-Inch Ipad Pro Wifi 256GB Space Gray	1	1,068				
12.9-Inch Ipad Pro Wifi 256GB Space Gray	1	1,068				
12.9-Inch Ipad Pro Wifi 256GB Space Gray	1	1,068				
12.9-Inch Ipad Pro Wifi 256GB Space Gray	1	1,068				
12.9-Inch Ipad Pro Wifi 256GB Space Gray	1	1,068				
12.9-Inch Ipad Pro Wifi 256GB Space Gray	1	1,068				
12.9-Inch Ipad Pro Wifi 256GB Space Gray	1	1,068				
12.9-Inch Ipad Pro Wifi 256GB Space Gray	1	1,068				
12.9-Inch Ipad Pro Wifi 256GB Space Gray	1	1,068				
12.9-Inch Ipad Pro Wifi 256GB Space Gray	1	1,068				
12.9-Inch Ipad Pro Wifi 256GB Space Gray	1	1,068				
12.9-Inch Ipad Pro Wifi 256GB Space Gray	1	1,068				
12.9-Inch Ipad Pro Wifi 256GB Space Gray	1	1,068				
12.9-Inch Ipad Pro Wifi 256GB Space Gray	1	1,068				
12.9-Inch Ipad Pro Wifi 256GB Space Gray	1	1,068				
12.9-Inch Ipad Pro Wifi 256GB Space Gray	1	1,068				
12.9-Inch Ipad Pro Wifi 256GB Space Gray	1	1,068				
12.9-Inch Ipad Pro Wifi 256GB Space Gray	1	1,068				
12.9-Inch Ipad Pro Wifi 256GB Space Gray	1	1,068				
Optiplex 5060 MFF	1	844				
Opiplex 7060 MFF	1	992				
Opiplex 7060 MFF	1	992				
CATALYST 3K-X 10G NETWORK MODULE	1	950				
CATALYST 3K-X 10G NETWORK MODULE	1	950				
UBIQUITI UNIFI 48GB 24V/802.3AF/AT POE 7	1	882				
UBIQUITI UNIFI 48GB 24V/802.3AF/AT POE 7	1	882				
UBIQUITI UNIFI 48GB 24V/802.3AF/AT POE 7	1	882				
UBIQUITI UNIFI 48GB 24V/802.3AF/AT POE 7	1	882				
UBIQUITI UNIFI 48GB 24V/802.3AF/AT POE 7	1	882				
UBIQUITI UNIFI 48GB 24V/802.3AF/AT POE 7	1	882				
UBIQUITI UNIFI 48GB 24V/802.3AF/AT POE 7	1	882				
UBIQUITI UNIFI 48GB 24V/802.3AF/AT POE 7	1	882				
UBIQUITI UNIFI 48GB 24V/802.3AF/AT POE 7	1	882				
UBIQUITI UNIFI 48GB 24V/802.3AF/AT POE 7	1	882				
UBIQUITI UNIFI 48GB 24V/802.3AF/AT POE 7	1	882				

Name of Agency

17-12

**SCHEDULE D-2
CAPITAL OUTLAY EQUIPMENT**

REVISED: 11/9/2020 11:38:00 AM

Education - General Education Programs (202-00)

Name of Agency

EQUIPMENT BY ITEM	Act. FY Ending June 30, 2020		Est. FY Ending June 30, 2021		Req. FY Ending June 30, 2022	
	No. of Units	Total Cost	No. of Units	Total Cost	No. of Units	Total Cost
Dell Latitude 5590-15.6-Core i58520U-8GB	1	850				
Dell Latitude 5590-15.6-Core i58520U-8GB	1	850				
Dell Latitude 5590-15.6-Core i58520U-8GB	1	850				
Dell Latitude 5590-15.6-Core i58520U-8GB	1	850				
Dell Latitude 5590-15.6-Core i58520U-8GB	1	850				
Dell Latitude 5590-15.6-Core i58520U-8GB	1	850				
Dell Latitude 5590-15.6-Core i58520U-8GB	1	850				
Vizio D-Series 70" HDR Smart TV	1	798				
Dell Latitude 7490	1	690				
Dell Latitude 7490	1	690				
Dell Latitude 7490	1	690				
Dell Latitude 7490	1	690				
Dell Latitude 7490	1	690				
Dell Latitude 7490	1	690				
10.5 iNCH iPad	1	610				
10.5 iNCH iPad	1	610				
10.5 iNCH iPad	1	610				
10.5 iNCH iPad	1	610				
10.5 iNCH iPad	1	610				
10.5 iNCH iPad	1	610				
10.5 iNCH iPad	1	610				
10.5 iNCH iPad	1	610				
10.5 iNCH iPad	1	610				
10.5 iNCH iPad	1	610				
10.5 iNCH iPad	1	610				
10.5 iNCH iPad	1	610				
10.5 iNCH iPad	1	610				
10.5 iNCH iPad	1	610				
10.5 iNCH iPad	1	610				
10.5 iNCH iPad	1	610				
Color LaserJet Pro MFP M477fdw	1	597				
Color LaserJet Pro MFP M477fdw	1	597				
Color LaserJet Pro MFP M477fdw	1	597				
Color LaserJet Pro MFP M477fdw	1	597				
Color LaserJet Pro MFP M477fdw	1	597				
Color LaserJet Pro MFP M477fdw	1	597				

**SCHEDULE D-2
CAPITAL OUTLAY EQUIPMENT**

REVISED: 11/9/2020 11:38:00 AM

Education - General Education Programs (202-00)

Name of Agency

EQUIPMENT BY ITEM	Act. FY Ending June 30, 2020		Est. FY Ending June 30, 2021		Req. FY Ending June 30, 2022	
	No. of Units	Total Cost	No. of Units	Total Cost	No. of Units	Total Cost
UBIQUITI EDGESWITCH 16-PORT 10G MNGD AGG	1	571				
UBIQUITI EDGESWITCH 16-PORT 10G MNGD AGG	1	571				
UBIQUITI EDGESWITCH 16-PORT 10G MNGD AGG	1	571				
UBIQUITI EDGESWITCH 16-PORT 10G MNGD AGG	1	571				
UBIQUITI EDGESWITCH 16-PORT 10G MNGD AGG	1	571				
Samsung 40" Pro: Idiom LED TV	1	461				
HP Color Laserjet Pro M477FDN	1	366				
Vizio 3-Series 50" HDR Smart TV	1	359				
Total		831,580		1,201,184		1,285,194

Grand Total (Enter on Line 1-D-2 of Form MBR-1)	831,580	1,201,184	1,285,194
---	----------------	------------------	------------------

Funding Summary:			
General Funds	663,773	187,184	271,194
State Support Special Funds	1,323		
Federal Funds	80,348	749,000	749,000
Other Special Funds	86,136	265,000	265,000
Total Funds	831,580	1,201,184	1,285,194

**SCHEDULE D-3
PASSENGER/WORK VEHICLES**

REVISED: 11/9/2020 11:38:00 AM

Education - General Education Programs (202-00)

Name of Agency

MINOR OBJECT OF EXPENDITURE	Vehicle Inventory June 30, 2020	Act. FY Ending June 30, 2020		Est. FY Ending June 30, 2021		Req. FY Ending June 30, 2022	
		No. of Units	Total Cost	No. of Units	Total Cost	No. of Units	Total Cost

A. Passenger & Work Vehicles (63300xxx)

63300100 PASSENGER & WORK VEHICLES - VANS	4						
63300100 PASSENGER & WORK VEHICLES - SEMIS	1						
63300100 PASSENGER & WORK VEHICLES	3						
63300100 PASSENGER & WORK VEHICLES - TRUCKS	3						
Total (A)	11						

GRAND TOTAL

(Enter on Line 1-D-3 of Form MBR-1)

--	--	--	--

Funding Summary:

General Funds			
State Support Special Funds			
Federal Funds			
Other Special Funds			
Total Funds			

SCHEDULE D-4
WIRELESS COMMUNICATION DEVICES

REVISED: 11/9/2020 11:38:01 AM

Education - General Education Programs (202-00)

Name of Agency

MINOR OBJECT OF EXPENDITURE	Device Inventory June 30, 2020	Act. FY Ending June 30, 2020		Est. FY Ending June 30, 2021		Req. FY Ending June 30, 2022	
		No. of Devices	Actual Cost	No. of Devices	Estimated Cost	No. of Devices	Requested Cost

Grand Total <i>(Enter on Line 1-D-4 of Form MBR-1)</i>			
--	--	--	--

Funding Summary:			
General Funds			
State Support Special Funds			
Federal Funds			
Other Special Funds			
Total Funds			

**SCHEDULE E
SUBSIDIES, LOANS & GRANTS**

REVISED: 11/9/2020 11:38:01 AM

Education - General Education Programs (202-00)

Name of Agency

MINOR OBJECT OF EXPENDITURE	(1) Actual Expenses FY Ending June 30, 2020	(2) Estimated Expenses FY Ending June 30, 2021	(3) Requested for FY Ending June 30, 2022
-----------------------------	--	---	--

A. School Grants to Counties & Municipalities (67020xxx, 67300xxx-67650xxx)			
67020000 GRANTOR PAYMENTS NONTAXABLE	47,899,498	65,000,000	65,000,000
67305000 MS ADEQUATE EDUCATION FUNDS	5,389	15,000	15,000
67320000 VOC ED EQ REIMB	139,033	250,000	250,000
67325000 SCHOOL LUNCH FUNDS	249,452,057	300,489,741	300,000,000
67365000 ALL OTHER APPORTIONMENTS	541,716,127	570,464,747	570,844,749
67485 OTHER AID	841,411	950,000	950,000
Total	840,053,515	937,169,488	937,059,749

E. Other (67000xxx-67019xxx, 67021xxx-67199xxx, 67998xxx, 68500xxx-68860xxx, 70045xxx-70080xxx, 80000xxx-80500xxx)			
67170000 OTHER TAXES	3,955	15,000	15,000
67199000 MISCELLANEOUS REFUNDS	168,497	250,000	250,000
67998000 PRIOR YEAR EXPENSE - SUBSIDIES	56,176	100,000	100,000
68505000 TRANSFERS TO SUBGRANTEE	53,328	100,000	100,000
68515000 TRANSFERS TO OTHER FUNDS	3,552,192	6,500,000	6,500,000
68520000 COST POOL TRANSFER OUT	2,660,632	3,500,000	3,500,000
Total	6,494,780	10,465,000	10,465,000

Grand Total (Enter on Line 1-E of Form MBR-1)	846,548,295	947,634,488	947,524,749
---	--------------------	--------------------	--------------------

Funding Summary:			
General Funds	164,896,072	64,847,557	93,375,003
State Support Special Funds	42,129,556	71,995,991	43,358,806
Federal Funds	628,632,161	779,403,420	779,403,420
Other Special Funds	10,890,506	31,387,520	31,387,520
Total Funds	846,548,295	947,634,488	947,524,749

NARRATIVE 2022 BUDGET REQUEST

MS Department of Education – General Education

Name of Agency

General Education Programs Increase	10,174,153
General Funds Increase	38,321,597
Other Special Funds Increase	(28,147,444)
Salaries, Wages & Fringe Benefits	847,265
General Funds Increase	847,265
Travel	516,770
General Funds Increase	516,770
Contractual	8,065,304
General Funds Increase	8,065,304
Commodities	280,802
General Funds Increase	280,802
Equipment	84,010
General Funds Increase	84,010
Subsidies	28,527,446
General Funds Increase	28,527,446
State Support Special Funds Decrease	(28,147,444)

General Administration - MS Community Oriented Policing Services (MCOPS) Expansion

An increase in general funds of \$1,000,000 is requested to increase the number of awards to local education agencies to support School Resource Officers (SROs) to engage in community policing in and around schools.

<i>Salaries</i>	<i>Travel</i>	<i>Contractual</i>	<i>Commodities</i>	<i>Equipment</i>	<i>Subsidies</i>	<i>Total</i>
					1,000,000	1,000,000

General Administration - Operations Administration

An increase is requested to fund five (5) positions to support Operations. These positions were funded through MS Schools for Deaf & Blind's General Education Support budget in FY21. During FY22, the MSBD will transition to an independent school status and will no longer fund these operational staff PINs.

1 Accountant Auditor I (Acctg)

1 Accountant/Auditor I, Professional (Acctg)

1 Human Resources Generalist II (HR)

1 Accountant/Auditor IV, Professional (Budget)

1 Branch Director II (Procurement)

<i>Salaries</i>	<i>Travel</i>	<i>Contractual</i>	<i>Commodities</i>	<i>Equipment</i>	<i>Subsidies</i>	<i>Total</i>
247,403						247,403

Secondary Education - Secondary Education Programs & Professional Development

Additional funding in the amount of \$1M is requested for courses, curriculum/training, and exam costs, Advanced Placement, dual credit, International Baccalaureate, Cambridge, diploma endorsements (career and technical, academic and distinguished academic) and WorkKeys. Funding for professional development and e-transcripts, as well as coordination and alignment of efforts from Pre-K to postsecondary education is also requested. One Office Director position II is requested for PD.

<i>Salaries</i>	<i>Travel</i>	<i>Contractual</i>	<i>Commodities</i>	<i>Equipment</i>	<i>Subsidies</i>	<i>Total</i>
83,850	15,000	1,349,716			1,000,000	2,448,566

1 Office Director II

Elementary Education - Expansion of Literacy Program

An increase in general funds is needed for an expansion of literacy coaches to support classroom teachers through coaching, learning walks, and professional development across the state in the area of K-3 literacy. Funds will also support an additional

NARRATIVE 2022 BUDGET REQUEST

MS Department of Education – General Education

Name of Agency

15 Educators in Residence literacy coaches to support literacy instruction and to award discretionary grants to districts for the purchase of K-Readiness assessment and screeners.

<i>Salaries</i>	<i>Travel</i>	<i>Contractual</i>	<i>Commodities</i>	<i>Equipment</i>	<i>Subsidies</i>	<i>Total</i>
	5,000	70,667	6,827	10,650	1,000,000	1,093,144

Early Childhood Education - Expansion of Early Childhood Education Pilot Programs

An increase in subsidies is requested to provide grants to early learning collaboratives for the expansion of legislatively established Early Learning Collaboratives across the state. These funds will be granted to collaborative leads to provide pre-k services to 4-year-old children and increase the number of seats by 1,325.

<i>Salaries</i>	<i>Travel</i>	<i>Contractual</i>	<i>Commodities</i>	<i>Equipment</i>	<i>Subsidies</i>	<i>Total</i>
					3,000,000	3,000,000

Special Projects - Legislative Flow-Through Grants

A total decrease of \$7,589,710 is requested for programs funded through MDE's appropriation that flow through to other entities. The agency is requesting redirection of these funds to line items that support the vision, mission and goals of the MDE.

<i>Salaries</i>	<i>Travel</i>	<i>Contractual</i>	<i>Commodities</i>	<i>Equipment</i>	<i>Subsidies</i>	<i>Total</i>
					(7,589,710)	(7,589,710) General Funds
					(126,472)	(126,472) State Support Special

FY22 Flow throughs NOT requested:

<i>Arts Institute</i>		(40,000)
<i>Very Special Arts</i>		(40,000)
<i>USM-Autism Program</i>		(40,000)
<i>MS Symphony</i>		(50,000)
<i>Drop-out Prevention Vicksburg-Leader in Me</i>		(75,000)
<i>Save the Children</i>		(75,000)
<i>Campus Knot</i>		(75,000)
<i>Mastery Prep</i>		(75,000)
<i>MS Center for Excellence in Lit. Instruction</i>		(94,500)
<i>Jumpstart ACT</i>		(150,000)
<i>MS Autism Center</i>		(160,000)
<i>University of MS-Willie Price Lab School</i>		(200,000)
<i>Teacher Corp.</i>		(200,000)
<i>New Learning Resource, Inc.</i>		(200,000)
<i>Vision Screening</i>		(225,000)
<i>Microsoft IT Academy</i>		(250,000)
<i>Sight Savers</i>		(341,178)
<i>Principal Corp</i>		(400,000)
<i>Magnolia Speech School</i>		(550,000)
<i>Children's Center for Communication Dev. (CCCD)</i>		(574,032)
<i>Dubard School</i>		(575,000)
<i>Learning thru Sports/Kids College</i>		(600,000)
<i>Jobs for MS Graduates</i>		(800,000)
<i>Teach for America</i>		(1,800,000)
	<i>General Funds</i>	(7,589,710)
<i>Sight Savers</i>	<i>Healthcare Expendable Funds</i>	126,472
	Total All Funds	(7,463,238)

FY22 Flow throughs requested:

<i>Algebra Nation</i>	700,000
<i>Detention Centers</i>	1,500,000
<i>Literacy Based Promotion Pilot Program (Amplify)</i>	800,000
<i>MS Department of Health</i>	700,000
<i>World Class Teacher Program</i>	600,000

NARRATIVE 2022 BUDGET REQUEST

MS Department of Education – General Education

Name of Agency

<i>MS Construction Education Program</i>	<i>112,500</i>
<i>Dyslexia Program</i>	<i>300,000</i>
Total General Funds	4,712,500

Compulsory School Attendance - Detention Centers

An increase of \$600,000 is requested to increase funding to each of the fifteen (15) Juvenile Detention Centers in the state to \$100,000 each in support of educational services to youth placed in the centers.

<i>Salaries</i>	<i>Travel</i>	<i>Contractual</i>	<i>Commodities</i>	<i>Equipment</i>	<i>Subsidies</i>	<i>Total</i>
					600,000	600,000

Special Schools - MS School of the Arts

An increase is requested in operational cost for MS School of the Arts for increased costs for food, utilities, technology, transportation and essential services for the 24 hour a day/7 day a week programs.

<i>Salaries</i>	<i>Travel</i>	<i>Contractual</i>	<i>Commodities</i>	<i>Equipment</i>	<i>Subsidies</i>	<i>Total</i>
					444,943	444,943

Special Schools - MS School for Math & Science

An increase is requested to provide additional science and engineering supplies and an increase in operational costs as a result of an increase in student enrollment. Additionally, the increase will cover the cost of maintenance on buses and aging facilities.

<i>Salaries</i>	<i>Travel</i>	<i>Contractual</i>	<i>Commodities</i>	<i>Equipment</i>	<i>Subsidies</i>	<i>Total</i>
					37,275	37,275

General Administration - Upgrade to Mississippi Student Information System (MSIS)

An increase of \$4,758,823 is requested to modernize the Mississippi Student Information System through a data warehouse. The system is over twenty years old and in need of upgrading. A decrease in the amount of \$500,000 in one time capital expense funds is requested.

<i>Salaries</i>	<i>Travel</i>	<i>Contractual</i>	<i>Commodities</i>	<i>Equipment</i>	<i>Subsidies</i>	<i>Total</i>
		4,758,823				4,758,823

General Funds

General Administration - Educator Misconduct Support

An increase in travel and contractual is requested investigate allegations of violations of the Mississippi Educator Code of alleged violations of the Mississippi Educator Code of in compliance with Miss. Code Ann. § 37-3-2.

<i>Salaries</i>	<i>Travel</i>	<i>Contractual</i>	<i>Commodities</i>	<i>Equipment</i>	<i>Subsidies</i>	<i>Total</i>
	4,745	30,660				35,405

Assessment and Development - Increase for Assessment Integrity

An increase in general funds of \$311,150 is requested to ensure the integrity of assessments through investigation of testing irregularities and/or cheating in accordance with Miss. Code Ann. 37-16-4. The request includes three (3) Office Director II positions for this new bureau.

<i>Salaries</i>	<i>Travel</i>	<i>Contractual</i>	<i>Commodities</i>	<i>Equipment</i>	<i>Subsidies</i>	<i>Total</i>
251,550	31,900	27,700				311,150

3 Office Director II

Assessment and Development - Increase for Statewide Student Assessments

An increase in general funds contractual is requested to cover the increased cost of statewide student testing. These funds are used to administer state and federally mandated assessment programs for students in Mississippi's public schools.

<i>Salaries</i>	<i>Travel</i>	<i>Contractual</i>	<i>Commodities</i>	<i>Equipment</i>	<i>Subsidies</i>	<i>Total</i>
		48,067				48,067

Teacher Training & Professional Development - Increase for Superintendents' and Principals' Academies

An increase in general funds is requested to restore support for both a new and aspiring Superintendents' & Principals'

NARRATIVE 2022 BUDGET REQUEST

MS Department of Education – General Education

Name of Agency

Academies. Funding was not received for this initiative in FY21. Prior to the reduction, three cohorts of superintendents were trained using the nationally recognized Lamar University Superintendents' Academy model. Retention rates of superintendents who participated and feedback from participants continue to support the need for this initiative.

<i>Salaries</i>	<i>Travel</i>	<i>Contractual</i>	<i>Commodities</i>	<i>Equipment</i>	<i>Subsidies</i>	<i>Total</i>
	30,000	400,000	70,000			500,000

School Performance - Accreditation Review Teams

An increase of \$308,484 in general funds is requested to conduct on-site review of compliance with accreditation standards, provide technical assistance/professional development and to conduct follow-up visits to verify compliance with accreditation standards in accordance with Miss. Code Ann. § 37-17-6.

<i>Salaries</i>	<i>Travel</i>	<i>Contractual</i>	<i>Commodities</i>	<i>Equipment</i>	<i>Subsidies</i>	<i>Total</i>
	32,587	267,725	8,172			308,484

School Performance - School Improvement/Schools at Risk

An increase of \$175,625 is requested to fund one (1) Educ-Bureau Director II to serve as Director of School Improvement applications and one (1) Office Director II and one (1) Staff Officer III position to support school improvement data analysis in addition to support for professional learning aligned to data.

<i>Salaries</i>	<i>Travel</i>	<i>Contractual</i>	<i>Commodities</i>	<i>Equipment</i>	<i>Subsidies</i>	<i>Total</i>
264,462	10,000	200,000	1,190			475,652

1 Educ-Bureau Director II

1 Office Director II

1 Staff Officer III

General Administration - Increase for MDE Operations

Due to several years of reduced funding for operations, in addition to budget cuts, MDE has not been able to provide sufficient support to school districts and maintain operations. Additional travel funds will allow more technical assistance visits to districts. In an effort to minimize cuts to programs that would directly affect providing services to school districts, MDE leadership made the decision to absorb these cuts through agency operations, leaving offices' non-personnel budgets at minimum levels. This increase request will allow MDE to bring agency operations back to a level where it can adequately provide support services to school districts. Cuts were made to all categories and restoration is reflected in all categories throughout MDE's agency operations request.

<i>Salaries</i>	<i>Travel</i>	<i>Contractual</i>	<i>Commodities</i>	<i>Equipment</i>	<i>Subsidies</i>	<i>Total</i>
	387,538	911,946	194,613	73,360	1,013,966	2,581,423

General Administration - Replacement of One Time Special Funds

A decrease of \$28,020,972 in one time State Support Special Capital Expense Funds for the School Recognition Program is requested and a replacement of \$28,020,972 is requested in general funds.

<i>Salaries</i>	<i>Travel</i>	<i>Contractual</i>	<i>Commodities</i>	<i>Equipment</i>	<i>Subsidies</i>	<i>Total</i>
					0	0

**OUT-OF-STATE TRAVEL
FISCAL YEAR 2022**

REVISED: 11/9/2020 11:38:01 AM

Education - General Education Programs (202-00)

Name of Agency

Note: All expenditures recorded on this form must be totaled and said total must agree with the out-of-state travel amount indicated for FY 2020 on Form Mbr-1, line 1.A.2.b.

Employee's Name	Destination	Purpose	Travel Cost	Funding Source
ANZENBERGER LEAH KATHRYN	SAN ANTONIO, TX	NASDTEC 23RD PROFESSIONAL PRACTICES INSTITUTE	31	2220100000
ANZENBERGER LEAH KATHRYN	SAN ANTONIO, TX	NASDTEC 23RD PROFESSIONAL PRACTICES INSTITUTE	72	2220100000
ANZENBERGER LEAH KATHRYN	SAN ANTONIO, TX	NASDTEC 23RD PROFESSIONAL PRACTICES INSTITUTE	116	2220100000
ANZENBERGER LEAH KATHRYN	SAN ANTONIO, TX	NASDTEC 23RD PROFESSIONAL PRACTICES INSTITUTE	564	2220100000
ANZENBERGER LEAH KATHRYN	SAN ANTONIO, TX	NASDTEC 23RD PROFESSIONAL PRACTICES INSTITUTE	(937)	2220100000
ANZENBERGER LEAH KATHRYN	SAN ANTONIO, TX	NASDTEC 23RD PROFESSIONAL PRACTICES INSTITUTE	937	2220100000
ANZENBERGER LEAH KATHRYN	SAN ANTONIO, TX	NASDTEC 23RD PROFESSIONAL PRACTICES INSTITUTE	154	2220100000
ANZENBERGER LEAH KATHRYN	WASHINGTON, DC	NCES STATS DATA CONFERENCE	35	3320200000
ANZENBERGER LEAH KATHRYN	WASHINGTON, DC	NCES STATS DATA CONFERENCE	121	3320200000
ANZENBERGER LEAH KATHRYN	WASHINGTON, DC	NCES STATS DATA CONFERENCE	132	3320200000
ANZENBERGER LEAH KATHRYN	WASHINGTON, DC	NCES STATS DATA CONFERENCE	617	3320200000
ANZENBERGER LEAH KATHRYN	WASHINGTON, DC	NCES STATS DATA CONFERENCE	(1,000)	3320200000
ANZENBERGER LEAH KATHRYN	WASHINGTON, DC	NCES STATS DATA CONFERENCE	1,000	3320200000
ANZENBERGER LEAH KATHRYN	WASHINGTON, DC	NCES STATS DATA CONFERENCE	95	3320200000
BANKS MELISSA LYNN	PRIOR LAKE, MN	CLOSING THE GAP: ASSISTIVE TECH IN SPED & REHAB	20	5320100000
BANKS MELISSA LYNN	PRIOR LAKE, MN	CLOSING THE GAP: ASSISTIVE TECH IN SPED & REHAB	176	5320100000
BANKS MELISSA LYNN	PRIOR LAKE, MN	CLOSING THE GAP: ASSISTIVE TECH IN SPED & REHAB	183	5320100000
BANKS MELISSA LYNN	PRIOR LAKE, MN	CLOSING THE GAP: ASSISTIVE TECH IN SPED & REHAB	560	5320100000
BANKS MELISSA LYNN	PRIOR LAKE, MN	CLOSING THE GAP: ASSISTIVE TECH IN SPED & REHAB	(580)	5320100000
BANKS MELISSA LYNN	PRIOR LAKE, MN	CLOSING THE GAP: ASSISTIVE TECH IN SPED & REHAB	580	5320100000
BANKS MELISSA LYNN	BOSTON, MA	LEARNING FORWARD'S SUMMER INSTITUTE	20	2220100000
BANKS MELISSA LYNN	BOSTON, MA	LEARNING FORWARD'S SUMMER INSTITUTE	104	2220100000
BANKS MELISSA LYNN	BOSTON, MA	LEARNING FORWARD'S SUMMER INSTITUTE	279	2220100000
BOARD CONNIE W	DENVER, CO	NATIONAL ASSOCIATION OF STATE SCHOOL NURSES CONF.	27	2220100000

**OUT-OF-STATE TRAVEL
FISCAL YEAR 2022**

REVISED: 11/9/2020 11:38:01 AM

Education - General Education Programs (202-00)

Name of Agency

Note: All expenditures recorded on this form must be totaled and said total must agree with the out-of-state travel amount indicated for FY 2020 on Form Mbr-1, line 1.A.2.b.

Employee's Name	Destination	Purpose	Travel Cost	Funding Source
BOARD CONNIE W	DENVER, CO	NATIONAL ASSOCIATION OF STATE SCHOOL NURSES CONF.	40	2220100000
BOARD CONNIE W	DENVER, CO	NATIONAL ASSOCIATION OF STATE SCHOOL NURSES CONF.	127	2220100000
BOARD CONNIE W	SALT LAKE CITY, UT	NATIONAL ASSOC. STATE SCHOOL NURSE CONSULTANTS	64	3320200000
BOARD CONNIE W	SALT LAKE CITY, UT	NATIONAL ASSOC. STATE SCHOOL NURSE CONSULTANTS	79	3320200000
BOARD CONNIE W	SALT LAKE CITY, UT	NATIONAL ASSOC. STATE SCHOOL NURSE CONSULTANTS	101	3320200000
BOARD CONNIE W	SALT LAKE CITY, UT	NATIONAL ASSOC. STATE SCHOOL NURSE CONSULTANTS	285	3320200000
BRADLEY KENDETRIC N	ANAHEIM, CA	NTACT CTE PERKINS V PLAN COLLABORATION SUMMIT	48	5320100000
BRADLEY KENDETRIC N	SEATTLE, WA	NTACT CONFERENCE	56	5320100000
BRADLEY KENDETRIC N	ANAHEIM, CA	NTACT CTE PERKINS V PLAN COLLABORATION SUMMIT	97	5320100000
BRADLEY KENDETRIC N	SEATTLE, WA	NTACT CONFERENCE	131	5320100000
BRADLEY KENDETRIC N	SEATTLE, WA	NTACT CONFERENCE	168	5320100000
BRADLEY KENDETRIC N	ANAHEIM, CA	NTACT CTE PERKINS V PLAN COLLABORATION SUMMIT	168	5320100000
BRADLEY KENDETRIC N	ANAHEIM, CA	NTACT CTE PERKINS V PLAN COLLABORATION SUMMIT	281	5320100000
BRADLEY KENDETRIC N	SEATTLE, WA	NTACT CONFERENCE	555	5320100000
BRADLEY KENDETRIC N	SEATTLE, WA	NTACT CONFERENCE	(800)	5320100000
BRADLEY KENDETRIC N	ANAHEIM, CA	NTACT CTE PERKINS V PLAN COLLABORATION SUMMIT	(300)	5320100000
BRADLEY KENDETRIC N	ANAHEIM, CA	NTACT CTE PERKINS V PLAN COLLABORATION SUMMIT	300	5320100000
BRADLEY KENDETRIC N	SEATTLE, WA	NTACT CONFERENCE	800	5320100000
BRANTLEY JAYDA N	NEW ORLEANS, LA	PLAIN TALK ABOUT LITERACY & LEARNING	32	2220100000
BRANTLEY JAYDA N	NEW ORLEANS, LA	PLAIN TALK ABOUT LITERACY & LEARNING	171	2220100000
BRANTLEY JAYDA N	NEW ORLEANS, LA	PLAIN TALK ABOUT LITERACY & LEARNING	748	2220100000
BRANTLEY JAYDA N	NEW ORLEANS, LA	PLAIN TALK ABOUT LITERACY & LEARNING	(785)	2220100000
BRANTLEY JAYDA N	NEW ORLEANS, LA	PLAIN TALK ABOUT LITERACY & LEARNING	785	2220100000
BRAY JERRY LEE	WASHINGTON, D.C.	2019 USAC E-RATE TRAINING/SECA MEETING	12	3320200000
BRAY JERRY LEE	WASHINGTON, D.C.	2019 USAC E-RATE TRAINING/SECA MEETING	86	3320200000

**OUT-OF-STATE TRAVEL
FISCAL YEAR 2022**

REVISED: 11/9/2020 11:38:01 AM

Education - General Education Programs (202-00)

Name of Agency

Note: All expenditures recorded on this form must be totaled and said total must agree with the out-of-state travel amount indicated for FY 2020 on Form Mbr-1, line 1.A.2.b.

Employee's Name	Destination	Purpose	Travel Cost	Funding Source
BRAY JERRY LEE	WASHINGTON, D.C.	2019 USAC E-RATE TRAINING/SECA MEETING	171	3320200000
BRAY JERRY LEE	WASHINGTON, D.C.	2019 USAC E-RATE TRAINING/SECA MEETING	1,110	3320200000
BURKS MARY E	PHILADELPHIA, PA	FOOD & NUTRITION CONFERENCE & EXPO	141	5320100000
BURKS MARY E	PHILADELPHIA, PA	FOOD & NUTRITION CONFERENCE & EXPO	277	5320100000
BURKS MARY E	PHILADELPHIA, PA	FOOD & NUTRITION CONFERENCE & EXPO	395	5320100000
BURKS MARY E	PHILADELPHIA, PA	FOOD & NUTRITION CONFERENCE & EXPO	1,252	5320100000
BURROW CHRISTOPHER A	MIAMI, FL	8TH ANNUAL CONFERENCE ON TEST SECURITY MEETING	20	5320100000
BURROW CHRISTOPHER A	MIAMI, FL	8TH ANNUAL CONFERENCE ON TEST SECURITY MEETING	34	5320100000
BURROW CHRISTOPHER A	MIAMI, FL	8TH ANNUAL CONFERENCE ON TEST SECURITY MEETING	158	5320100000
BURROW CHRISTOPHER A	MIAMI, FL	8TH ANNUAL CONFERENCE ON TEST SECURITY MEETING	458	5320100000
BURROW CHRISTOPHER A	MIAMI, FL	8TH ANNUAL CONFERENCE ON TEST SECURITY MEETING	646	5320100000
BURROW CHRISTOPHER A	IOWA CITY,IA/WA, D.C	ACT COMMITTEE MTG/NAT'L BLUE RIBBON SCHOOL AWARDS	10	4420100000
BURROW CHRISTOPHER A	IOWA CITY,IA/WA, D.C	ACT COMMITTEE MTG/NAT'L BLUE RIBBON SCHOOL AWARDS	209	4420100000
BURROW CHRISTOPHER A	IOWA CITY,IA/WA, D.C	ACT COMMITTEE MTG/NAT'L BLUE RIBBON SCHOOL AWARDS	215	4420100000
BURROW CHRISTOPHER A	IOWA CITY,IA/WA, D.C	ACT COMMITTEE MTG/NAT'L BLUE RIBBON SCHOOL AWARDS	634	4420100000
BURROW CHRISTOPHER A	IOWA CITY,IA/WA, D.C	ACT COMMITTEE MTG/NAT'L BLUE RIBBON SCHOOL AWARDS	680	4420100000
BURSON DEBRA	ATLANTA GA	AACTE ANNUAL CONFERENCE	84	3320200000
BURSON DEBRA	ATLANTA GA	AACTE ANNUAL CONFERENCE	398	3320200000
BURSON DEBRA	ATLANTA GA	AACTE ANNUAL CONFERENCE	522	3320200000
BURSON DEBRA	WASHINGTON, D.C.	CAEP FALL 2019 CONFERENCE	25	2220100000
BURSON DEBRA	WASHINGTON, D.C.	CAEP FALL 2019 CONFERENCE	138	2220100000
CAMPBELL ELISHA C.	KANSAS CITY, MO	ASSOC. OF EDUCATIONAL FED. FINANCE ADMINISTRATORS	24	5320100000
CAMPBELL ELISHA C.	KANSAS CITY, MO	ASSOC. OF EDUCATIONAL FED. FINANCE ADMINISTRATORS	188	5320100000
CAMPBELL ELISHA C.	KANSAS CITY, MO	ASSOC. OF EDUCATIONAL FED. FINANCE ADMINISTRATORS	205	5320100000
CAMPBELL ELISHA C.	KANSAS CITY, MO	ASSOC. OF EDUCATIONAL FED. FINANCE ADMINISTRATORS	594	5320100000

**OUT-OF-STATE TRAVEL
FISCAL YEAR 2022**

REVISED: 11/9/2020 11:38:01 AM

Education - General Education Programs (202-00)

Name of Agency

Note: All expenditures recorded on this form must be totaled and said total must agree with the out-of-state travel amount indicated for FY 2020 on Form Mbr-1, line 1.A.2.b.

Employee's Name	Destination	Purpose	Travel Cost	Funding Source
CANTWELL DEVON K	BALTIMORE MD	DATA QUALITY INSTITUTE	99	4420100000
CANTWELL DEVON K	BALTIMORE MD	DATA QUALITY INSTITUTE	118	4420100000
CANTWELL DEVON K	BALTIMORE MD	DATA QUALITY INSTITUTE	246	4420100000
CANTWELL DEVON K	BALTIMORE MD	DATA QUALITY INSTITUTE	1,058	4420100000
CATCHINGS APRIL DENISE	BIRMINGHAM, AL	USDA SOUTHEAST REGIONAL FARM TO SCHOOL CONFERENCE	5	5320100000
CATCHINGS APRIL DENISE	ARLINGTON, VA	2019 USDA/STATE AGENCY MEETING	13	5320100000
CATCHINGS APRIL DENISE	ST. LOUIS, MO	SNA 2019 ANNUAL NATIONAL CONFERENCE	22	5320100000
CATCHINGS APRIL DENISE	BIRMINGHAM, AL	USDA SOUTHEAST REGIONAL FARM TO SCHOOL CONFERENCE	51	5320100000
CATCHINGS APRIL DENISE	ARLINGTON, VA	2019 USDA/STATE AGENCY MEETING	90	5320100000
CATCHINGS APRIL DENISE	ST. LOUIS, MO	SNA 2019 ANNUAL NATIONAL CONFERENCE	139	5320100000
CATCHINGS APRIL DENISE	ST. LOUIS, MO	SNA 2019 ANNUAL NATIONAL CONFERENCE	143	5320100000
CATCHINGS APRIL DENISE	BIRMINGHAM, AL	USDA SOUTHEAST REGIONAL FARM TO SCHOOL CONFERENCE	152	5320100000
CATCHINGS APRIL DENISE	ARLINGTON, VA	2019 USDA/STATE AGENCY MEETING	222	5320100000
CATCHINGS APRIL DENISE	BIRMINGHAM, AL	USDA SOUTHEAST REGIONAL FARM TO SCHOOL CONFERENCE	379	5320100000
CATCHINGS APRIL DENISE	ST. LOUIS, MO	SNA 2019 ANNUAL NATIONAL CONFERENCE	655	5320100000
CATCHINGS APRIL DENISE	ARLINGTON, VA	2019 USDA/STATE AGENCY MEETING	834	5320100000
CATCHINGS APRIL DENISE	ARLINGTON, VA	2019 USDA/STATE AGENCY MEETING	(934)	5320100000
CATCHINGS APRIL DENISE	ST. LOUIS, MO	SNA 2019 ANNUAL NATIONAL CONFERENCE	(720)	5320100000
CATCHINGS APRIL DENISE	ST. LOUIS, MO	SNA 2019 ANNUAL NATIONAL CONFERENCE	720	5320100000
CATCHINGS APRIL DENISE	ARLINGTON, VA	2019 USDA/STATE AGENCY MEETING	934	5320100000
CLEMENTS JEFFREY SCOTT	ST. LOUIS, MO	SNA 2019 ANNUAL NATIONAL CONFERENCE	29	5320100000
CLEMENTS JEFFREY SCOTT	ST. LOUIS, MO	SNA 2019 ANNUAL NATIONAL CONFERENCE	191	5320100000
CLEMENTS JEFFREY SCOTT	ST. LOUIS, MO	SNA 2019 ANNUAL NATIONAL CONFERENCE	229	5320100000
CLEMENTS JEFFREY SCOTT	ST. LOUIS, MO	SNA 2019 ANNUAL NATIONAL CONFERENCE	1,070	5320100000
COLE WASHINGTON IV	SAN DIEGO, CA	2019 NATIONAL SUMMIT ON EDUCATION REFORM	44	2220100000

**OUT-OF-STATE TRAVEL
FISCAL YEAR 2022**

REVISED: 11/9/2020 11:38:01 AM

Education - General Education Programs (202-00)

Name of Agency

Note: All expenditures recorded on this form must be totaled and said total must agree with the out-of-state travel amount indicated for FY 2020 on Form Mbr-1, line 1.A.2.b.

Employee's Name	Destination	Purpose	Travel Cost	Funding Source
COLE WASHINGTON IV	DENVER CO	2019 NATIONAL FORUM ON EDUCATION POLICY	55	2220100000
COLE WASHINGTON IV	SAN DIEGO, CA	2019 NATIONAL SUMMIT ON EDUCATION REFORM	127	2220100000
COLE WASHINGTON IV	SAN DIEGO, CA	2019 NATIONAL SUMMIT ON EDUCATION REFORM	151	2220100000
COLE WASHINGTON IV	DENVER CO	2019 NATIONAL FORUM ON EDUCATION POLICY	181	2220100000
COLE WASHINGTON IV	DENVER CO	2019 NATIONAL FORUM ON EDUCATION POLICY	712	2220100000
COLE WASHINGTON IV	SAN DIEGO, CA	2019 NATIONAL SUMMIT ON EDUCATION REFORM	(850)	2220100000
COLE WASHINGTON IV	DENVER CO	2019 NATIONAL FORUM ON EDUCATION POLICY	(800)	2220100000
COLE WASHINGTON IV	DENVER CO	2019 NATIONAL FORUM ON EDUCATION POLICY	800	2220100000
COLE WASHINGTON IV	SAN DIEGO, CA	2019 NATIONAL SUMMIT ON EDUCATION REFORM	850	2220100000
COLE WASHINGTON IV	SAN DIEGO, CA	2019 NATIONAL SUMMIT ON EDUCATION REFORM	529	2220100000
COLEMAN VERGENIA	CHICAGO, IL	NATIONAL CTR FOR TEACHER RESIDENCIES-INSTITUTE III	17	5320200000
COLEMAN VERGENIA	CHICAGO, IL	NATIONAL CTR FOR TEACHER RESIDENCIES-INSTITUTE III	60	5320200000
COLEMAN VERGENIA	CHICAGO, IL	NATIONAL CTR FOR TEACHER RESIDENCIES-INSTITUTE III	159	5320200000
COLEMAN VERGENIA	CHICAGO, IL	NATIONAL CTR FOR TEACHER RESIDENCIES-INSTITUTE III	419	5320200000
COLEMAN VERGENIA	CHICAGO, IL	NATIONAL CTR FOR TEACHER RESIDENCIES-INSTITUTE III	(426)	5320200000
COLEMAN VERGENIA	CHICAGO, IL	NATIONAL CTR FOR TEACHER RESIDENCIES-INSTITUTE III	426	5320200000
COOK JEAN GORDON	ORANGE BEACH, AL	2019 SPRF ANNUAL CONFERENCE	102	2220100000
COON SHARON S	LOUISVILLE, KY	JOINT NASDSE AND CASE CONFERENCE	31	5320100000
COON SHARON S	LOUISVILLE, KY	JOINT NASDSE AND CASE CONFERENCE	37	5320100000
COON SHARON S	PHOENIX, AZ	NATIONAL CENTER FOR SYSTEMIC IMPROVEMENT	38	5320100000
COON SHARON S	ARLINGTON, VA	SPECIAL EDUCATION NATIONAL LEADERSHIP CONFERENCE	42	5320100000
COON SHARON S	PHOENIX, AZ	NATIONAL CENTER FOR SYSTEMIC IMPROVEMENT	78	5320100000
COON SHARON S	PHOENIX, AZ	NATIONAL CENTER FOR SYSTEMIC IMPROVEMENT	165	5320100000
COON SHARON S	ARLINGTON, VA	SPECIAL EDUCATION NATIONAL LEADERSHIP CONFERENCE	224	5320100000

**OUT-OF-STATE TRAVEL
FISCAL YEAR 2022**

REVISED: 11/9/2020 11:38:01 AM

Education - General Education Programs (202-00)

Name of Agency

Note: All expenditures recorded on this form must be totaled and said total must agree with the out-of-state travel amount indicated for FY 2020 on Form Mbr-1, line 1.A.2.b.

Employee's Name	Destination	Purpose	Travel Cost	Funding Source
COON SHARON S	LOUISVILLE, KY	JOINT NASDSE AND CASE CONFERENCE	230	5320100000
COON SHARON S	PHOENIX, AZ	NATIONAL CENTER FOR SYSTEMIC IMPROVEMENT	357	5320100000
COON SHARON S	ARLINGTON, VA	SPECIAL EDUCATION NATIONAL LEADERSHIP CONFERENCE	801	5320100000
COON SHARON S	LOUISVILLE, KY	JOINT NASDSE AND CASE CONFERENCE	854	5320100000
COON SHARON S	LOUISVILLE, KY	JOINT NASDSE AND CASE CONFERENCE	(1,100)	5320100000
COON SHARON S	PHOENIX, AZ	NATIONAL CENTER FOR SYSTEMIC IMPROVEMENT	(600)	5320100000
COON SHARON S	PHOENIX, AZ	NATIONAL CENTER FOR SYSTEMIC IMPROVEMENT	600	5320100000
COON SHARON S	LOUISVILLE, KY	JOINT NASDSE AND CASE CONFERENCE	1,100	5320100000
CORMACK KRYSTAL R	MONTGOMERY, AL	EDUCATOR/LICENSURE MISCONDUCT LEARNING VISIT	65	3320200000
CORMACK KRYSTAL R	MONTGOMERY, AL	EDUCATOR/LICENSURE MISCONDUCT LEARNING VISIT	110	3320200000
CORNETT JENNIFER L	NASHVILLE, TN	CSDPG THINK TANK & WORLD COUNCIL FOR GIFTED CONF	381	2220100000
CORNETT JENNIFER L	NASHVILLE, TN	CSDPG THINK TANK & WORLD COUNCIL FOR GIFTED CONF	405	2220100000
CORNETT JENNIFER L	NASHVILLE, TN	CSDPG THINK TANK & WORLD COUNCIL FOR GIFTED CONF	1,391	2220100000
CRAIN ALLISON	NEW ORLEANS, LA	PLAIN TALK ABOUT LITERACY & LEARNING	62	2220100000
CRAIN ALLISON	NEW ORLEANS, LA	PLAIN TALK ABOUT LITERACY & LEARNING	178	2220100000
CRAIN ALLISON	NEW ORLEANS, LA	PLAIN TALK ABOUT LITERACY & LEARNING	200	2220100000
CRAIN ALLISON	NEW ORLEANS, LA	PLAIN TALK ABOUT LITERACY & LEARNING	748	2220100000
CRAIN ALLISON	NEW ORLEANS, LA	PLAIN TALK ABOUT LITERACY & LEARNING	(785)	2220100000
CRAIN ALLISON	NEW ORLEANS, LA	PLAIN TALK ABOUT LITERACY & LEARNING	785	2220100000
DENT JILL VANCE	SEATTLE, WA	CULTIVATE LEARNING DESIGN CHARRETTE	425	2220100000
DENT JILL VANCE	SEATTLE, WA	CULTIVATE LEARNING DESIGN CHARRETTE	(500)	2220100000
DENT JILL VANCE	SEATTLE, WA	CULTIVATE LEARNING DESIGN CHARRETTE	500	2220100000
DENT JILL VANCE	SEATTLE, WA	CULTIVATE LEARNING DESIGN CHARRETTE	75	2220100000
DENT JILL VANCE	AVON, CT	INTENSIVE TA LEADERSHIP INSTITUTE: CSPD	14	5320100000

**OUT-OF-STATE TRAVEL
FISCAL YEAR 2022**

REVISED: 11/9/2020 11:38:01 AM

Education - General Education Programs (202-00)

Name of Agency

Note: All expenditures recorded on this form must be totaled and said total must agree with the out-of-state travel amount indicated for FY 2020 on Form Mbr-1, line 1.A.2.b.

Employee's Name	Destination	Purpose	Travel Cost	Funding Source
DENT JILL VANCE	AVON, CT	INTENSIVE TA LEADERSHIP INSTITUTE: CSPD	29	5320100000
DENT JILL VANCE	AVON, CT	INTENSIVE TA LEADERSHIP INSTITUTE: CSPD	123	5320100000
DENT JILL VANCE	DENVER, CO	INTEGRATED P3 SYSTEMS POLICY SYMPOSIUM	27	3220100000
DENT JILL VANCE	DENVER, CO	INTEGRATED P3 SYSTEMS POLICY SYMPOSIUM	43	3220100000
DENT JILL VANCE	DENVER, CO	INTEGRATED P3 SYSTEMS POLICY SYMPOSIUM	58	3220100000
DENT JILL VANCE	DENVER, CO	INTEGRATED P3 SYSTEMS POLICY SYMPOSIUM	(200)	3220100000
DENT JILL VANCE	DENVER, CO	INTEGRATED P3 SYSTEMS POLICY SYMPOSIUM	200	3220100000
DENT JILL VANCE	DENVER, CO	INTEGRATED P3 SYSTEMS POLICY SYMPOSIUM	73	3220100000
DORSEY JAMES D	RICHMOND, VA	2019 NATIONAL THREAT ASSESSMENT CONFERENCE	12	5320100000
DORSEY JAMES D	RICHMOND, VA	2019 NATIONAL THREAT ASSESSMENT CONFERENCE	77	5320100000
DORSEY JAMES D	RICHMOND, VA	2019 NATIONAL THREAT ASSESSMENT CONFERENCE	139	5320100000
DORSEY JAMES D	RICHMOND, VA	2019 NATIONAL THREAT ASSESSMENT CONFERENCE	489	5320100000
EDWARDS KAREN D	LOUISVILLE, KY	NATIONAL CENTER FOR FAMILIES LEARNING	20	5320100000
EDWARDS KAREN D	LOUISVILLE, KY	NATIONAL CENTER FOR FAMILIES LEARNING	133	5320100000
EDWARDS KAREN D	LOUISVILLE, KY	NATIONAL CENTER FOR FAMILIES LEARNING	224	5320100000
EDWARDS KAREN D	LOUISVILLE, KY	NATIONAL CENTER FOR FAMILIES LEARNING	975	5320100000
EDWARDS KAREN D	LOUISVILLE, KY	NATIONAL CENTER FOR FAMILIES LEARNING	(1,200)	5320100000
EDWARDS KAREN D	LOUISVILLE, KY	NATIONAL CENTER FOR FAMILIES LEARNING	1,200	5320100000
ELLIOTT SANDRA C	NEW ORLEANS, LA	PLAIN TALK ABOUT LITERACY & LEARNING	46	2220100000
ELLIOTT SANDRA C	AUBURN AL	AL MS TEACHING ENGLISH TO SPEAKERS	64	2220100000
ELLIOTT SANDRA C	NEW ORLEANS, LA	PLAIN TALK ABOUT LITERACY & LEARNING	168	2220100000
ELLIOTT SANDRA C	NEW ORLEANS, LA	PLAIN TALK ABOUT LITERACY & LEARNING	748	2220100000
ELLIS YVONNE	NEW ORLEANS, LA	BRUSTEIN & MANASEVIT, PLLC ATTORNEYS AT LAW	9	5320100000
ELLIS YVONNE	NEW ORLEANS, LA	BRUSTEIN & MANASEVIT, PLLC ATTORNEYS AT LAW	224	5320100000

OUT-OF-STATE TRAVEL
FISCAL YEAR 2022

REVISED: 11/9/2020 11:38:01 AM

Education - General Education Programs (202-00)

Name of Agency

Note: All expenditures recorded on this form must be totaled and said total must agree with the out-of-state travel amount indicated for FY 2020 on Form Mbr-1, line 1.A.2.b.

Employee's Name	Destination	Purpose	Travel Cost	Funding Source
ELLIS YVONNE	NEW ORLEANS, LA	BRUSTEIN & MANASEVIT, PLLC ATTORNEYS AT LAW	261	5320100000
ELLIS YVONNE	NEW ORLEANS, LA	BRUSTEIN & MANASEVIT, PLLC ATTORNEYS AT LAW	839	5320100000
ELLMER MARGARET HOLLAND	KANSAS CITY, MO	NEW STATE PART B DIRECTORS MEETING	12	5320100000
ELLMER MARGARET HOLLAND	PORTLAND, OR	COUNCIL FOR EXCEPTIONAL CHILDREN CONVENTION	13	5320100000
ELLMER MARGARET HOLLAND	ARLINGTON VA	SPECIAL EDUCATION NATIONAL LEADERSHIP CONFERENCE	13	5320100000
ELLMER MARGARET HOLLAND	SEATTLE, WA	NATIONAL TECHNICAL ASSISTANCE CENTER ON TRANSITION	13	5320100000
ELLMER MARGARET HOLLAND	PORTLAND, OR	COUNCIL FOR EXCEPTIONAL CHILDREN CONVENTION	30	5320100000
ELLMER MARGARET HOLLAND	KANSAS CITY, MO	NEW STATE PART B DIRECTORS MEETING	43	5320100000
ELLMER MARGARET HOLLAND	KANSAS CITY, MO	NEW STATE PART B DIRECTORS MEETING	76	5320100000
ELLMER MARGARET HOLLAND	ARLINGTON VA	SPECIAL EDUCATION NATIONAL LEADERSHIP CONFERENCE	115	5320100000
ELLMER MARGARET HOLLAND	SEATTLE, WA	NATIONAL TECHNICAL ASSISTANCE CENTER ON TRANSITION	127	5320100000
ELLMER MARGARET HOLLAND	KANSAS CITY, MO	NEW STATE PART B DIRECTORS MEETING	142	5320100000
ELLMER MARGARET HOLLAND	SEATTLE, WA	NATIONAL TECHNICAL ASSISTANCE CENTER ON TRANSITION	168	5320100000
ELLMER MARGARET HOLLAND	PORTLAND, OR	COUNCIL FOR EXCEPTIONAL CHILDREN CONVENTION	207	5320100000
ELLMER MARGARET HOLLAND	ARLINGTON VA	SPECIAL EDUCATION NATIONAL LEADERSHIP CONFERENCE	224	5320100000
ELLMER MARGARET HOLLAND	SEATTLE, WA	NATIONAL TECHNICAL ASSISTANCE CENTER ON TRANSITION	429	5320100000
ELLMER MARGARET HOLLAND	ARLINGTON VA	SPECIAL EDUCATION NATIONAL LEADERSHIP CONFERENCE	608	5320100000
ELLMER MARGARET HOLLAND	PORTLAND, OR	COUNCIL FOR EXCEPTIONAL CHILDREN CONVENTION	1,010	5320100000
EUBANKS LIMEUL LEW	AUBURN, AL	AL-MS TEACHERS OF ENGLISH TO SPEAKERS CONFERENCE	5	2220100000
EUBANKS LIMEUL LEW	AUBURN, AL	AL-MS TEACHERS OF ENGLISH TO SPEAKERS CONFERENCE	83	2220100000
EUBANKS LIMEUL LEW	ALEXANDRIA, VA	STATE EDUCATION AGENCY DIRECTORS OF ARTS EDUCATION	113	2220100000
EUBANKS LIMEUL LEW	ALEXANDRIA, VA	STATE EDUCATION AGENCY DIRECTORS OF ARTS EDUCATION	168	2220100000

**OUT-OF-STATE TRAVEL
FISCAL YEAR 2022**

REVISED: 11/9/2020 11:38:01 AM

Education - General Education Programs (202-00)

Name of Agency

Note: All expenditures recorded on this form must be totaled and said total must agree with the out-of-state travel amount indicated for FY 2020 on Form Mbr-1, line 1.A.2.b.

Employee's Name	Destination	Purpose	Travel Cost	Funding Source
EUBANKS LIMEUL LEW	ALEXANDRIA, VA	STATE EDUCATION AGENCY DIRECTORS OF ARTS EDUCATION	217	2220100000
EVANS SUSIE Q	ARLINGTON, VA	2019 USDA STATE AGENCY MEETING	21	5320100000
EVANS SUSIE Q	ARLINGTON, VA	2019 USDA STATE AGENCY MEETING	150	5320100000
EVANS SUSIE Q	ARLINGTON, VA	2019 USDA STATE AGENCY MEETING	171	5320100000
EVANS SUSIE Q	ARLINGTON, VA	2019 USDA STATE AGENCY MEETING	625	5320100000
EVANS SUSIE Q	ARLINGTON, VA	2019 USDA STATE AGENCY MEETING	(834)	5320100000
EVANS SUSIE Q	ARLINGTON, VA	2019 USDA STATE AGENCY MEETING	834	5320100000
GAVIN FELICIA D	CHICAGO, IL	THE BROAD ACADEMY-CHICAGO SESSION	24	2220100000
GAVIN FELICIA D	CHICAGO, IL	THE BROAD ACADEMY-CHICAGO SESSION	82	2220100000
GAVIN FELICIA D	CHICAGO, IL	THE BROAD ACADEMY-CHICAGO SESSION	85	2220100000
GIBBONS MICHAEL DUANE	NEW ORLEANS, LA	BRUSTEIN & MANASEVIT, PLLC ATTORNEYS AT LAW	98	5320100000
GIBBONS MICHAEL DUANE	NEW ORLEANS, LA	BRUSTEIN & MANASEVIT, PLLC ATTORNEYS AT LAW	138	5320100000
GIBBONS MICHAEL DUANE	NEW ORLEANS, LA	BRUSTEIN & MANASEVIT, PLLC ATTORNEYS AT LAW	178	5320100000
GIBBONS MICHAEL DUANE	NEW ORLEANS, LA	BRUSTEIN & MANASEVIT, PLLC ATTORNEYS AT LAW	839	5320100000
GIBBONS MICHAEL DUANE	NEW ORLEANS, LA	BRUSTEIN & MANASEVIT, PLLC ATTORNEYS AT LAW	(885)	5320100000
GIBBONS MICHAEL DUANE	NEW ORLEANS, LA	BRUSTEIN & MANASEVIT, PLLC ATTORNEYS AT LAW	885	5320100000
GIPSON STANLEY D.	NEW ORLEANS, LA	BRUSTEIN & MANASEVIT- FALL FORUM 2019	4	2220100000
GIPSON STANLEY D.	NEW ORLEANS, LA	BRUSTEIN & MANASEVIT- FALL FORUM 2019	98	2220100000
GIPSON STANLEY D.	NEW ORLEANS, LA	BRUSTEIN & MANASEVIT- FALL FORUM 2019	134	2220100000
GIPSON STANLEY D.	NEW ORLEANS, LA	BRUSTEIN & MANASEVIT- FALL FORUM 2019	495	2220100000
GREENE BARBARA	BALTIMORE, MD	NNPS LEADERSHIP INSTITUTE	41	5320100000
GREENE BARBARA	RENO, NV	NATIONAL FAMILY & COMMUNITY ENGAGEMENT CONFERENCE	41	5320100000
GREENE BARBARA	RENO, NV	NATIONAL FAMILY & COMMUNITY ENGAGEMENT CONFERENCE	75	5320100000

**OUT-OF-STATE TRAVEL
FISCAL YEAR 2022**

REVISED: 11/9/2020 11:38:01 AM

Education - General Education Programs (202-00)

Name of Agency

Note: All expenditures recorded on this form must be totaled and said total must agree with the out-of-state travel amount indicated for FY 2020 on Form Mbr-1, line 1.A.2.b.

Employee's Name	Destination	Purpose	Travel Cost	Funding Source
GREENE BARBARA	BALTIMORE, MD	NNPS LEADERSHIP INSTITUTE	124	5320100000
GREENE BARBARA	BALTIMORE, MD	NNPS LEADERSHIP INSTITUTE	150	5320100000
GREENE BARBARA	RENO, NV	NATIONAL FAMILY & COMMUNITY ENGAGEMENT CONFERENCE	245	5320100000
GREENE BARBARA	BALTIMORE, MD	NNPS LEADERSHIP INSTITUTE	371	5320100000
GREENE BARBARA	RENO, NV	NATIONAL FAMILY & COMMUNITY ENGAGEMENT CONFERENCE	684	5320100000
GREENE BARBARA	RENO, NV	NATIONAL FAMILY & COMMUNITY ENGAGEMENT CONFERENCE	(924)	5320100000
GREENE BARBARA	BALTIMORE, MD	NNPS LEADERSHIP INSTITUTE	(890)	5320100000
GREENE BARBARA	BALTIMORE, MD	NNPS LEADERSHIP INSTITUTE	890	5320100000
GREENE BARBARA	RENO, NV	NATIONAL FAMILY & COMMUNITY ENGAGEMENT CONFERENCE	924	5320100000
GREENE BARBARA	BALTIMORE, MD	NNPS LEADERSHIP INSTITUTE	205	5320100000
GREER JOYCE	SEATTLE, WA	CULTIVATE LEARNING DESIGN CHARRETES	52	2220100000
GREER JOYCE	SEATTLE, WA	CULTIVATE LEARNING DESIGN CHARRETES	63	2220100000
GREER JOYCE	SEATTLE, WA	CULTIVATE LEARNING DESIGN CHARRETES	425	2220100000
GREER JOYCE	SEATTLE, WA	CULTIVATE LEARNING DESIGN CHARRETES	(870)	2220100000
GREER JOYCE	SEATTLE, WA	CULTIVATE LEARNING DESIGN CHARRETES	870	2220100000
GREER JOYCE	SEATTLE, WA	CULTIVATE LEARNING DESIGN CHARRETES	330	2220100000
GUILFOYLE PETRIC S	POINT CLEAR, AL	2020 NATIONAL TCTW LEADERS FORUM	14	2220100000
GUILFOYLE PETRIC S	ORANGE BEACH, AL	2019 SPRF ANNUAL CONFERENCE	102	2220100000
GUILFOYLE PETRIC S	ORANGE BEACH, AL	2019 SPRF ANNUAL CONFERENCE	167	2220100000
GUILFOYLE PETRIC S	POINT CLEAR, AL	2020 NATIONAL TCTW LEADERS FORUM	238	2220100000
GUILFOYLE PETRIC S	ORANGE BEACH, AL	2019 SPRF ANNUAL CONFERENCE	471	2220100000
HARRIS LADEWAYNE	ARLINGTON VA	2020 ANNUAL STATE COORDINTORS MEETING	19	5320100000
HARRIS LADEWAYNE	WASHINGTON, D.C.	NATIONAL ASSOC. FOR THE EDU. OF HOMELESS CHILDREN	19	5320100000
HARRIS LADEWAYNE	ARLINGTON VA	2020 ANNUAL STATE COORDINTORS MEETING	180	5320100000

**OUT-OF-STATE TRAVEL
FISCAL YEAR 2022**

REVISED: 11/9/2020 11:38:01 AM

Education - General Education Programs (202-00)

Name of Agency

Note: All expenditures recorded on this form must be totaled and said total must agree with the out-of-state travel amount indicated for FY 2020 on Form Mbr-1, line 1.A.2.b.

Employee's Name	Destination	Purpose	Travel Cost	Funding Source
HARRIS LADEWAYNE	WASHINGTON, D.C.	NATIONAL ASSOC. FOR THE EDU. OF HOMELESS CHILDREN	231	5320100000
HARRIS LADEWAYNE	WASHINGTON, D.C.	NATIONAL ASSOC. FOR THE EDU. OF HOMELESS CHILDREN	256	5320100000
HARRIS LADEWAYNE	ARLINGTON VA	2020 ANNUAL STATE COORDINTORS MEETING	276	5320100000
HARRIS LADEWAYNE	ARLINGTON VA	2020 ANNUAL STATE COORDINTORS MEETING	834	5320100000
HARRIS LADEWAYNE	WASHINGTON, D.C.	NATIONAL ASSOC. FOR THE EDU. OF HOMELESS CHILDREN	955	5320100000
HARRIS LADEWAYNE	ARLINGTON VA	2020 ANNUAL STATE COORDINTORS MEETING	(1,253)	5320100000
HARRIS LADEWAYNE	WASHINGTON, D.C.	NATIONAL ASSOC. FOR THE EDU. OF HOMELESS CHILDREN	(1,185)	5320100000
HARRIS LADEWAYNE	WASHINGTON, D.C.	NATIONAL ASSOC. FOR THE EDU. OF HOMELESS CHILDREN	1,185	5320100000
HARRIS LADEWAYNE	ARLINGTON VA	2020 ANNUAL STATE COORDINTORS MEETING	1,253	5320100000
HIRSCH SUZANNE	NEW ORLEANS, LA	AMERICAN ASSOCIATON OF SCHOOL PERSONNEL ADMINS	52	2220100000
HIRSCH SUZANNE	JACKSONVILLE, FL	ARTS SCHOOL NETWORK CONFERENCE	73	2220100000
HIRSCH SUZANNE	NEW ORLEANS, LA	AMERICAN ASSOCIATON OF SCHOOL PERSONNEL ADMINS	84	2220100000
HIRSCH SUZANNE	JACKSONVILLE, FL	ARTS SCHOOL NETWORK CONFERENCE	116	2220100000
HIRSCH SUZANNE	JACKSONVILLE, FL	ARTS SCHOOL NETWORK CONFERENCE	168	2220100000
HIRSCH SUZANNE	JACKSONVILLE, FL	ARTS SCHOOL NETWORK CONFERENCE	630	2220100000
HURT SHUWANA S.	NASHVILLE, TN	2020 PARTNERS IN EDUCATION/PASSPORT TO THE FUTURE	21	5320100000
HURT SHUWANA S.	NASHVILLE, TN	2020 PARTNERS IN EDUCATION/PASSPORT TO THE FUTURE	81	5320100000
HURT SHUWANA S.	NASHVILLE, TN	2020 PARTNERS IN EDUCATION/PASSPORT TO THE FUTURE	168	5320100000
HURT SHUWANA S.	NASHVILLE, TN	2020 PARTNERS IN EDUCATION/PASSPORT TO THE FUTURE	930	5320100000
JACKSON MARIEA B	WASHINGTON, DC	2019 NCES STATS-DC DATA CONFERENCE	23	5320100000
JACKSON MARIEA B	WASHINGTON, DC	2019 NCES STATS-DC DATA CONFERENCE	200	5320100000
JACKSON MARIEA B	WASHINGTON, DC	2019 NCES STATS-DC DATA CONFERENCE	224	5320100000

**OUT-OF-STATE TRAVEL
FISCAL YEAR 2022**

REVISED: 11/9/2020 11:38:01 AM

Education - General Education Programs (202-00)

Name of Agency

Note: All expenditures recorded on this form must be totaled and said total must agree with the out-of-state travel amount indicated for FY 2020 on Form Mbr-1, line 1.A.2.b.

Employee's Name	Destination	Purpose	Travel Cost	Funding Source
JACKSON MARIEA B	WASHINGTON, DC	2019 NCES STATS-DC DATA CONFERENCE	617	5320100000
JACKSON MARIEA B	WASHINGTON, DC	2019 NCES STATS-DC DATA CONFERENCE	(1,200)	5320100000
JACKSON MARIEA B	WASHINGTON, DC	2019 NCES STATS-DC DATA CONFERENCE	1,200	5320100000
JACKSON MARIEA B	WASHINGTON, DC	2019 NCES STATS-DC DATA CONFERENCE	136	5320100000
JACKSON SHANIKA	WASHINGTON, DC	21ST CCLC SUMMER SYMPOSIUM	32	5320100000
JACKSON SHANIKA	ORLANDA FLORIDA	BEYOND SCHOOL HOURS NATIONAL EDUCATION CONFERENCE	33	5320100000
JACKSON SHANIKA	ORLANDA FLORIDA	BEYOND SCHOOL HOURS NATIONAL EDUCATION CONFERENCE	104	5320100000
JACKSON SHANIKA	WASHINGTON, DC	21ST CCLC SUMMER SYMPOSIUM	160	5320100000
JACKSON SHANIKA	WASHINGTON, DC	21ST CCLC SUMMER SYMPOSIUM	224	5320100000
JACKSON SHANIKA	ORLANDA FLORIDA	BEYOND SCHOOL HOURS NATIONAL EDUCATION CONFERENCE	226	5320100000
JACKSON SHANIKA	WASHINGTON, DC	21ST CCLC SUMMER SYMPOSIUM	617	5320100000
JACKSON SHANIKA	ORLANDA FLORIDA	BEYOND SCHOOL HOURS NATIONAL EDUCATION CONFERENCE	1,030	5320100000
JACKSON SHANIKA	ORLANDA FLORIDA	BEYOND SCHOOL HOURS NATIONAL EDUCATION CONFERENCE	(1,180)	5320100000
JACKSON SHANIKA	WASHINGTON, DC	21ST CCLC SUMMER SYMPOSIUM	(620)	5320100000
JACKSON SHANIKA	WASHINGTON, DC	21ST CCLC SUMMER SYMPOSIUM	620	5320100000
JACKSON SHANIKA	ORLANDA FLORIDA	BEYOND SCHOOL HOURS NATIONAL EDUCATION CONFERENCE	1,180	5320100000
JOHNSON LETITIA S	WASHINGTON, DC	NCES STATS DATA CONFERENCE	21	3320200000
JOHNSON LETITIA S	WASHINGTON, DC	NCES STATS DATA CONFERENCE	186	3320200000
JOHNSON LETITIA S	WASHINGTON, DC	NCES STATS DATA CONFERENCE	224	3320200000
JOHNSON LETITIA S	WASHINGTON, DC	NCES STATS DATA CONFERENCE	617	3320200000
JOHNSON LETITIA S	WASHINGTON, DC	NCES STATS DATA CONFERENCE	(1,000)	3320200000
JOHNSON LETITIA S	WASHINGTON, DC	NCES STATS DATA CONFERENCE	1,000	3320200000
KELLY JOHN R	OMAHA, NE	NASBE 2019 ANNUAL CONFERENCE	12	2220100000
KERSH TONI YVETTE	CHARLOTTE, NC	NATIONAL LESSONS LEARNED CONFERENCE FOR K-12	4	2220100000

**OUT-OF-STATE TRAVEL
FISCAL YEAR 2022**

REVISED: 11/9/2020 11:38:01 AM

Education - General Education Programs (202-00)

Name of Agency

Note: All expenditures recorded on this form must be totaled and said total must agree with the out-of-state travel amount indicated for FY 2020 on Form Mbr-1, line 1.A.2.b.

Employee's Name	Destination	Purpose	Travel Cost	Funding Source
KERSH TONI YVETTE	CHARLOTTE, NC	NATIONAL LESSONS LEARNED CONFERENCE FOR K-12	60	2220100000
KERSH TONI YVETTE	CHARLOTTE, NC	NATIONAL LESSONS LEARNED CONFERENCE FOR K-12	183	2220100000
KERSH TONI YVETTE	CHARLOTTE, NC	NATIONAL LESSONS LEARNED CONFERENCE FOR K-12	723	2220100000
KIMBRELL AL	RICHMOND, VA	2019 NATIONAL THREAT ASSESSMENT CONFERENCE	24	5320100000
KIMBRELL AL	RICHMOND, VA	2019 NATIONAL THREAT ASSESSMENT CONFERENCE	83	5320100000
KIMBRELL AL	RICHMOND, VA	2019 NATIONAL THREAT ASSESSMENT CONFERENCE	142	5320100000
KIMBRELL AL	RICHMOND, VA	2019 NATIONAL THREAT ASSESSMENT CONFERENCE	489	5320100000
KOESTLER GINGER	PHOENIX, AZ	NATIONAL CENTER FOR SYSTEMIC IMPROVEMENT	16	5320100000
KOESTLER GINGER	CHICAGO, IL	CASEL	17	5320100000
KOESTLER GINGER	NEW ORLEANS, LA	PLAIN TALK ABOUT LITERACY & LEARNING	57	5320100000
KOESTLER GINGER	PHOENIX, AZ	NATIONAL CENTER FOR SYSTEMIC IMPROVEMENT	105	5320100000
KOESTLER GINGER	CHICAGO, IL	CASEL	150	5320100000
KOESTLER GINGER	PHOENIX, AZ	NATIONAL CENTER FOR SYSTEMIC IMPROVEMENT	168	5320100000
KOESTLER GINGER	CHICAGO, IL	CASEL	168	5320100000
KOESTLER GINGER	NEW ORLEANS, LA	PLAIN TALK ABOUT LITERACY & LEARNING	211	5320100000
KOESTLER GINGER	PHOENIX, AZ	NATIONAL CENTER FOR SYSTEMIC IMPROVEMENT	329	5320100000
KOESTLER GINGER	CHICAGO, IL	CASEL	681	5320100000
KOESTLER GINGER	NEW ORLEANS, LA	PLAIN TALK ABOUT LITERACY & LEARNING	748	5320100000
KOESTLER GINGER	NEW ORLEANS, LA	PLAIN TALK ABOUT LITERACY & LEARNING	(860)	5320100000
KOESTLER GINGER	PHOENIX, AZ	NATIONAL CENTER FOR SYSTEMIC IMPROVEMENT	(600)	5320100000
KOESTLER GINGER	PHOENIX, AZ	NATIONAL CENTER FOR SYSTEMIC IMPROVEMENT	600	5320100000
KOESTLER GINGER	NEW ORLEANS, LA	PLAIN TALK ABOUT LITERACY & LEARNING	860	5320100000
KRAMAN JOHN	NEW ORLEANS, LA	QUESTAR CLIENT MEETING	18	2220100000
KRAMAN JOHN	SAN DIEGO, CA	NATIONAL SUMMIT ON EDUCATION REFORM 2019	22	2220100000
KRAMAN JOHN	MINNEAPOLIS, MN	QUESTAR MULTI-STATE DISCUSSION	22	2220100000

**OUT-OF-STATE TRAVEL
FISCAL YEAR 2022**

REVISED: 11/9/2020 11:38:01 AM

Education - General Education Programs (202-00)

Name of Agency

Note: All expenditures recorded on this form must be totaled and said total must agree with the out-of-state travel amount indicated for FY 2020 on Form Mbr-1, line 1.A.2.b.

Employee's Name	Destination	Purpose	Travel Cost	Funding Source
KRAMAN JOHN	CAMBRIDGE, MA	HARVARD STRATEGIC DATA FELLOWSHIP ORIENTATION	22	2220100000
KRAMAN JOHN	SAN DIEGO, CA	NATIONAL SUMMIT ON EDUCATION REFORM 2019	41	2220100000
KRAMAN JOHN	MINNEAPOLIS, MN	QUESTAR MULTI-STATE DISCUSSION	49	2220100000
KRAMAN JOHN	CAMBRIDGE, MA	HARVARD STRATEGIC DATA FELLOWSHIP ORIENTATION	75	2220100000
KRAMAN JOHN	NEW ORLEANS, LA	QUESTAR CLIENT MEETING	78	2220100000
KRAMAN JOHN	MINNEAPOLIS, MN	QUESTAR MULTI-STATE DISCUSSION	84	2220100000
KRAMAN JOHN	CAMBRIDGE, MA	HARVARD STRATEGIC DATA FELLOWSHIP ORIENTATION	102	2220100000
KRAMAN JOHN	SAN DIEGO, CA	NATIONAL SUMMIT ON EDUCATION REFORM 2019	110	2220100000
KRAMAN JOHN	MINNEAPOLIS, MN	QUESTAR MULTI-STATE DISCUSSION	180	2220100000
KRAMAN JOHN	SAN DIEGO, CA	NATIONAL SUMMIT ON EDUCATION REFORM 2019	629	2220100000
KRAMAN JOHN	SAN DIEGO, CA	NATIONAL SUMMIT ON EDUCATION REFORM 2019	(1,000)	2220100000
KRAMAN JOHN	SAN DIEGO, CA	NATIONAL SUMMIT ON EDUCATION REFORM 2019	1,000	2220100000
KRAMAN JOHN	SAN DIEGO, CA	NATIONAL SUMMIT ON EDUCATION REFORM 2019	198	2220100000
KRAMAN JOHN	WASHINGTON, DC	NCES STATS DATA CONFERENCE	22	3320200000
KRAMAN JOHN	WASHINGTON, DC	NCES STATS DATA CONFERENCE	46	3320200000
KRAMAN JOHN	WASHINGTON, DC	NCES STATS DATA CONFERENCE	332	3320200000
KRAMAN JOHN	WASHINGTON, DC	NCES STATS DATA CONFERENCE	1,029	3320200000
KRAMAN JOHN	WASHINGTON, DC	NCES STATS DATA CONFERENCE	(1,000)	3320200000
KRAMAN JOHN	WASHINGTON, DC	NCES STATS DATA CONFERENCE	1,000	3320200000
LANEY TERESA	PHOENIX, AZ	NATIONAL CENTER FOR SYSTEMIC IMPROVEMENT	14	5320100000
LANEY TERESA	CHICAGO,IL/ARLINGTON, VA	SPEECH & HEARING/OSEP CONFERENCES	22	5320100000
LANEY TERESA	ORLANDO, FL	STATE ED. AGENCIES COMM. DISABILITIES COUNCIL	37	5320100000
LANEY TERESA	PHOENIX, AZ	NATIONAL CENTER FOR SYSTEMIC IMPROVEMENT	86	5320100000
LANEY TERESA	PHOENIX, AZ	NATIONAL CENTER FOR SYSTEMIC IMPROVEMENT	122	5320100000
LANEY TERESA	ORLANDO, FL	STATE ED. AGENCIES COMM. DISABILITIES COUNCIL	322	5320100000

**OUT-OF-STATE TRAVEL
FISCAL YEAR 2022**

REVISED: 11/9/2020 11:38:01 AM

Education - General Education Programs (202-00)

Name of Agency

Note: All expenditures recorded on this form must be totaled and said total must agree with the out-of-state travel amount indicated for FY 2020 on Form Mbr-1, line 1.A.2.b.

Employee's Name	Destination	Purpose	Travel Cost	Funding Source
LANEY TERESA	PHOENIX, AZ	NATIONAL CENTER FOR SYSTEMIC IMPROVEMENT	329	5320100000
LANEY TERESA	CHICAGO,IL/ARLINGTON, VA	SPEECH & HEARING/OSEP CONFERENCES	352	5320100000
LANEY TERESA	ORLANDO, FL	STATE ED. AGENCIES COMM. DISABILITIES COUNCIL	830	5320100000
LANEY TERESA	CHICAGO,IL/ARLINGTON, VA	SPEECH & HEARING/OSEP CONFERENCES	853	5320100000
LANEY TERESA	CHICAGO,IL/ARLINGTON, VA	SPEECH & HEARING/OSEP CONFERENCES	1,264	5320100000
LANEY TERESA	ORLANDO, FL	STATE ED. AGENCIES COMM. DISABILITIES COUNCIL	1,276	5320100000
LANEY TERESA	ORLANDO, FL	STATE ED. AGENCIES COMM. DISABILITIES COUNCIL	(1,000)	5320100000
LANEY TERESA	PHOENIX, AZ	NATIONAL CENTER FOR SYSTEMIC IMPROVEMENT	(500)	5320100000
LANEY TERESA	PHOENIX, AZ	NATIONAL CENTER FOR SYSTEMIC IMPROVEMENT	500	5320100000
LANEY TERESA	ORLANDO, FL	STATE ED. AGENCIES COMM. DISABILITIES COUNCIL	1,000	5320100000
LEMONIS ROBIN	ARLINGTON, VA	2019 OSEP LEADERSHIP CONFERENCE	(802)	5320100000
LEMONIS ROBIN	ARLINGTON, VA	2019 OSEP LEADERSHIP CONFERENCE	802	5320100000
LEMONIS ROBIN	ARLINGTON, VA	2019 OSEP LEADERSHIP CONFERENCE	802	5320100000
LEMONIS ROBIN	SALT LAKE CITY, UT	UTAH DEPARTMENT OF SPECIAL EDUCATION MEETING	13	5320100000
LEMONIS ROBIN	LOUISVILLE, KY	NASDSE CONFERENCE	13	5320100000
LEMONIS ROBIN	SALT LAKE CITY, UT	UTAH DEPARTMENT OF SPECIAL EDUCATION MEETING	60	5320100000
LEMONIS ROBIN	LOUISVILLE, KY	NASDSE CONFERENCE	92	5320100000
LEMONIS ROBIN	PORTLAND, OREGON	2020 COUNCIL FOR EXCEPTIONAL CHILD SPED NAT'L	99	5320100000
LEMONIS ROBIN	SALT LAKE CITY, UT	UTAH DEPARTMENT OF SPECIAL EDUCATION MEETING	152	5320100000
LEMONIS ROBIN	LOUISVILLE, KY	NASDSE CONFERENCE	172	5320100000
LEMONIS ROBIN	PORTLAND, OREGON	2020 COUNCIL FOR EXCEPTIONAL CHILD SPED NAT'L	203	5320100000
LEMONIS ROBIN	LOUISVILLE, KY	NASDSE CONFERENCE	627	5320100000
LEMONIS ROBIN	SALT LAKE CITY, UT	UTAH DEPARTMENT OF SPECIAL EDUCATION MEETING	790	5320100000
LEMONIS ROBIN	PORTLAND, OREGON	2020 COUNCIL FOR EXCEPTIONAL CHILD SPED NAT'L	1,010	5320100000
LEMONIS ROBIN	PORTLAND, OREGON	2020 COUNCIL FOR EXCEPTIONAL CHILD SPED NAT'L	(1,300)	5320100000

**OUT-OF-STATE TRAVEL
FISCAL YEAR 2022**

REVISED: 11/9/2020 11:38:01 AM

Education - General Education Programs (202-00)

Name of Agency

Note: All expenditures recorded on this form must be totaled and said total must agree with the out-of-state travel amount indicated for FY 2020 on Form Mbr-1, line 1.A.2.b.

Employee's Name	Destination	Purpose	Travel Cost	Funding Source
LEMONIS ROBIN	SALT LAKE CITY, UT	UTAH DEPARTMENT OF SPECIAL EDUCATION MEETING	(958)	5320100000
LEMONIS ROBIN	CHICAGO, IL	2019 SOCIAL AND EMOTIONAL LEARNING EXCHANGE	(580)	5320100000
LEMONIS ROBIN	CHICAGO, IL	2019 SOCIAL AND EMOTIONAL LEARNING EXCHANGE	580	5320100000
LEMONIS ROBIN	SALT LAKE CITY, UT	UTAH DEPARTMENT OF SPECIAL EDUCATION MEETING	958	5320100000
LEMONIS ROBIN	PORTLAND, OREGON	2020 COUNCIL FOR EXCEPTIONAL CHILD SPED NAT'L	1,300	5320100000
LEMONIS ROBIN	CHICAGO, IL	2019 SOCIAL AND EMOTIONAL LEARNING EXCHANGE	580	5320100000
LI YAN	EVANSTON, IL	2019 CLUSTER-RANDOMIZED TRIALS SUMMER TRAINING	3	5320100000
LI YAN	EVANSTON, IL	2019 CLUSTER-RANDOMIZED TRIALS SUMMER TRAINING	282	5320100000
LI YAN	EVANSTON, IL	2019 CLUSTER-RANDOMIZED TRIALS SUMMER TRAINING	728	5320100000
LI YAN	WASHINGTON, D.C.	RESULTS FOR AMERICA SUMMIT & STATE ED. CONVENING	18	2220100000
LI YAN	WASHINGTON, D.C.	RESULTS FOR AMERICA STATE EDUCATION FELLOWS	30	2220100000
LI YAN	WASHINGTON, D.C.	RESULTS FOR AMERICA SUMMIT & STATE ED. CONVENING	78	2220100000
LI YAN	WASHINGTON, D.C.	RESULTS FOR AMERICA STATE EDUCATION FELLOWS	137	2220100000
LI YAN	WASHINGTON, DC	NCES STATS DATA CONFERENCE	6	3320200000
LI YAN	WASHINGTON, DC	NCES STATS DATA CONFERENCE	216	3320200000
LI YAN	WASHINGTON, DC	NCES STATS DATA CONFERENCE	224	3320200000
LI YAN	WASHINGTON, DC	NCES STATS DATA CONFERENCE	617	3320200000
LIEB BRYAN P	MIAMI, FL	2019 ID & RECRUITMENT FORUM	75	5320100000
LIEB BRYAN P	WASHINGTON, DC	2019 PRIVATE SCHOOL/OMBUDSMAN CONFERENCE	103	5320100000
LIEB BRYAN P	WASHINGTON, D.C	2020 U.S. DEPT OF ED MIGRANT ED PROGRAM MEETING	108	5320100000
LIEB BRYAN P	MIAMI, FL	2019 ID & RECRUITMENT FORUM	123	5320100000
LIEB BRYAN P	MIAMI, FL	2019 ID & RECRUITMENT FORUM	200	5320100000
LIEB BRYAN P	WASHINGTON, DC	2019 PRIVATE SCHOOL/OMBUDSMAN CONFERENCE	224	5320100000
LIEB BRYAN P	WASHINGTON, D.C	2020 U.S. DEPT OF ED MIGRANT ED PROGRAM MEETING	280	5320100000
LIEB BRYAN P	MIAMI, FL	2019 ID & RECRUITMENT FORUM	523	5320100000

**OUT-OF-STATE TRAVEL
FISCAL YEAR 2022**

REVISED: 11/9/2020 11:38:01 AM

Education - General Education Programs (202-00)

Name of Agency

Note: All expenditures recorded on this form must be totaled and said total must agree with the out-of-state travel amount indicated for FY 2020 on Form Mbr-1, line 1.A.2.b.

Employee's Name	Destination	Purpose	Travel Cost	Funding Source
LIEB BRYAN P	WASHINGTON, DC	2019 PRIVATE SCHOOL/OMBUDSMAN CONFERENCE	866	5320100000
LIEB BRYAN P	WASHINGTON, D.C	2020 U.S. DEPT OF ED MIGRANT ED PROGRAM MEETING	1,177	5320100000
LOFLIN BETH G	ATLANTA, GA	2020 NATIONAL EDUCATION LEADERS' WORKSHOP	20	2220100000
LOFLIN BETH G	ATLANTA, GA	2020 NATIONAL EDUCATION LEADERS' WORKSHOP	158	2220100000
LOFLIN BETH G	ATLANTA, GA	2020 NATIONAL EDUCATION LEADERS' WORKSHOP	215	2220100000
LOFLIN BETH G	ATLANTA, GA	2020 NATIONAL EDUCATION LEADERS' WORKSHOP	485	2220100000
LOFLIN BETH G	ATLANTA, GA	2020 NATIONAL EDUCATION LEADERS' WORKSHOP	562	2220100000
LOFLIN BETH G	CHICAGO, IL	NATIONAL CTR FOR TEACHER RESIDENCIES-INSTITUTE III	20	5320200000
LOFLIN BETH G	CHICAGO, IL	NATIONAL CTR FOR TEACHER RESIDENCIES-INSTITUTE III	209	5320200000
LOFLIN BETH G	CHICAGO, IL	NATIONAL CTR FOR TEACHER RESIDENCIES-INSTITUTE III	258	5320200000
LOFLIN BETH G	CHICAGO, IL	NATIONAL CTR FOR TEACHER RESIDENCIES-INSTITUTE III	440	5320200000
LOFLIN BETH G	CHICAGO, IL	NATIONAL CENTER FOR TEACHER RESIDENCIES	20	3321300000
LOFLIN BETH G	SEATTLE, WA	NATIONAL CENTER FOR TEACHER RESIDENCIES	20	3321300000
LOFLIN BETH G	SEATTLE, WA	NATIONAL CENTER FOR TEACHER RESIDENCIES	161	3321300000
LOFLIN BETH G	SEATTLE, WA	NATIONAL CENTER FOR TEACHER RESIDENCIES	165	3321300000
LOFLIN BETH G	CHICAGO, IL	NATIONAL CENTER FOR TEACHER RESIDENCIES	183	3321300000
LOFLIN BETH G	CHICAGO, IL	NATIONAL CENTER FOR TEACHER RESIDENCIES	223	3321300000
LOFLIN BETH G	CHICAGO, IL	NATIONAL CENTER FOR TEACHER RESIDENCIES	561	3321300000
LOFLIN BETH G	SEATTLE, WA	NATIONAL CENTER FOR TEACHER RESIDENCIES	782	3321300000
LOGAN GAY W	ARLINGTON, VA	2019 USDA/STATE AGENCY MEETING	13	5320100000
LOGAN GAY W	ARLINGTON, VA	2019 USDA/STATE AGENCY MEETING	87	5320100000
LOGAN GAY W	ARLINGTON, VA	2019 USDA/STATE AGENCY MEETING	263	5320100000
LOGAN GAY W	ARLINGTON, VA	2019 USDA/STATE AGENCY MEETING	771	5320100000

**OUT-OF-STATE TRAVEL
FISCAL YEAR 2022**

REVISED: 11/9/2020 11:38:01 AM

Education - General Education Programs (202-00)

Name of Agency

Note: All expenditures recorded on this form must be totaled and said total must agree with the out-of-state travel amount indicated for FY 2020 on Form Mbr-1, line 1.A.2.b.

Employee's Name	Destination	Purpose	Travel Cost	Funding Source
LOGAN GAY W	ARLINGTON, VA	2019 USDA/STATE AGENCY MEETING	(771)	5320100000
LOGAN GAY W	ARLINGTON, VA	2019 USDA/STATE AGENCY MEETING	771	5320100000
MABRY JERRIKA L	LOUISVILLE, KY	NATIONAL CENTER FOR FAMILIES LEARNING	23	5320100000
MABRY JERRIKA L	LOUISVILLE, KY	NATIONAL CENTER FOR FAMILIES LEARNING	127	5320100000
MABRY JERRIKA L	LOUISVILLE, KY	NATIONAL CENTER FOR FAMILIES LEARNING	224	5320100000
MABRY JERRIKA L	LOUISVILLE, KY	NATIONAL CENTER FOR FAMILIES LEARNING	1,031	5320100000
MABRY JERRIKA L	LOUISVILLE, KY	NATIONAL CENTER FOR FAMILIES LEARNING	(1,200)	5320100000
MABRY JERRIKA L	LOUISVILLE, KY	NATIONAL CENTER FOR FAMILIES LEARNING	1,200	5320100000
MARTIN MICHAEL C	MIAMI, FL	8TH ANNUAL CONFERENCE ON TEST SECURITY MEETING	159	5320100000
MARTIN MICHAEL C	MIAMI, FL	8TH ANNUAL CONFERENCE ON TEST SECURITY MEETING	209	5320100000
MARTIN MICHAEL C	MIAMI, FL	8TH ANNUAL CONFERENCE ON TEST SECURITY MEETING	675	5320100000
MASON TINA	AUSTIN, TX	SLDS WORKSHOP-DATA POLICIES AND PROCEDURES	13	5320100000
MASON TINA	AUSTIN, TX	SLDS WORKSHOP-DATA POLICIES AND PROCEDURES	41	5320100000
MASON TINA	AUSTIN, TX	SLDS WORKSHOP-DATA POLICIES AND PROCEDURES	102	5320100000
MASON TINA	AUSTIN, TX	SLDS WORKSHOP-DATA POLICIES AND PROCEDURES	168	5320100000
MCGAIRTY BRIAN ALAN	SAN ANTONIO, TX	NASDTEC 23RD PROFESSIONAL PRACTICES INSTITUTE	5	2220100000
MCGAIRTY BRIAN ALAN	DALLAS, TX	CRIMES AGAINST CHILDREN CONFERENCE	5	2220100000
MCGAIRTY BRIAN ALAN	MONTGOMERY, AL	EDUCATOR LICENSURE/EDUCATOR MISCONDUCT LEARNING VI	34	2220100000
MCGAIRTY BRIAN ALAN	MONTGOMERY, AL	EDUCATOR LICENSURE/EDUCATOR MISCONDUCT LEARNING VI	68	2220100000
MCGAIRTY BRIAN ALAN	MONTGOMERY, AL	EDUCATOR LICENSURE/EDUCATOR MISCONDUCT LEARNING VI	110	2220100000
MCGAIRTY BRIAN ALAN	DALLAS, TX	CRIMES AGAINST CHILDREN CONFERENCE	143	2220100000
MCGAIRTY BRIAN ALAN	SAN ANTONIO, TX	NASDTEC 23RD PROFESSIONAL PRACTICES INSTITUTE	162	2220100000

**OUT-OF-STATE TRAVEL
FISCAL YEAR 2022**

REVISED: 11/9/2020 11:38:01 AM

Education - General Education Programs (202-00)

Name of Agency

Note: All expenditures recorded on this form must be totaled and said total must agree with the out-of-state travel amount indicated for FY 2020 on Form Mbr-1, line 1.A.2.b.

Employee's Name	Destination	Purpose	Travel Cost	Funding Source
MCGAIRTY BRIAN ALAN	SAN ANTONIO, TX	NASDTEC 23RD PROFESSIONAL PRACTICES INSTITUTE	166	2220100000
MCGAIRTY BRIAN ALAN	DALLAS, TX	CRIMES AGAINST CHILDREN CONFERENCE	174	2220100000
MCGAIRTY BRIAN ALAN	SAN ANTONIO, TX	NASDTEC 23RD PROFESSIONAL PRACTICES INSTITUTE	564	2220100000
MCGAIRTY BRIAN ALAN	DALLAS, TX	CRIMES AGAINST CHILDREN CONFERENCE	676	2220100000
MCGAIRTY BRIAN ALAN	DALLAS, TX	CRIMES AGAINST CHILDREN CONFERENCE	(1,054)	2220100000
MCGAIRTY BRIAN ALAN	SAN ANTONIO, TX	NASDTEC 23RD PROFESSIONAL PRACTICES INSTITUTE	(942)	2220100000
MCGAIRTY BRIAN ALAN	SAN ANTONIO, TX	NASDTEC 23RD PROFESSIONAL PRACTICES INSTITUTE	942	2220100000
MCGAIRTY BRIAN ALAN	DALLAS, TX	CRIMES AGAINST CHILDREN CONFERENCE	1,054	2220100000
MCGAIRTY BRIAN ALAN	SAN ANTONIO, TX	NASDTEC 23RD PROFESSIONAL PRACTICES INSTITUTE	45	2220100000
MCGAIRTY BRIAN ALAN	DALLAS, TX	CRIMES AGAINST CHILDREN CONFERENCE	56	2220100000
MCGEE AISHA	WASHINGTON,D.C	21ST CCLC STATE COORDINATORS MEETING	29	5320100000
MCGEE AISHA	ORLANDA FLORIDA	BEYOND SCHOOL HOURS NATIONAL EDUCATION CONFERENCE	29	5320100000
MCGEE AISHA	WASHINGTON, DC	21ST CCLC SUMMER SYMPOSIUM	30	5320100000
MCGEE AISHA	WASHINGTON,D.C	21ST CCLC STATE COORDINATORS MEETING	99	5320100000
MCGEE AISHA	ORLANDA FLORIDA	BEYOND SCHOOL HOURS NATIONAL EDUCATION CONFERENCE	101	5320100000
MCGEE AISHA	WASHINGTON, DC	21ST CCLC SUMMER SYMPOSIUM	147	5320100000
MCGEE AISHA	WASHINGTON,D.C	21ST CCLC STATE COORDINATORS MEETING	147	5320100000
MCGEE AISHA	ORLANDA FLORIDA	BEYOND SCHOOL HOURS NATIONAL EDUCATION CONFERENCE	209	5320100000
MCGEE AISHA	WASHINGTON, DC	21ST CCLC SUMMER SYMPOSIUM	215	5320100000
MCGEE AISHA	WASHINGTON,D.C	21ST CCLC STATE COORDINATORS MEETING	423	5320100000
MCGEE AISHA	WASHINGTON, DC	21ST CCLC SUMMER SYMPOSIUM	617	5320100000
MCGEE AISHA	ORLANDA FLORIDA	BEYOND SCHOOL HOURS NATIONAL EDUCATION CONFERENCE	1,030	5320100000
MCGEE AISHA	ORLANDA FLORIDA	BEYOND SCHOOL HOURS NATIONAL EDUCATION CONFERENCE	(1,181)	5320100000

**OUT-OF-STATE TRAVEL
FISCAL YEAR 2022**

REVISED: 11/9/2020 11:38:01 AM

Education - General Education Programs (202-00)

Name of Agency

Note: All expenditures recorded on this form must be totaled and said total must agree with the out-of-state travel amount indicated for FY 2020 on Form Mbr-1, line 1.A.2.b.

Employee's Name	Destination	Purpose	Travel Cost	Funding Source
MCGEE AISHA	WASHINGTON, DC	21ST CCLC SUMMER SYMPOSIUM	(620)	5320100000
MCGEE AISHA	WASHINGTON,D.C	21ST CCLC STATE COORDINATORS MEETING	(423)	5320100000
MCGEE AISHA	WASHINGTON,D.C	21ST CCLC STATE COORDINATORS MEETING	423	5320100000
MCGEE AISHA	WASHINGTON, DC	21ST CCLC SUMMER SYMPOSIUM	620	5320100000
MCGEE AISHA	ORLANDA FLORIDA	BEYOND SCHOOL HOURS NATIONAL EDUCATION CONFERENCE	1,181	5320100000
MINTON DAVID CHRISTOPHER	SEATTLE, WASHINGTON	36TH ANNUAL PACIFIC NORTHWEST INSTITUTE ON SPED	10	5320100000
MINTON DAVID CHRISTOPHER	NEW ORLEANS, LA	BRUSTEIN & MANASEVIT, PLLC ATTORNEYS AT LAW	155	5320100000
MINTON DAVID CHRISTOPHER	NEW ORLEANS, LA	BRUSTEIN & MANASEVIT, PLLC ATTORNEYS AT LAW	170	5320100000
MINTON DAVID CHRISTOPHER	SEATTLE, WASHINGTON	36TH ANNUAL PACIFIC NORTHWEST INSTITUTE ON SPED	173	5320100000
MINTON DAVID CHRISTOPHER	SEATTLE, WASHINGTON	36TH ANNUAL PACIFIC NORTHWEST INSTITUTE ON SPED	179	5320100000
MINTON DAVID CHRISTOPHER	NEW ORLEANS, LA	BRUSTEIN & MANASEVIT, PLLC ATTORNEYS AT LAW	205	5320100000
MINTON DAVID CHRISTOPHER	NEW ORLEANS, LA	BRUSTEIN & MANASEVIT, PLLC ATTORNEYS AT LAW	467	5320100000
MINTON DAVID CHRISTOPHER	SEATTLE, WASHINGTON	36TH ANNUAL PACIFIC NORTHWEST INSTITUTE ON SPED	484	5320100000
MINTON DAVID CHRISTOPHER	SEATTLE, WASHINGTON	36TH ANNUAL PACIFIC NORTHWEST INSTITUTE ON SPED	(1,000)	5320100000
MINTON DAVID CHRISTOPHER	NEW ORLEANS, LA	BRUSTEIN & MANASEVIT, PLLC ATTORNEYS AT LAW	(500)	5320100000
MINTON DAVID CHRISTOPHER	NEW ORLEANS, LA	BRUSTEIN & MANASEVIT, PLLC ATTORNEYS AT LAW	500	5320100000
MINTON DAVID CHRISTOPHER	SEATTLE, WASHINGTON	36TH ANNUAL PACIFIC NORTHWEST INSTITUTE ON SPED	1,000	5320100000
MINTON DAVID CHRISTOPHER	SEATTLE, WASHINGTON	36TH ANNUAL PACIFIC NORTHWEST INSTITUTE ON SPED	154	5320100000
MOSS PHELTON C	RESTON, VA	EDUCATORS OF COLOR CONVENING	64	3321300000
MOSS PHELTON C	WASHINGTON, DC	HANDBOOK ON TEACHERS OF COLOR SYMPOSIUM	14	5320100000
MOSS PHELTON C	WASHINGTON, DC	HANDBOOK ON TEACHERS OF COLOR SYMPOSIUM	79	5320100000
MOSS PHELTON C	WASHINGTON, DC	HANDBOOK ON TEACHERS OF COLOR SYMPOSIUM	147	5320100000
MOSS PHELTON C	WASHINGTON, DC	HANDBOOK ON TEACHERS OF COLOR SYMPOSIUM	167	5320100000
MURPHY CORY MONDALE	GREENSBORO, NC	INSIGHT EDUCATION GROUP	35	5320200000

**OUT-OF-STATE TRAVEL
FISCAL YEAR 2022**

REVISED: 11/9/2020 11:38:01 AM

Education - General Education Programs (202-00)

Name of Agency

Note: All expenditures recorded on this form must be totaled and said total must agree with the out-of-state travel amount indicated for FY 2020 on Form Mbr-1, line 1.A.2.b.

Employee's Name	Destination	Purpose	Travel Cost	Funding Source
MURPHY CORY MONDALE	GREENSBORO, NC	INSIGHT EDUCATION GROUP	85	5320200000
MURPHY CORY MONDALE	GREENSBORO, NC	INSIGHT EDUCATION GROUP	91	5320200000
MURPHY CORY MONDALE	GREENSBORO, NC	INSIGHT EDUCATION GROUP	359	5320200000
MURPHY CORY MONDALE	MONTGOMERY, AL	EDUCATOR LICENSURE/EDUCATOR MISCONDUCT LEARNING VI	35	3320200000
MURPHY CORY MONDALE	MONTGOMERY, AL	EDUCATOR LICENSURE/EDUCATOR MISCONDUCT LEARNING VI	53	3320200000
MURPHY CORY MONDALE	MONTGOMERY, AL	EDUCATOR LICENSURE/EDUCATOR MISCONDUCT LEARNING VI	88	3320200000
MURPHY CORY MONDALE	MONTGOMERY, AL	EDUCATOR LICENSURE/EDUCATOR MISCONDUCT LEARNING VI	110	3320200000
NELSON JUDY KU	ATLANTA, GA	NATIONAL ESEA CONFERENCE	15	5320100000
NELSON JUDY KU	ARLINGTON, VA	2019 NAESPA SUMMER MEETING	15	5320100000
NELSON JUDY KU	ATLANTA, GA	NATIONAL ESEA CONFERENCE	81	5320100000
NELSON JUDY KU	ARLINGTON, VA	2019 NAESPA SUMMER MEETING	105	5320100000
NELSON JUDY KU	ARLINGTON, VA	2019 NAESPA SUMMER MEETING	267	5320100000
NELSON JUDY KU	ATLANTA, GA	NATIONAL ESEA CONFERENCE	272	5320100000
NELSON JUDY KU	ARLINGTON, VA	2019 NAESPA SUMMER MEETING	(424)	5320100000
NELSON JUDY KU	ARLINGTON, VA	2019 NAESPA SUMMER MEETING	424	5320100000
NELSON JUDY KU	ARLINGTON, VA	2019 NAESPA SUMMER MEETING	37	5320100000
NICHOLSON FARRAH LETISHA	LAS VEGAS NV	2020 NATIONAL ASSOC OF ENGLISH LEARNER PROGRAM	30	5320100000
NICHOLSON FARRAH LETISHA	MIAMI, FL	2019 ID & RECRUITMENT FORUM	30	5320100000
NICHOLSON FARRAH LETISHA	CLEARWATER, FL	MIRACORE/GOSOSY/IMEC MEETINGS	30	5320100000
NICHOLSON FARRAH LETISHA	LAS VEGAS NV	2020 NATIONAL ASSOC OF ENGLISH LEARNER PROGRAM	125	5320100000
NICHOLSON FARRAH LETISHA	MIAMI, FL	2019 ID & RECRUITMENT FORUM	207	5320100000
NICHOLSON FARRAH LETISHA	MIAMI, FL	2019 ID & RECRUITMENT FORUM	224	5320100000
NICHOLSON FARRAH LETISHA	LAS VEGAS NV	2020 NATIONAL ASSOC OF ENGLISH LEARNER PROGRAM	224	5320100000
NICHOLSON FARRAH LETISHA	CLEARWATER, FL	MIRACORE/GOSOSY/IMEC MEETINGS	302	5320100000

**OUT-OF-STATE TRAVEL
FISCAL YEAR 2022**

REVISED: 11/9/2020 11:38:01 AM

Education - General Education Programs (202-00)

Name of Agency

Note: All expenditures recorded on this form must be totaled and said total must agree with the out-of-state travel amount indicated for FY 2020 on Form Mbr-1, line 1.A.2.b.

Employee's Name	Destination	Purpose	Travel Cost	Funding Source
NICHOLSON FARRAH LETISHA	CLEARWATER, FL	MIRACORE/GOSOSY/IMEC MEETINGS	336	5320100000
NICHOLSON FARRAH LETISHA	MIAMI, FL	2019 ID & RECRUITMENT FORUM	440	5320100000
NICHOLSON FARRAH LETISHA	LAS VEGAS NV	2020 NATIONAL ASSOC OF ENGLISH LEARNER PROGRAM	476	5320100000
NICHOLSON FARRAH LETISHA	CLEARWATER, FL	MIRACORE/GOSOSY/IMEC MEETINGS	1,904	5320100000
NICHOLSON FARRAH LETISHA	CLEARWATER, FL	MIRACORE/GOSOSY/IMEC MEETINGS	(2,500)	5320100000
NICHOLSON FARRAH LETISHA	MIAMI, FL	2019 ID & RECRUITMENT FORUM	(1,100)	5320100000
NICHOLSON FARRAH LETISHA	LAS VEGAS NV	2020 NATIONAL ASSOC OF ENGLISH LEARNER PROGRAM	(924)	5320100000
NICHOLSON FARRAH LETISHA	LAS VEGAS NV	2020 NATIONAL ASSOC OF ENGLISH LEARNER PROGRAM	924	5320100000
NICHOLSON FARRAH LETISHA	MIAMI, FL	2019 ID & RECRUITMENT FORUM	1,100	5320100000
NICHOLSON FARRAH LETISHA	CLEARWATER, FL	MIRACORE/GOSOSY/IMEC MEETINGS	2,500	5320100000
NICHOLSON FARRAH LETISHA	LAS VEGAS NV	2020 NATIONAL ASSOC OF ENGLISH LEARNER PROGRAM	69	5320100000
NICHOLSON FARRAH LETISHA	MIAMI, FL	2019 ID & RECRUITMENT FORUM	199	5320100000
NORWOOD CHRISTOPHER	WASHINGTON, DC	21ST CCLC SUMMER SYMPOSIUM	8	5320100000
NORWOOD CHRISTOPHER	WASHINGTON,D.C	21ST CCLC STATE COORDINATORS MEETING	10	5320100000
NORWOOD CHRISTOPHER	ORLANDA FLORIDA	BEYOND SCHOOL HOURS NATIONAL EDUCATION CONFERENCE	10	5320100000
NORWOOD CHRISTOPHER	WASHINGTON,D.C	21ST CCLC STATE COORDINATORS MEETING	67	5320100000
NORWOOD CHRISTOPHER	WASHINGTON, DC	21ST CCLC SUMMER SYMPOSIUM	93	5320100000
NORWOOD CHRISTOPHER	ORLANDA FLORIDA	BEYOND SCHOOL HOURS NATIONAL EDUCATION CONFERENCE	108	5320100000
NORWOOD CHRISTOPHER	WASHINGTON,D.C	21ST CCLC STATE COORDINATORS MEETING	137	5320100000
NORWOOD CHRISTOPHER	ORLANDA FLORIDA	BEYOND SCHOOL HOURS NATIONAL EDUCATION CONFERENCE	196	5320100000
NORWOOD CHRISTOPHER	WASHINGTON, DC	21ST CCLC SUMMER SYMPOSIUM	202	5320100000
NORWOOD CHRISTOPHER	WASHINGTON,D.C	21ST CCLC STATE COORDINATORS MEETING	423	5320100000
NORWOOD CHRISTOPHER	WASHINGTON, DC	21ST CCLC SUMMER SYMPOSIUM	617	5320100000

**OUT-OF-STATE TRAVEL
FISCAL YEAR 2022**

REVISED: 11/9/2020 11:38:01 AM

Education - General Education Programs (202-00)

Name of Agency

Note: All expenditures recorded on this form must be totaled and said total must agree with the out-of-state travel amount indicated for FY 2020 on Form Mbr-1, line 1.A.2.b.

Employee's Name	Destination	Purpose	Travel Cost	Funding Source
NORWOOD CHRISTOPHER	ORLANDA FLORIDA	BEYOND SCHOOL HOURS NATIONAL EDUCATION CONFERENCE	940	5320100000
NORWOOD CHRISTOPHER	ORLANDA FLORIDA	BEYOND SCHOOL HOURS NATIONAL EDUCATION CONFERENCE	(1,181)	5320100000
NORWOOD CHRISTOPHER	WASHINGTON, DC	21ST CCLC SUMMER SYMPOSIUM	(537)	5320100000
NORWOOD CHRISTOPHER	WASHINGTON,D.C	21ST CCLC STATE COORDINATORS MEETING	(423)	5320100000
NORWOOD CHRISTOPHER	WASHINGTON,D.C	21ST CCLC STATE COORDINATORS MEETING	423	5320100000
NORWOOD CHRISTOPHER	WASHINGTON, DC	21ST CCLC SUMMER SYMPOSIUM	537	5320100000
NORWOOD CHRISTOPHER	ORLANDA FLORIDA	BEYOND SCHOOL HOURS NATIONAL EDUCATION CONFERENCE	1,181	5320100000
OAKLEY NATHAN	WASHINGTON DC	CCSSO LITERACY SUMMIT	13	2220100000
OAKLEY NATHAN	ATLANTA, GA	ANNUAL POLICY FORUM	19	2220100000
OAKLEY NATHAN	CHICAGO, IL	CCSSO SUMMER LEADERSHIP CONVENING 2019	37	2220100000
OAKLEY NATHAN	PORTSMOUTH, NH	2019 REIDY INTERACTIVE LECTURE SERIES	37	2220100000
OAKLEY NATHAN	CHICAGO, IL	CCSSO SUMMER LEADERSHIP CONVENING 2019	41	2220100000
OAKLEY NATHAN	PORTSMOUTH, NH	2019 REIDY INTERACTIVE LECTURE SERIES	48	2220100000
OAKLEY NATHAN	ATLANTA, GA	ANNUAL POLICY FORUM	55	2220100000
OAKLEY NATHAN	WASHINGTON DC	CCSSO LITERACY SUMMIT	60	2220100000
OAKLEY NATHAN	ATLANTA, GA	ANNUAL POLICY FORUM	79	2220100000
OAKLEY NATHAN	WASHINGTON DC	CCSSO LITERACY SUMMIT	81	2220100000
OAKLEY NATHAN	PORTSMOUTH, NH	2019 REIDY INTERACTIVE LECTURE SERIES	132	2220100000
OAKLEY NATHAN	CHICAGO, IL	CCSSO SUMMER LEADERSHIP CONVENING 2019	159	2220100000
OAKLEY NATHAN	WASHINGTON DC	CCSSO LITERACY SUMMIT	289	2220100000
OAKLEY NATHAN	PORTSMOUTH, NH	2019 REIDY INTERACTIVE LECTURE SERIES	581	2220100000
OAKLEY NATHAN	CHICAGO, IL	CCSSO SUMMER LEADERSHIP CONVENING 2019	585	2220100000
OAKLEY NATHAN	ATLANTA, GA	ANNUAL POLICY FORUM	643	2220100000
PATTERSON SHAKINNA	ATLANTA, GA	NATIONAL ESEA CONFERENCE	17	5320100000
PATTERSON SHAKINNA	ATLANTA, GA	NATIONAL ESEA CONFERENCE	264	5320100000
PATTERSON SHAKINNA	ATLANTA, GA	NATIONAL ESEA CONFERENCE	297	5320100000

**OUT-OF-STATE TRAVEL
FISCAL YEAR 2022**

REVISED: 11/9/2020 11:38:01 AM

Education - General Education Programs (202-00)

Name of Agency

Note: All expenditures recorded on this form must be totaled and said total must agree with the out-of-state travel amount indicated for FY 2020 on Form Mbr-1, line 1.A.2.b.

Employee's Name	Destination	Purpose	Travel Cost	Funding Source
PATTERSON SHAKINNA	ATLANTA, GA	NATIONAL ESEA CONFERENCE	787	5320100000
PATTERSON SHAKINNA	ATLANTA, GA	NATIONAL ESEA CONFERENCE	(1,011)	5320100000
PATTERSON SHAKINNA	ATLANTA, GA	NATIONAL ESEA CONFERENCE	1,011	5320100000
RANSBURG QUENTIN MAURICE	ATLANTA, GA	NATIONAL EDUCATION LEADERS' WORKSHOP	28	5320100000
RANSBURG QUENTIN MAURICE	COLORADO SPRINGS, CO	MIC3 2019 ANNUAL MEETING	29	5320100000
RANSBURG QUENTIN MAURICE	ATLANTA, GA	ANNUAL POLICY FORUM	29	5320100000
RANSBURG QUENTIN MAURICE	WASHINGTON, DC	2019 FEDERAL LIAISON SUMMER MEETING	29	5320100000
RANSBURG QUENTIN MAURICE	ATLANTA, GA	NATIONAL EDUCATION LEADERS' WORKSHOP	56	5320100000
RANSBURG QUENTIN MAURICE	ATLANTA, GA	ANNUAL POLICY FORUM	71	5320100000
RANSBURG QUENTIN MAURICE	ATLANTA, GA	NATIONAL EDUCATION LEADERS' WORKSHOP	111	5320100000
RANSBURG QUENTIN MAURICE	ATLANTA, GA	ANNUAL POLICY FORUM	138	5320100000
RANSBURG QUENTIN MAURICE	WASHINGTON, DC	2019 FEDERAL LIAISON SUMMER MEETING	138	5320100000
RANSBURG QUENTIN MAURICE	COLORADO SPRINGS, CO	MIC3 2019 ANNUAL MEETING	143	5320100000
RANSBURG QUENTIN MAURICE	WASHINGTON, DC	2019 FEDERAL LIAISON SUMMER MEETING	168	5320100000
RANSBURG QUENTIN MAURICE	ATLANTA, GA	NATIONAL EDUCATION LEADERS' WORKSHOP	187	5320100000
RANSBURG QUENTIN MAURICE	COLORADO SPRINGS, CO	MIC3 2019 ANNUAL MEETING	204	5320100000
RANSBURG QUENTIN MAURICE	COLORADO SPRINGS, CO	MIC3 2019 ANNUAL MEETING	540	5320100000
RANSBURG QUENTIN MAURICE	WASHINGTON, DC	2019 FEDERAL LIAISON SUMMER MEETING	641	5320100000
RANSBURG QUENTIN MAURICE	ATLANTA, GA	ANNUAL POLICY FORUM	643	5320100000
RANSBURG QUENTIN MAURICE	WASHINGTON, DC	2019 FEDERAL LIAISON SUMMER MEETING	(870)	5320100000
RANSBURG QUENTIN MAURICE	WASHINGTON, DC	2019 FEDERAL LIAISON SUMMER MEETING	870	5320100000
RANSOM BRYSTAL S	FT. LAUDERDALE, FL	TEACH CTE: A NATIONAL TEACHER RECRUITMENT SUMMIT	31	3321300000
RANSOM BRYSTAL S	FT. LAUDERDALE, FL	TEACH CTE: A NATIONAL TEACHER RECRUITMENT SUMMIT	232	3321300000
RANSOM BRYSTAL S	FT. LAUDERDALE, FL	TEACH CTE: A NATIONAL TEACHER RECRUITMENT SUMMIT	709	3321300000

**OUT-OF-STATE TRAVEL
FISCAL YEAR 2022**

REVISED: 11/9/2020 11:38:01 AM

Education - General Education Programs (202-00)

Name of Agency

Note: All expenditures recorded on this form must be totaled and said total must agree with the out-of-state travel amount indicated for FY 2020 on Form Mbr-1, line 1.A.2.b.

Employee's Name	Destination	Purpose	Travel Cost	Funding Source
RANSOM BRYSTAL S	FT. LAUDERDALE, FL	TEACH CTE: A NATIONAL TEACHER RECRUITMENT SUMMIT	(627)	3321300000
RANSOM BRYSTAL S	FT. LAUDERDALE, FL	TEACH CTE: A NATIONAL TEACHER RECRUITMENT SUMMIT	627	3321300000
RICHARDSON BOBBY LEE	PORTLAND, OREGON	2020 COUNCIL FOR EXCEPTIONAL CHILD SPED NAT'L	12	5320100000
RICHARDSON BOBBY LEE	ARLINGTON, VA	2019 OSEP LEADERSHIP CONFERENCE	13	5320100000
RICHARDSON BOBBY LEE	ARLINGTON, VA	2019 OSEP LEADERSHIP CONFERENCE	122	5320100000
RICHARDSON BOBBY LEE	PORTLAND, OREGON	2020 COUNCIL FOR EXCEPTIONAL CHILD SPED NAT'L	185	5320100000
RICHARDSON BOBBY LEE	ARLINGTON, VA	2019 OSEP LEADERSHIP CONFERENCE	222	5320100000
RICHARDSON BOBBY LEE	PORTLAND, OREGON	2020 COUNCIL FOR EXCEPTIONAL CHILD SPED NAT'L	280	5320100000
RICHARDSON BOBBY LEE	ARLINGTON, VA	2019 OSEP LEADERSHIP CONFERENCE	578	5320100000
RICHARDSON BOBBY LEE	ARLINGTON, VA	2019 OSEP LEADERSHIP CONFERENCE	(802)	5320100000
RICHARDSON BOBBY LEE	PORTLAND, OREGON	2020 COUNCIL FOR EXCEPTIONAL CHILD SPED NAT'L	(450)	5320100000
RICHARDSON BOBBY LEE	PORTLAND, OREGON	2020 COUNCIL FOR EXCEPTIONAL CHILD SPED NAT'L	450	5320100000
RICHARDSON BOBBY LEE	ARLINGTON, VA	2019 OSEP LEADERSHIP CONFERENCE	802	5320100000
ROBINSON JENNIFER L	ROCKVILLE, MD	NAEP 2019 STATE MATHEMATICS & READING WORKSHOP	15	5320100000
ROBINSON JENNIFER L	ROCKVILLE, MD	NAEP 2019 STATE MATHEMATICS & READING WORKSHOP	123	5320100000
ROBINSON JENNIFER L	ROCKVILLE, MD	NAEP 2019 STATE MATHEMATICS & READING WORKSHOP	173	5320100000
ROBINSON JENNIFER L	ROCKVILLE, MD	NAEP 2019 STATE MATHEMATICS & READING WORKSHOP	549	5320100000
ROBINSON JENNIFER L	ROCKVILLE, MD	NAEP 2019 STATE MATHEMATICS & READING WORKSHOP	(1,000)	5320100000
ROBINSON JENNIFER L	ROCKVILLE, MD	NAEP 2019 STATE MATHEMATICS & READING WORKSHOP	1,000	5320100000
ROBINSON JENNIFER L	ROCKVILLE, MD	NAEP 2019 STATE MATHEMATICS & READING WORKSHOP	141	5320100000
ROBINSON JENNIFER L	IOWA CITY, IA	ACT STATE ASSESSMENT COMMITTEE MEETING	16	2220100000
ROBINSON JENNIFER L	IOWA CITY, IA	ACT STATE ASSESSMENT COMMITTEE MEETING	18	2220100000
ROBINSON JENNIFER L	IOWA CITY, IA	ACT STATE ASSESSMENT COMMITTEE MEETING	109	2220100000
ROBINSON JENNIFER L	IOWA CITY, IA	ACT STATE ASSESSMENT COMMITTEE MEETING	118	2220100000

**OUT-OF-STATE TRAVEL
FISCAL YEAR 2022**

REVISED: 11/9/2020 11:38:01 AM

Education - General Education Programs (202-00)

Name of Agency

Note: All expenditures recorded on this form must be totaled and said total must agree with the out-of-state travel amount indicated for FY 2020 on Form Mbr-1, line 1.A.2.b.

Employee's Name	Destination	Purpose	Travel Cost	Funding Source
ROBY BREND SHA A	ARLINGTON, VA	2019 NAESPA SUMMER MEETING	23	5320100000
ROBY BREND SHA A	ATLANTA, GA	2020 NATIONAL ESEA CONFERENCE	25	5320100000
ROBY BREND SHA A	LAS VEGAS NV	2020 NATIONAL ASSOC OF ENGLISH LEARNER PROGRAM	25	5320100000
ROBY BREND SHA A	LAS VEGAS NV	2020 NATIONAL ASSOC OF ENGLISH LEARNER PROGRAM	56	5320100000
ROBY BREND SHA A	ARLINGTON, VA	2019 NAESPA SUMMER MEETING	76	5320100000
ROBY BREND SHA A	ATLANTA, GA	2020 NATIONAL ESEA CONFERENCE	100	5320100000
ROBY BREND SHA A	LAS VEGAS NV	2020 NATIONAL ASSOC OF ENGLISH LEARNER PROGRAM	210	5320100000
ROBY BREND SHA A	ARLINGTON, VA	2019 NAESPA SUMMER MEETING	256	5320100000
ROBY BREND SHA A	ATLANTA, GA	2020 NATIONAL ESEA CONFERENCE	320	5320100000
ROBY BREND SHA A	LAS VEGAS NV	2020 NATIONAL ASSOC OF ENGLISH LEARNER PROGRAM	488	5320100000
ROBY BREND SHA A	LAS VEGAS NV	2020 NATIONAL ASSOC OF ENGLISH LEARNER PROGRAM	(420)	5320100000
ROBY BREND SHA A	LAS VEGAS NV	2020 NATIONAL ASSOC OF ENGLISH LEARNER PROGRAM	420	5320100000
ROCHELLE DANNY R	SALT LAKE CITY, UT	25TH NATIONAL SYMPOSIUM ON JUVENILE SERVICES	65	5320100000
ROCHELLE DANNY R	NEW ORLEANS, LA	NATIONAL JUVENILE SERVICES LEADERSHIP INSTITUTE	169	5320100000
ROCHELLE DANNY R	NEW ORLEANS, LA	NATIONAL JUVENILE SERVICES LEADERSHIP INSTITUTE	173	5320100000
ROCHELLE DANNY R	NEW ORLEANS, LA	NATIONAL JUVENILE SERVICES LEADERSHIP INSTITUTE	198	5320100000
ROCHELLE DANNY R	SALT LAKE CITY, UT	25TH NATIONAL SYMPOSIUM ON JUVENILE SERVICES	205	5320100000
ROCHELLE DANNY R	SALT LAKE CITY, UT	25TH NATIONAL SYMPOSIUM ON JUVENILE SERVICES	543	5320100000
ROCHELLE DANNY R	NEW ORLEANS, LA	NATIONAL JUVENILE SERVICES LEADERSHIP INSTITUTE	836	5320100000
RUNNELS JOSEPH ARNOLD JR	SEATTLE, WASHINGTON	36TH ANNUAL PACIFIC NORTHWEST INSTITUTE ON SPED	29	5320100000
RUNNELS JOSEPH ARNOLD JR	SEATTLE, WASHINGTON	36TH ANNUAL PACIFIC NORTHWEST INSTITUTE ON SPED	113	5320100000
RUNNELS JOSEPH ARNOLD JR	SEATTLE, WASHINGTON	36TH ANNUAL PACIFIC NORTHWEST INSTITUTE ON SPED	117	5320100000
RUNNELS JOSEPH ARNOLD JR	SEATTLE, WASHINGTON	36TH ANNUAL PACIFIC NORTHWEST INSTITUTE ON SPED	484	5320100000
RUNNELS JOSEPH ARNOLD JR	SEATTLE, WASHINGTON	36TH ANNUAL PACIFIC NORTHWEST INSTITUTE ON SPED	(1,000)	5320100000

**OUT-OF-STATE TRAVEL
FISCAL YEAR 2022**

REVISED: 11/9/2020 11:38:01 AM

Education - General Education Programs (202-00)

Name of Agency

Note: All expenditures recorded on this form must be totaled and said total must agree with the out-of-state travel amount indicated for FY 2020 on Form Mbr-1, line 1.A.2.b.

Employee's Name	Destination	Purpose	Travel Cost	Funding Source
RUNNELS JOSEPH ARNOLD JR	SEATTLE, WASHINGTON	36TH ANNUAL PACIFIC NORTHWEST INSTITUTE ON SPED	1,000	5320100000
RUNNELS JOSEPH ARNOLD JR	SEATTLE, WASHINGTON	36TH ANNUAL PACIFIC NORTHWEST INSTITUTE ON SPED	256	5320100000
SAMPSELL JACQUELYN	MINNEAPOLIS, MN	QUESTAR ASSESSMENTS & CCSO FALL MEETING	50	5320100000
SAMPSELL JACQUELYN	MIAMI, FL	8TH ANNUAL CONFERENCE ON TEST SECURITY MEETING	54	5320100000
SAMPSELL JACQUELYN	MINNEAPOLIS, MN	QUESTAR ASSESSMENTS & CCSO FALL MEETING	58	5320100000
SAMPSELL JACQUELYN	MINNEAPOLIS, MN	QUESTAR ASSESSMENTS & CCSO FALL MEETING	112	5320100000
SAMPSELL JACQUELYN	MIAMI, FL	8TH ANNUAL CONFERENCE ON TEST SECURITY MEETING	172	5320100000
SAMPSELL JACQUELYN	MINNEAPOLIS, MN	QUESTAR ASSESSMENTS & CCSO FALL MEETING	205	5320100000
SAMPSELL JACQUELYN	MIAMI, FL	8TH ANNUAL CONFERENCE ON TEST SECURITY MEETING	211	5320100000
SAMPSELL JACQUELYN	MIAMI, FL	8TH ANNUAL CONFERENCE ON TEST SECURITY MEETING	709	5320100000
SIMMONS MARTHA C	LOUISVILLE, KY	AMERICAN ASSOICATION OF SCHOOL LIBRARIANS 2019	26	2220100000
SIMMONS MARTHA C	LOUISVILLE, KY	AMERICAN ASSOICATION OF SCHOOL LIBRARIANS 2019	92	2220100000
SIMMONS MARTHA C	LOUISVILLE, KY	AMERICAN ASSOICATION OF SCHOOL LIBRARIANS 2019	235	2220100000
SIMMONS MARTHA C	LOUISVILLE, KY	AMERICAN ASSOICATION OF SCHOOL LIBRARIANS 2019	667	2220100000
SIMMONS MARTHA C	LOUISVILLE, KY	AMERICAN ASSOICATION OF SCHOOL LIBRARIANS 2019	(1,430)	2220100000
SIMMONS MARTHA C	LOUISVILLE, KY	AMERICAN ASSOICATION OF SCHOOL LIBRARIANS 2019	1,430	2220100000
SIMMONS MARTHA C	LOUISVILLE, KY	AMERICAN ASSOICATION OF SCHOOL LIBRARIANS 2019	410	2220100000
SMITH PETER K	COLUMBIA, SC	MEETING W/GOV. MCMASTER	49	2220100000
SMITH PETER K	OMAHA, NE	NASBE ANNUAL CONFERENCE	49	2220100000
SMITH PETER K	DENVER, CO	2019 NATIONAL FORUM ON EDUCATION POLICY	74	2220100000
SMITH PETER K	OMAHA, NE	NASBE ANNUAL CONFERENCE	78	2220100000
SMITH PETER K	COLUMBIA, SC	MEETING W/GOV. MCMASTER	83	2220100000
SMITH PETER K	ORANGE BEACH, AL	2019 SPRF ANNUAL CONFERENCE	102	2220100000
SMITH PETER K	ATLANTA, GA	ANNUAL POLICY FORUM	111	2220100000
SMITH PETER K	SAN DIEGO, CA	2019 NATIONAL SUMMIT ON EDUCATION REFORM	112	2220100000

**OUT-OF-STATE TRAVEL
FISCAL YEAR 2022**

REVISED: 11/9/2020 11:38:01 AM

Education - General Education Programs (202-00)

Name of Agency

Note: All expenditures recorded on this form must be totaled and said total must agree with the out-of-state travel amount indicated for FY 2020 on Form Mbr-1, line 1.A.2.b.

Employee's Name	Destination	Purpose	Travel Cost	Funding Source
SMITH PETER K	WASHINGTON, D.C.	NAEP PRESS RELEASE PANEL DISCUSSION	112	2220100000
SMITH PETER K	ATLANTA, GA	ANNUAL POLICY FORUM	127	2220100000
SMITH PETER K	ORANGE BEACH, AL	2019 SPRF ANNUAL CONFERENCE	167	2220100000
SMITH PETER K	DENVER, CO	2019 NATIONAL FORUM ON EDUCATION POLICY	200	2220100000
SMITH PETER K	WASHINGTON, D.C.	NAEP PRESS RELEASE PANEL DISCUSSION	276	2220100000
SMITH PETER K	ORANGE BEACH, AL	2019 SPRF ANNUAL CONFERENCE	471	2220100000
SMITH PETER K	ATLANTA, GA	ANNUAL POLICY FORUM	643	2220100000
SMITH PETER K	DENVER, CO	2019 NATIONAL FORUM ON EDUCATION POLICY	1,247	2220100000
SMITH PETER K	ORANGE BEACH, AL	2019 SPRF ANNUAL CONFERENCE	(471)	2220100000
SMITH PETER K	WASHINGTON, D.C.	NAEP PRESS RELEASE PANEL DISCUSSION	(411)	2220100000
SMITH PETER K	OMAHA, NE	NASBE ANNUAL CONFERENCE	(378)	2220100000
SMITH PETER K	OMAHA, NE	NASBE ANNUAL CONFERENCE	378	2220100000
SMITH PETER K	WASHINGTON, D.C.	NAEP PRESS RELEASE PANEL DISCUSSION	411	2220100000
SMITH PETER K	ORANGE BEACH, AL	2019 SPRF ANNUAL CONFERENCE	471	2220100000
SMITH PETER K	WASHINGTON, D.C.	NAEP PRESS RELEASE PANEL DISCUSSION	23	2220100000
SMITH PETER K	OMAHA, NE	NASBE ANNUAL CONFERENCE	252	2220100000
SMITH TENETTE Y	DALLAS, TX	EXCELINED EARLY LITERACY NETWORK CONVENING	20	2220100000
SMITH TENETTE Y	DALLAS, TX	EXCELINED EARLY LITERACY NETWORK CONVENING	44	2220100000
SMITH TENETTE Y	DALLAS, TX	EXCELINED EARLY LITERACY NETWORK CONVENING	59	2220100000
SMITH TENETTE Y	SAN DIEGO CA	EXCELINED:EARLY LITERACY NETWORK CONVENING	21	4420100000
SMITH TENETTE Y	SAN DIEGO CA	EXCELINED:EARLY LITERACY NETWORK CONVENING	139	4420100000
SMITH TENETTE Y	SAN DIEGO CA	EXCELINED:EARLY LITERACY NETWORK CONVENING	184	4420100000
SMITH TENETTE Y	SAN DIEGO CA	EXCELINED:EARLY LITERACY NETWORK CONVENING	426	4420100000
SPELLS ADOU MONA R	LOUISVILLE, KY	NATIONAL CENTER FOR FAMILIES LEARNING	24	5320100000
SPELLS ADOU MONA R	LOUISVILLE, KY	NATIONAL CENTER FOR FAMILIES LEARNING	197	5320100000
SPELLS ADOU MONA R	LOUISVILLE, KY	NATIONAL CENTER FOR FAMILIES LEARNING	224	5320100000

**OUT-OF-STATE TRAVEL
FISCAL YEAR 2022**

REVISED: 11/9/2020 11:38:01 AM

Education - General Education Programs (202-00)

Name of Agency

Note: All expenditures recorded on this form must be totaled and said total must agree with the out-of-state travel amount indicated for FY 2020 on Form Mbr-1, line 1.A.2.b.

Employee's Name	Destination	Purpose	Travel Cost	Funding Source
SPELLS ADOU MONA R	LOUISVILLE, KY	NATIONAL CENTER FOR FAMILIES LEARNING	975	5320100000
SPELLS ADOU MONA R	LOUISVILLE, KY	NATIONAL CENTER FOR FAMILIES LEARNING	(1,200)	5320100000
SPELLS ADOU MONA R	LOUISVILLE, KY	NATIONAL CENTER FOR FAMILIES LEARNING	1,200	5320100000
STINSON JEREMY E	LOUISVILLE, KY	APH EX-OFFICIO TRUSTEE ANNUAL MEETING	66	5320100000
STINSON JEREMY E	LOUISVILLE, KY	APH EX-OFFICIO TRUSTEE ANNUAL MEETING	93	5320100000
STINSON JEREMY E	LOUISVILLE, KY	APH EX-OFFICIO TRUSTEE ANNUAL MEETING	882	5320100000
STINSON JEREMY E	LOUISVILLE, KY	APH EX-OFFICIO TRUSTEE ANNUAL MEETING	(1,139)	5320100000
STINSON JEREMY E	LOUISVILLE, KY	APH EX-OFFICIO TRUSTEE ANNUAL MEETING	1,139	5320100000
STINSON JEREMY E	LOUISVILLE, KY	APH EX-OFFICIO TRUSTEE ANNUAL MEETING	98	5320100000
TAYLOR CANDICE MALEE	PORTLAND, OREGON	2020 COUNCIL FOR EXCEPTIONAL CHILD SPED NAT'L	24	5320100000
TAYLOR CANDICE MALEE	AVON, CT	INTENSIVE TA LEADERSHIP INSTITUTE: CSPD	24	5320100000
TAYLOR CANDICE MALEE	PHOENIX, AZ	NATIONAL CENTER FOR SYSTEMIC IMPROVEMENT	24	5320100000
TAYLOR CANDICE MALEE	LOUISVILLE, KY	NASDSE CONFERENCE	24	5320100000
TAYLOR CANDICE MALEE	AVON, CT	PART C & B/619 THINK TANK;DEVELOPING LEADERSHIP	24	5320100000
TAYLOR CANDICE MALEE	PRIOR LAKE, MN	CLOSING THE GAP: ASSISTIVE TECH IN SPED & REHAB	24	5320100000
TAYLOR CANDICE MALEE	AVON, CT	INTENSIVE TA LEADERSHIP INSTITUTE: CSPD	56	5320100000
TAYLOR CANDICE MALEE	PHOENIX, AZ	NATIONAL CENTER FOR SYSTEMIC IMPROVEMENT	60	5320100000
TAYLOR CANDICE MALEE	AVON, CT	PART C & B/619 THINK TANK;DEVELOPING LEADERSHIP	64	5320100000
TAYLOR CANDICE MALEE	AVON, CT	INTENSIVE TA LEADERSHIP INSTITUTE: CSPD	72	5320100000
TAYLOR CANDICE MALEE	PORTLAND, OREGON	2020 COUNCIL FOR EXCEPTIONAL CHILD SPED NAT'L	86	5320100000
TAYLOR CANDICE MALEE	PHOENIX, AZ	NATIONAL CENTER FOR SYSTEMIC IMPROVEMENT	87	5320100000
TAYLOR CANDICE MALEE	AVON, CT	PART C & B/619 THINK TANK;DEVELOPING LEADERSHIP	94	5320100000
TAYLOR CANDICE MALEE	PRIOR LAKE, MN	CLOSING THE GAP: ASSISTIVE TECH IN SPED & REHAB	101	5320100000
TAYLOR CANDICE MALEE	LOUISVILLE, KY	NASDSE CONFERENCE	103	5320100000

**OUT-OF-STATE TRAVEL
FISCAL YEAR 2022**

REVISED: 11/9/2020 11:38:01 AM

Education - General Education Programs (202-00)

Name of Agency

Note: All expenditures recorded on this form must be totaled and said total must agree with the out-of-state travel amount indicated for FY 2020 on Form Mbr-1, line 1.A.2.b.

Employee's Name	Destination	Purpose	Travel Cost	Funding Source
TAYLOR CANDICE MALEE	LOUISVILLE, KY	NASDSE CONFERENCE	111	5320100000
TAYLOR CANDICE MALEE	PRIOR LAKE, MN	CLOSING THE GAP: ASSISTIVE TECH IN SPED & REHAB	168	5320100000
TAYLOR CANDICE MALEE	PORTLAND, OREGON	2020 COUNCIL FOR EXCEPTIONAL CHILD SPED NAT'L	233	5320100000
TAYLOR CANDICE MALEE	PHOENIX, AZ	NATIONAL CENTER FOR SYSTEMIC IMPROVEMENT	329	5320100000
TAYLOR CANDICE MALEE	PRIOR LAKE, MN	CLOSING THE GAP: ASSISTIVE TECH IN SPED & REHAB	560	5320100000
TAYLOR CANDICE MALEE	LOUISVILLE, KY	NASDSE CONFERENCE	627	5320100000
TAYLOR CANDICE MALEE	PORTLAND, OREGON	2020 COUNCIL FOR EXCEPTIONAL CHILD SPED NAT'L	1,010	5320100000
TAYLOR CANDICE MALEE	PORTLAND, OREGON	2020 COUNCIL FOR EXCEPTIONAL CHILD SPED NAT'L	(1,300)	5320100000
TAYLOR CANDICE MALEE	PHOENIX, AZ	NATIONAL CENTER FOR SYSTEMIC IMPROVEMENT	(329)	5320100000
TAYLOR CANDICE MALEE	PHOENIX, AZ	NATIONAL CENTER FOR SYSTEMIC IMPROVEMENT	329	5320100000
TAYLOR CANDICE MALEE	PORTLAND, OREGON	2020 COUNCIL FOR EXCEPTIONAL CHILD SPED NAT'L	1,300	5320100000
TAYLOR SHUNTANEKA	ALBUQUERQUE, NM	17TH ANNUAL NAME CONFERENCE	16	3320200000
TAYLOR SHUNTANEKA	ALBUQUERQUE, NM	17TH ANNUAL NAME CONFERENCE	176	3320200000
TAYLOR SHUNTANEKA	ALBUQUERQUE, NM	17TH ANNUAL NAME CONFERENCE	224	3320200000
TAYLOR SHUNTANEKA	ALBUQUERQUE, NM	17TH ANNUAL NAME CONFERENCE	548	3320200000
TAYLOR SHUNTANEKA	ALBUQUERQUE, NM	17TH ANNUAL NAME CONFERENCE	(1,004)	3320200000
TAYLOR SHUNTANEKA	ALBUQUERQUE, NM	17TH ANNUAL NAME CONFERENCE	1,004	3320200000
TAYLOR SHUNTANEKA	ALBUQUERQUE, NM	17TH ANNUAL NAME CONFERENCE	40	3320200000
TELL ARMERITA D	ARLINGTON VA	SPECIAL EDUCATION NATIONAL LEADERSHIP CONFERENCE	20	5320100000
TELL ARMERITA D	ARLINGTON VA	SPECIAL EDUCATION NATIONAL LEADERSHIP CONFERENCE	202	5320100000
TELL ARMERITA D	ARLINGTON VA	SPECIAL EDUCATION NATIONAL LEADERSHIP CONFERENCE	216	5320100000
TELL ARMERITA D	ARLINGTON VA	SPECIAL EDUCATION NATIONAL LEADERSHIP CONFERENCE	608	5320100000
THOMAS DIONA C	CRYSTAL CITY, VA	TITLE IV-A STATE COORDINATOR NATIONAL MEETING	18	5320100000
THOMAS DIONA C	ATLANTA, GA	NATIONAL ESEA CONFERENCE	19	5320100000

**OUT-OF-STATE TRAVEL
FISCAL YEAR 2022**

REVISED: 11/9/2020 11:38:01 AM

Education - General Education Programs (202-00)

Name of Agency

Note: All expenditures recorded on this form must be totaled and said total must agree with the out-of-state travel amount indicated for FY 2020 on Form Mbr-1, line 1.A.2.b.

Employee's Name	Destination	Purpose	Travel Cost	Funding Source
THOMAS DIONA C	CRYSTAL CITY, VA	TITLE IV-A STATE COORDINATOR NATIONAL MEETING	62	5320100000
THOMAS DIONA C	CRYSTAL CITY, VA	TITLE IV-A STATE COORDINATOR NATIONAL MEETING	168	5320100000
THOMAS DIONA C	ATLANTA, GA	NATIONAL ESEA CONFERENCE	187	5320100000
THOMAS DIONA C	ATLANTA, GA	NATIONAL ESEA CONFERENCE	285	5320100000
THOMAS DIONA C	ATLANTA, GA	NATIONAL ESEA CONFERENCE	291	5320100000
THOMAS DIONA C	CRYSTAL CITY, VA	TITLE IV-A STATE COORDINATOR NATIONAL MEETING	337	5320100000
THOMAS DIONA C	ATLANTA, GA	NATIONAL ESEA CONFERENCE	(2,021)	5320100000
THOMAS DIONA C	CRYSTAL CITY, VA	TITLE IV-A STATE COORDINATOR NATIONAL MEETING	(778)	5320100000
THOMAS DIONA C	CRYSTAL CITY, VA	TITLE IV-A STATE COORDINATOR NATIONAL MEETING	778	5320100000
THOMAS DIONA C	ATLANTA, GA	NATIONAL ESEA CONFERENCE	2,021	5320100000
THOMAS DIONA C	CRYSTAL CITY, VA	TITLE IV-A STATE COORDINATOR NATIONAL MEETING	193	5320100000
THOMAS DIONA C	ATLANTA, GA	NATIONAL ESEA CONFERENCE	1,239	5320100000
THOMPSON EDRYCE C	PHOENIX, AZ	NATIONAL CENTER FOR SYSTEMIC IMPROVEMENT	19	5320100000
THOMPSON EDRYCE C	PHOENIX, AZ	NATIONAL CENTER FOR SYSTEMIC IMPROVEMENT	133	5320100000
THOMPSON EDRYCE C	PHOENIX, AZ	NATIONAL CENTER FOR SYSTEMIC IMPROVEMENT	135	5320100000
THOMPSON EDRYCE C	PHOENIX, AZ	NATIONAL CENTER FOR SYSTEMIC IMPROVEMENT	329	5320100000
THOMPSON EDRYCE C	PHOENIX, AZ	NATIONAL CENTER FOR SYSTEMIC IMPROVEMENT	(600)	5320100000
THOMPSON EDRYCE C	PHOENIX, AZ	NATIONAL CENTER FOR SYSTEMIC IMPROVEMENT	600	5320100000
TRAMMELL JENNIFER L	CHICAGO, IL	CASEL	168	5320100000
TRAMMELL JENNIFER L	CHICAGO, IL	CASEL	240	5320100000
TRAMMELL JENNIFER L	CHICAGO, IL	CASEL	681	5320100000
TRAMMELL JENNIFER L	BOSTON, MA	AMERICAN SCHOOL COUNSELOR ASSOCIATION CONFERENCE	110	2220100000
TRAMMELL JENNIFER L	BOSTON, MA	AMERICAN SCHOOL COUNSELOR ASSOCIATION CONFERENCE	275	2220100000
URBAN WILLIAM J	ST. LOUIS, MO	SNA 2019 ANNUAL NATIONAL CONFERENCE	77	5320100000
URBAN WILLIAM J	INDIAN WELLS, CA	SCHOOL NUTRITION INDUSTRY CONFERENCE	99	5320100000
URBAN WILLIAM J	ST. LOUIS, MO	SNA 2019 ANNUAL NATIONAL CONFERENCE	192	5320100000

**OUT-OF-STATE TRAVEL
FISCAL YEAR 2022**

REVISED: 11/9/2020 11:38:01 AM

Education - General Education Programs (202-00)

Name of Agency

Note: All expenditures recorded on this form must be totaled and said total must agree with the out-of-state travel amount indicated for FY 2020 on Form Mbr-1, line 1.A.2.b.

Employee's Name	Destination	Purpose	Travel Cost	Funding Source
URBAN WILLIAM J	INDIAN WELLS, CA	SCHOOL NUTRITION INDUSTRY CONFERENCE	449	5320100000
URBAN WILLIAM J	ST. LOUIS, MO	SNA 2019 ANNUAL NATIONAL CONFERENCE	655	5320100000
URBAN WILLIAM J	INDIAN WELLS, CA	SCHOOL NUTRITION INDUSTRY CONFERENCE	748	5320100000
VANDERFORD PAULA DENISE	ATLANTA, GA	CCSSO ANNUAL POLICY FORUM	24	4420100000
VANDERFORD PAULA DENISE	CHICAGO, IL	CCSSO SUMMER LEADERSHIP CONVENING 2019	26	4420100000
VANDERFORD PAULA DENISE	ATLANTA, GA	CCSSO ANNUAL POLICY FORUM	27	4420100000
VANDERFORD PAULA DENISE	ATLANTA, GA	CCSSO ANNUAL POLICY FORUM	100	4420100000
VANDERFORD PAULA DENISE	CHICAGO, IL	CCSSO SUMMER LEADERSHIP CONVENING 2019	142	4420100000
VANDERFORD PAULA DENISE	CHICAGO, IL	CCSSO SUMMER LEADERSHIP CONVENING 2019	585	4420100000
VANDERFORD PAULA DENISE	ATLANTA, GA	CCSSO ANNUAL POLICY FORUM	643	4420100000
VANDERFORD PAULA DENISE	PORTSMOUTH, NH	2019 REIDY INTERACTIVE LECTURE SERIES	22	2220100000
VANDERFORD PAULA DENISE	APPLE VALLEY, MN	QUESTAR MEETING	24	2220100000
VANDERFORD PAULA DENISE	PORTSMOUTH, NH	2019 REIDY INTERACTIVE LECTURE SERIES	24	2220100000
VANDERFORD PAULA DENISE	APPLE VALLEY, MN	QUESTAR MEETING	24	2220100000
VANDERFORD PAULA DENISE	APPLE VALLEY, MN	QUESTAR MEETING	56	2220100000
VANDERFORD PAULA DENISE	PORTSMOUTH, NH	2019 REIDY INTERACTIVE LECTURE SERIES	86	2220100000
VANDERFORD PAULA DENISE	APPLE VALLEY, MN	QUESTAR MEETING	180	2220100000
VANDERFORD PAULA DENISE	PORTSMOUTH, NH	2019 REIDY INTERACTIVE LECTURE SERIES	521	2220100000
VANDERFORD PAULA DENISE	RICHMOND, VA	2019 NATIONAL THREAT ASSESSMENT CONFERENCE	24	5320100000
VANDERFORD PAULA DENISE	MIAMI, FL	8TH ANNUAL CONFERENCE ON TEST SECURITY MEETING	24	5320100000
VANDERFORD PAULA DENISE	RICHMOND, VA	2019 NATIONAL THREAT ASSESSMENT CONFERENCE	73	5320100000
VANDERFORD PAULA DENISE	MIAMI, FL	8TH ANNUAL CONFERENCE ON TEST SECURITY MEETING	82	5320100000
VANDERFORD PAULA DENISE	MIAMI, FL	8TH ANNUAL CONFERENCE ON TEST SECURITY MEETING	108	5320100000
VANDERFORD PAULA DENISE	RICHMOND, VA	2019 NATIONAL THREAT ASSESSMENT CONFERENCE	136	5320100000

**OUT-OF-STATE TRAVEL
FISCAL YEAR 2022**

REVISED: 11/9/2020 11:38:01 AM

Education - General Education Programs (202-00)

Name of Agency

Note: All expenditures recorded on this form must be totaled and said total must agree with the out-of-state travel amount indicated for FY 2020 on Form Mbr-1, line 1.A.2.b.

Employee's Name	Destination	Purpose	Travel Cost	Funding Source
VANDERFORD PAULA DENISE	MIAMI, FL	8TH ANNUAL CONFERENCE ON TEST SECURITY MEETING	458	5320100000
VANDERFORD PAULA DENISE	RICHMOND, VA	2019 NATIONAL THREAT ASSESSMENT CONFERENCE	500	5320100000
WEATHERSBY LAURIE ANN	PORTLAND, OR	70TH ANNUAL INTERNATIONAL DYSLEXIA CONFERENCE	28	2220100000
WEATHERSBY LAURIE ANN	NEW ORLEANS, LA	PLAIN TALK ABOUT LITERACY & LEARNING	45	2220100000
WEATHERSBY LAURIE ANN	PORTLAND, OR	70TH ANNUAL INTERNATIONAL DYSLEXIA CONFERENCE	168	2220100000
WEATHERSBY LAURIE ANN	PORTLAND, OR	70TH ANNUAL INTERNATIONAL DYSLEXIA CONFERENCE	176	2220100000
WEATHERSBY LAURIE ANN	NEW ORLEANS, LA	PLAIN TALK ABOUT LITERACY & LEARNING	224	2220100000
WEATHERSBY LAURIE ANN	PORTLAND, OR	70TH ANNUAL INTERNATIONAL DYSLEXIA CONFERENCE	436	2220100000
WEATHERSBY LAURIE ANN	NEW ORLEANS, LA	PLAIN TALK ABOUT LITERACY & LEARNING	748	2220100000
WEATHERSBY LAURIE ANN	NEW ORLEANS, LA	PLAIN TALK ABOUT LITERACY & LEARNING	(785)	2220100000
WEATHERSBY LAURIE ANN	PORTLAND, OR	70TH ANNUAL INTERNATIONAL DYSLEXIA CONFERENCE	(664)	2220100000
WEATHERSBY LAURIE ANN	PORTLAND, OR	70TH ANNUAL INTERNATIONAL DYSLEXIA CONFERENCE	664	2220100000
WEATHERSBY LAURIE ANN	NEW ORLEANS, LA	PLAIN TALK ABOUT LITERACY & LEARNING	785	2220100000
WELLS KRISTEN D	SYRACUSE, NY	READING LEAGUE: ADVANCING EVIDENCE INTO PRACTICE	4	2220100000
WELLS KRISTEN D	SYRACUSE, NY	READING LEAGUE: ADVANCING EVIDENCE INTO PRACTICE	14	2220100000
WELLS KRISTEN D	SYRACUSE, NY	READING LEAGUE: ADVANCING EVIDENCE INTO PRACTICE	128	2220100000
WELLS KRISTEN D	SYRACUSE, NY	READING LEAGUE: ADVANCING EVIDENCE INTO PRACTICE	446	2220100000
WELLS KRISTEN D	SAN DIEGO CA	EXCELINED:EARLY LITERACY NETWORK CONVENING	8	4420100000
WELLS KRISTEN D	SAN DIEGO CA	EXCELINED:EARLY LITERACY NETWORK CONVENING	102	4420100000
WELLS KRISTEN D	SAN DIEGO CA	EXCELINED:EARLY LITERACY NETWORK CONVENING	111	4420100000
WELLS KRISTEN D	SAN DIEGO CA	EXCELINED:EARLY LITERACY NETWORK CONVENING	426	4420100000
WILSON SAMMIE L	WASHINGTON, DC	NCES STATS DATA CONFERENCE	17	3320200000
WILSON SAMMIE L	WASHINGTON, DC	NCES STATS DATA CONFERENCE	93	3320200000
WILSON SAMMIE L	WASHINGTON, DC	NCES STATS DATA CONFERENCE	222	3320200000
WILSON SAMMIE L	WASHINGTON, DC	NCES STATS DATA CONFERENCE	617	3320200000

**OUT-OF-STATE TRAVEL
FISCAL YEAR 2022**

REVISED: 11/9/2020 11:38:01 AM

Education - General Education Programs (202-00)

Name of Agency

Note: All expenditures recorded on this form must be totaled and said total must agree with the out-of-state travel amount indicated for FY 2020 on Form Mbr-1, line 1.A.2.b.

Employee's Name	Destination	Purpose	Travel Cost	Funding Source
WILSON SAMMIE L	WASHINGTON, DC	NCES STATS DATA CONFERENCE	(500)	3320200000
WILSON SAMMIE L	WASHINGTON, DC	NCES STATS DATA CONFERENCE	500	3320200000
WOODARD JOHN M	WASHINGTON, D.C.	FEDERAL GOVERNMENT PROPERTY MANAGEMENT CONFERENCE	37	5320100000
WOODARD JOHN M	WASHINGTON, D.C.	FEDERAL GOVERNMENT PROPERTY MANAGEMENT CONFERENCE	94	5320100000
WOODARD JOHN M	WASHINGTON, D.C.	FEDERAL GOVERNMENT PROPERTY MANAGEMENT CONFERENCE	163	5320100000
WOODARD JOHN M	WASHINGTON, D.C.	FEDERAL GOVERNMENT PROPERTY MANAGEMENT CONFERENCE	426	5320100000
WRIGHT CAREY M	COLUMBIA, SC	MEETING W/GOV. MCMASTER	17	2220100000
WRIGHT CAREY M	WASHINGTON, D.C.	CCSSO LITERACY SUMMIT	19	2220100000
WRIGHT CAREY M	SAN DIEGO, CA	NATIONAL SUMMIT ON EDUCATION REFORM 2019	26	2220100000
WRIGHT CAREY M	OMAHA, NE	NASBE ANNUAL CONFERENCE	37	2220100000
WRIGHT CAREY M	DENVER, CO	2019 NATIONAL FORUM ON EDUCATION POLICY	46	2220100000
WRIGHT CAREY M	SALT LAKE CITY, UT	UTAH DEPARTMENT OF SPECIAL EDUCATION MEETING	71	2220100000
WRIGHT CAREY M	COLUMBIA, SC	MEETING W/GOV. MCMASTER	83	2220100000
WRIGHT CAREY M	WASHINGTON, D.C.	NAEP PRESS RELEASE	85	2220100000
WRIGHT CAREY M	OMAHA, NE	NASBE ANNUAL CONFERENCE	89	2220100000
WRIGHT CAREY M	CHICAGO, IL	2018-2019 BROAD ACADEMY: SESSION 5	91	2220100000
WRIGHT CAREY M	SALT LAKE CITY, UT	UTAH DEPARTMENT OF SPECIAL EDUCATION MEETING	91	2220100000
WRIGHT CAREY M	WASHINGTON, D.C.	NAEP PRESS RELEASE	112	2220100000
WRIGHT CAREY M	DENVER, CO	2019 NATIONAL FORUM ON EDUCATION POLICY	113	2220100000
WRIGHT CAREY M	DENVER, CO	2019 NATIONAL FORUM ON EDUCATION POLICY	125	2220100000
WRIGHT CAREY M	CHICAGO, IL	2018-2019 BROAD ACADEMY: SESSION 5	144	2220100000
WRIGHT CAREY M	DENVER, CO	2019 NATIONAL FORUM ON EDUCATION POLICY	237	2220100000
WRIGHT CAREY M	CHICAGO, IL	2018-2019 BROAD ACADEMY: SESSION 5	281	2220100000
WRIGHT CAREY M	SALT LAKE CITY, UT	UTAH DEPARTMENT OF SPECIAL EDUCATION MEETING	724	2220100000

**OUT-OF-STATE TRAVEL
FISCAL YEAR 2022**

REVISED: 11/9/2020 11:38:01 AM

Education - General Education Programs (202-00)

Name of Agency

Note: All expenditures recorded on this form must be totaled and said total must agree with the out-of-state travel amount indicated for FY 2020 on Form Mbr-1, line 1.A.2.b.

Employee's Name	Destination	Purpose	Travel Cost	Funding Source
			Total Out of State Cost	\$ 154,919

Education - General Education Programs (202-00)

Name of Agency

TYPE OF FEE AND NAME OF VENDOR	Retired w/ PERS	(1) Actual Expenses FY Ending June 30, 2020	(2) Estimated Expenses FY Ending June 30, 2021	(3) Requested Expenses FY Ending June 30, 2022	Fund Source
61610000 CONTRACT WORKER PAYROLL - EFT					
ANDERSON MARILYNN D/CONTRACTUAL TRAVEL					
Comp. Rate: PER DIEM/CURRENT MILEAGE RATE		205			5320100000
ANDERSON MARILYNN/CONSULTANT					
Comp. Rate: 2375/TASK		2,375			5320100000
ANDREWS SUSAN M/CONTRACTUAL TRAVEL					
Comp. Rate: PER DIEM/CURRENT MILEAGE RATE	Y	193			2220100000
ANDREWS SUSAN/ACCREDITATION AUDITOR					
Comp. Rate: 3465/TASK	Y	3,465			2220100000
ATKINS THENIA/CONTRACTUAL TRAVEL					
Comp. Rate: PER DIEM/CURRENT MILEAGE RATE		41			5320100000
ATKINS THENIA/SPED MEDIATOR					
Comp. Rate: 60/HR		765			5320100000
BEECH TANYA L/CONTRACTUAL TRAVEL					
Comp. Rate: PER DIEM/CURRENT MILEAGE RATE		511			5320100000
BOUTWELL LYDIA/CONTRACTUAL TRAVEL					
Comp. Rate: PER DIEM/CURRENT MILEAGE RATE	Y	3,367			3220100000
BOUTWELL LYDIA/EARLY CHILDHOOD COACH					
Comp. Rate: 62.50/HR	Y	27,918			3220100000
BOWMAN REBECCA/MSA NURSE					
Comp. Rate: 16/HR		8,179			2220100000
BOYD CONNIE/MSA SUB TEACHER					
Comp. Rate: 8.50/HR	Y	486			2220100000
BRADLEY AMANDA/SPED MEDIATOR					
Comp. Rate: 60/HR		2,580			5320100000
BRANTLEY KEVIN L/CONTRACTUAL TRAVEL					
Comp. Rate: PER DIEM/CURRENT MILEAGE RATE		28			5320100000
BROOKS TIFFANY/MSA TUTOR					
Comp. Rate: 32.50/HR		634			2220100000
BROWN JOE/BUS DRIVER INSTRUCTOR					
Comp. Rate: 36/HR	Y	1,411			2220100000
BUNYARD KATHLEEN K/CONTRACTUAL TRAVEL					
Comp. Rate: PER DIEM/CURRENT MILEAGE RATE	Y	101			5320100000
BUNYARD KATHLEEN/FEDERAL PROGRAMS MONITOR					
Comp. Rate: 87.50/HR	Y	656			5320100000
CASE DONALD/MSA RES ED PARENT					
Comp. Rate: 10/HR		4,760			2220100000
CIRLOT JENIFER L/CONTRACTUAL TRAVEL					
Comp. Rate: PER DIEM/CURRENT MILEAGE RATE		310			5320100000
CIRLOT JENIFER/STUDENT ASSESSMENT TA					
Comp. Rate: 62.50/HR		4,781			5320100000
COLEMAN LESLIE/CONTRACTUAL TRAVEL					
Comp. Rate: PER DIEM/CURRENT MILEAGE RATE	Y	4,344			5320100000
COLEMAN LESLIE/SCHOOL IMPROVEMENT CONSULTANT					

Education - General Education Programs (202-00)

Name of Agency

TYPE OF FEE AND NAME OF VENDOR	Retired w/ PERS	(1) Actual Expenses FY Ending June 30, 2020	(2) Estimated Expenses FY Ending June 30, 2021	(3) Requested Expenses FY Ending June 30, 2022	Fund Source
Comp. Rate: 52.50/HR COLEMAN SARA/CONTRACTUAL TRAVEL	Y	22,391			5320100000
Comp. Rate: PER DIEM/CURRENT MILEAGE RATE COLEMAN SARA/STUDENT ASSESSMENT TA		60			5320100000
Comp. Rate: 62.50/HR CONERLY TIFFANY/CONSULTANT		10,156			5320100000
Comp. Rate: 2101/TASK CONERLY TIFFANY/CONTRACTUAL TRAVEL		2,101			5320100000
Comp. Rate: PER DIEM/CURRENT MILEAGE RATE CONNER CARSHENA V/CONTRACTUAL TRAVEL		374			5320100000
Comp. Rate: PER DIEM/CURRENT MILEAGE RATE CONNER CARSHENA/STUDENT ASSESSMENT TA		379			5320100000
Comp. Rate: 62.50/HR CONTRACT WORKER PAYROLL - EFT/ Comp. Rate:		1,698			5320100000
COOK CANDIES WINFUN/CONTRACTUAL TRAVEL			2,500,000	2,500,000	
Comp. Rate: PER DIEM/CURRENT MILEAGE RATE COOK CANDIES/STUDENT ASSESSMENT TA		514			5320100000
Comp. Rate: 62.50/HR CRIGLER SAMMIE M/CONTRACTUAL TRAVEL		2,688			5320100000
Comp. Rate: PER DIEM/CURRENT MILEAGE RATE CRIGLER SAMMIE/FEDERAL PROGRAMS MONITOR	Y	1,305			5320100000
Comp. Rate: 87.50/HR DAUGHERTY CHEREDA K/CONTRACTUAL TRAVEL	Y	8,444			5320100000
Comp. Rate: PER DIEM/CURRENT MILEAGE RATE DAUGHERTY CHEREDA/STUDENT ASSESSMENT TA		431			5320100000
Comp. Rate: 62.50/HR DAUGHERTY CHEREDA/STUDENT ASSESSMENT TA		844			5320100000
Comp. Rate: 62.50/HR DAVIS CAROL/CONSULTANT		2,925			5320100000
Comp. Rate: 2844/TASK DAVIS CAROL/CONSULTANT		2,844			5320100000
Comp. Rate: 2534/TASK DAVIS CAROL/CONTRACTUAL TRAVEL		2,534			5320100000
Comp. Rate: PER DIEM/CURRENT MILEAGE RATE DICKERSON CATHY/READING CONSULTANT		469			5320100000
Comp. Rate: 32.73/HR DIECKMANN HARRY A./CONTRACTUAL TRAVEL		23,435			2220100000
Comp. Rate: PER DIEM/CURRENT MILEAGE RATE DIECKMANN HARRY/ACCREDITATION AUDITOR		317			2220100000
Comp. Rate: 52.50/HR DUNGAN SHARON P/CONTRACTUAL TRAVEL		368			2220100000
Comp. Rate: PER DIEM/CURRENT MILEAGE RATE DUNGAN SHARON P/CONTRACTUAL TRAVEL	Y	494			5320100000
Comp. Rate: PER DIEM/CURRENT MILEAGE RATE	Y	2,289			5320100000

Education - General Education Programs (202-00)

Name of Agency

TYPE OF FEE AND NAME OF VENDOR	Retired w/ PERS	(1) Actual Expenses FY Ending June 30, 2020	(2) Estimated Expenses FY Ending June 30, 2021	(3) Requested Expenses FY Ending June 30, 2022	Fund Source
DUNGAN SHARON/FEDERAL PROGRAMS MONITOR					
Comp. Rate: 87.50/HR	Y	13,650			5320100000
ELLIS MERIWETHER TAMARA D/CONTRACTUAL TRAVEL					
Comp. Rate: PER DIEM/CURRENT MILEAGE RATE		15			5320100000
ELLIS MERIWETHER TAMARA/SPED MEDIATOR					
Comp. Rate: 62.50/HR		2,160			5320100000
FELLS STACY/MSA RES ED PARENT					
Comp. Rate: 10/HR		4,684			2220100000
FELLS TALASHIA/MSA RES ED PARENT					
Comp. Rate: 10/HR		80			2220100000
FORD TERRI/MOBILITY SPECIALIST					
Comp. Rate: 7906/TASK	Y	7,906			5320100000
FREENY BRITNEY JOANNA/CONTRACTUAL TRAVEL					
Comp. Rate: PER DIEM/CURRENT MILEAGE RATE		140			5320100000
FREENY BRITNEY/STUDENT ASSESSMENT TA					
Comp. Rate: 62.50/HR		1,813			5320100000
GARRETT CARRIE/MSA TEACHER					
Comp. Rate: 34.70/HR		14,904			2220100000
GARRETT THOMAS/CONTRACTUAL TRAVEL					
Comp. Rate: PER DIEM/CURRENT MILEAGE RATE	Y	2,242			5320100000
GARRETT THOMAS/FEDERAL PROGRAMS MONITOR					
Comp. Rate: 87.50/HR	Y	9,669			5320100000
GIBSON ALISHA R/CONTRACTUAL TRAVEL					
Comp. Rate: PER DIEM/CURRENT MILEAGE RATE		579			5320100000
GIBSON ALISHA/STUDENT ASSESSMENT TA					
Comp. Rate: 62.50/HR		4,344			5320100000
GREEN CURT R./CONTRACTUAL TRAVEL					
Comp. Rate: PER DIEM/CURRENT MILEAGE RATE	Y	5,296			5320100000
GREEN CURT/SCHOOL IMPROVEMENT CONSULTANT					
Comp. Rate: 52.50/HR	Y	23,181			5320100000
GREEN LESSIE MARQUITA/CONTRACTUAL TRAVEL					
Comp. Rate: PER DIEM/CURRENT MILEAGE RATE		148			5320100000
GREEN LESSIE/STUDENT ASSESSMENT TA					
Comp. Rate: 62.50/HR		1,938			5320100000
GUTHRIE NINA F/CONTRACTUAL TRAVEL					
Comp. Rate: PER DIEM/CURRENT MILEAGE RATE	Y	2,926			2220100000
GUTHRIE NINA/SCHOOL IMPROVEMENT CONSULTANT					
Comp. Rate: 52.50/HR	Y	16,756			2220100000
HARDY KRISTINA R/CONTRACTUAL TRAVEL					
Comp. Rate: PER DIEM/CURRENT MILEAGE RATE		1,926			5320100000
HARDY KRISTINA/STUDENT ASSESSMENT TA					
Comp. Rate: 62.50/HR		5,813			5320100000
HARRIS MELISSA M./CONTRACTUAL TRAVEL					
Comp. Rate: PER DIEM/CURRENT MILEAGE RATE	Y	1,051			5320100000
HARRIS MELISSA/STUDENT ASSESSMENT TA					

Education - General Education Programs (202-00)

Name of Agency

TYPE OF FEE AND NAME OF VENDOR	Retired w/ PERS	(1) Actual Expenses FY Ending June 30, 2020	(2) Estimated Expenses FY Ending June 30, 2021	(3) Requested Expenses FY Ending June 30, 2022	Fund Source
Comp. Rate: 62.50/HR HAYNES LYDIA/CONTRACTUAL TRAVEL	Y	5,594			5320100000
Comp. Rate: PER DIEM/CURRENT MILEAGE RATE HAYNES LYDIA/SCHOOL IMPROVEMENT CONSULTANT	Y	4,047			5320100000
Comp. Rate: 52.50/HR HILLHOUSE MARSHA D/CONTRACTUAL TRAVEL	Y	23,840			5320100000
Comp. Rate: PER DIEM/CURRENT MILEAGE RATE HILLHOUSE MARSHA/STUDENT ASSESSMENT TA	Y	524			5320100000
Comp. Rate: 62.50/HR HOLIFIELD APRIL/CONTRACTUAL TRAVEL	Y	2,734			5320100000
Comp. Rate: PER DIEM/CURRENT MILEAGE RATE HOLIFIELD APRIL/STUDENT ASSESSMENT TA		633			5320100000
Comp. Rate: 62.50/HR HOLMAN MICHELLE L/CONTRACTUAL TRAVEL		1,563			5320100000
Comp. Rate: PER DIEM/CURRENT MILEAGE RATE HOLMAN MICHELLE/STUDENT ASSESSMENT TA		481			5320100000
Comp. Rate: 62.50/HR HUNTER CYNTHIA/MSA PIANO ACCOMPANIST		3,563			5320100000
Comp. Rate: 20/HR JENKINS YOLANDA R./CONTRACTUAL TRAVEL	Y	9,138			2220100000
Comp. Rate: PER DIEM/CURRENT MILEAGE RATE JENKINS YOLANDA/STUDENT ASSESSMENT TA		416			5320100000
Comp. Rate: 62.50/HR JOHNS WILLIAM BRAD/CONTRACTUAL TRAVEL		4,500			5320100000
Comp. Rate: PER DIEM/CURRENT MILEAGE RATE JOHNS WILLIAM/STUDENT ASSESSMENT TA		240			5320100000
Comp. Rate: 62.50/HR JONES LINDSEY K/CONTRACTUAL TRAVEL		3,063			5320100000
Comp. Rate: PER DIEM/CURRENT MILEAGE RATE JONES LINDSEY/CONSULTANT		352			5320100000
Comp. Rate: 813/TASK JONES MARY L/CONTRACTUAL TRAVEL		813			5320100000
Comp. Rate: PER DIEM/CURRENT MILEAGE RATE JONES MARY L/CONTRACTUAL TRAVEL	Y	762			5320100000
Comp. Rate: PER DIEM/CURRENT MILEAGE RATE JONES MARY/FEDERAL PROGRAMS PEER REVIEWER	Y	22			5320100000
Comp. Rate: 45/HR JONES MARY/FEDERAL PROGRAMS PEER REVIEWER	Y	5,425			5320100000
Comp. Rate: 45/HR KENT MICHAEL/CONTRACTUAL TRAVEL	Y	8,072			5320100000
Comp. Rate: PER DIEM/CURRENT MILEAGE RATE KENT MICHAEL/EDUCATIONAL CONSULTANT	Y	557			2220100000
Comp. Rate: 76.92/HR KEYS PRINCESS/MSA FOOD SERVICE	Y	67,536			2220100000
Comp. Rate: 8.50/HR		9,034			2220100000

Education - General Education Programs (202-00)

Name of Agency

TYPE OF FEE AND NAME OF VENDOR	Retired w/ PERS	(1) Actual Expenses FY Ending June 30, 2020	(2) Estimated Expenses FY Ending June 30, 2021	(3) Requested Expenses FY Ending June 30, 2022	Fund Source
KNIGHT LIONEL TERENCE/CONTRACTUAL TRAVEL <i>Comp. Rate: PER DIEM/CURRENT MILEAGE RATE</i>	Y	10			5320100000
KNIGHT LIONEL/FEDERAL PROGRAMS PEER REVIEWER <i>Comp. Rate: 45/HR</i>	Y	495			5320100000
LATIKER TONY/FEDERAL PROGRAMS PEER REVIEWER <i>Comp. Rate: 45/HR</i>		180			5320100000
LEE CHERYL/MSA SUB TEACHER <i>Comp. Rate: 8.75/HR</i>		949			2220100000
LODEN DONNA G/CONTRACTUAL TRAVEL <i>Comp. Rate: PER DIEM/CURRENT MILEAGE RATE</i>	Y	443			2220100000
LODEN DONNA/ACCREDITATION AUDITOR <i>Comp. Rate: 52.50/HR</i>	Y	735			2220100000
MARTIN DEREK/MSA RES ED PARENT <i>Comp. Rate: 10/HR</i>		2,857			2220100000
MARTIN MARLYNN W/CONTRACTUAL TRAVEL <i>Comp. Rate: PER DIEM/CURRENT MILEAGE RATE</i>	Y	2,849			5320100000
MARTIN MARLYNN/SCHOOL IMPROVEMENT <i>Comp. Rate: 52.50/HR</i>	Y	26,066			5320100000
MARTIN ROD/CONTRACTUAL TRAVEL <i>Comp. Rate: PER DIEM/CURRENT MILEAGE RATE</i>		423			5320100000
MARTIN ROD/STUDENT ASSESSMENT TA <i>Comp. Rate: 62.50/HR</i>		3,438			5320100000
MAYES DEIRDRE R/CONTRACTUAL TRAVEL <i>Comp. Rate: PER DIEM/CURRENT MILEAGE RATE</i>	Y	1,205			5320100000
MAYES DEIRDRE/FEDERAL PROGRAMS MONITOR <i>Comp. Rate: 87.50/HR</i>	Y	2,319			5320100000
MCCARDLE NOLLIE FRANK/CONTRACTUAL TRAVEL <i>Comp. Rate: PER DIEM/CURRENT MILEAGE RATE</i>	Y	1,498			5320100000
MCCARDLE NOLLIE FRANK/CONTRACTUAL TRAVEL <i>Comp. Rate: PER DIEM/CURRENT MILEAGE RATE</i>	Y	284			5320100000
MCCARDLE NOLLIE/FEDERAL PROGRAMS MONITOR <i>Comp. Rate: 87.50/HR</i>	Y	2,144			5320100000
MCCARDLE NOLLIE/FEDERAL PROGRAMS MONITOR <i>Comp. Rate: 87.50/HR</i>	Y	9,056			5320100000
MCCOY BARBARA/CONTRACTUAL TRAVEL <i>Comp. Rate: PER DIEM/CURRENT MILEAGE RATE</i>	Y	1,205			5320100000
MCCOY BARBARA/FEDERAL PROGRAMS MONITOR <i>Comp. Rate: 87.50/HR</i>	Y	10,150			5320100000
MC GEE ASHLEY R/CONTRACTUAL TRAVEL <i>Comp. Rate: PER DIEM/CURRENT MILEAGE RATE</i>		129			5320100000
MC GEE ASHLEY/STUDENT ASSESSMENT TA <i>Comp. Rate: 62.50/HR</i>		1,875			5320100000
MILES ROBIN L/CONTRACTUAL TRAVEL <i>Comp. Rate: PER DIEM/CURRENT MILEAGE RATE</i>	Y	1,420			5320100000
MILES ROBIN L/CONTRACTUAL TRAVEL					

Education - General Education Programs (202-00)

Name of Agency

TYPE OF FEE AND NAME OF VENDOR	Retired w/ PERS	(1) Actual Expenses FY Ending June 30, 2020	(2) Estimated Expenses FY Ending June 30, 2021	(3) Requested Expenses FY Ending June 30, 2022	Fund Source
Comp. Rate: PER DIEM/CURRENT MILEAGE RATE MILES ROBIN/FEDERAL PROGRAMS MONITOR	Y	141			5320100000
Comp. Rate: 87.50/HR MILES ROBIN/FEDERAL PROGRAMS MONITOR	Y	3,238			5320100000
Comp. Rate: 87.50/HR MILLER SHARON/FEDERAL FUNDING TRANSP COORD	Y	6,256			5320100000
Comp. Rate: 35/HR MOCKBEE JACQUELYN LEE/CONTRACTUAL TRAVEL	Y	28,805			5320100000
Comp. Rate: PER DIEM/CURRENT MILEAGE RATE MOCKBEE JACQUELYN/READING CONSULTANT	Y	393			2220100000
Comp. Rate: 36/HR MOORE BLANCHE/CONTRACTUAL TRAVEL	Y	21,888			2220100000
Comp. Rate: PER DIEM/CURRENT MILEAGE RATE MOORE BLANCHE/FEDERAL PROGRAMS MONITOR	Y	1,244			5320100000
Comp. Rate: 87.50/HR NEWSOME THELMA S./CONTRACTUAL TRAVEL	Y	4,988			5320100000
Comp. Rate: PER DIEM/CURRENT MILEAGE RATE NEWSOME THELMA/ACCREDITATION AUDITOR		304			2220100000
Comp. Rate: 52.50/HR NICHOLSON ELOIS/CONTRACTUAL TRAVEL		735			2220100000
Comp. Rate: PER DIEM/CURRENT MILEAGE RATE NICHOLSON ELOIS/READING CONSULTANT	Y	3,042			2220100000
Comp. Rate: 32.73/HR NORRIS DONNA/MSA FOOD SERVICE	Y	27,493			2220100000
Comp. Rate: 8.50/HR PATTI ANNE/MSA RES ED PARENT		5,543			2220100000
Comp. Rate: 10/HR PELL ELISABETH S/CONTRACTUAL TRAVEL		5,635			2220100000
Comp. Rate: PER DIEM/CURRENT MILEAGE RATE PELL ELISABETH S/CONTRACTUAL TRAVEL		82			5320100000
Comp. Rate: PER DIEM/CURRENT MILEAGE RATE PELL ELISABETH/EARLY CHILDHOOD COACH		1,447			2220100000
Comp. Rate: 36/HR PINNOW DAVID/STUDENT ASSESSMENT TA		17,694			2220100000
Comp. Rate: 62.50/HR POPE TREMEKA EVON/CONTRACTUAL TRAVEL		1,531			5320100000
Comp. Rate: PER DIEM/CURRENT MILEAGE RATE POPE TREMEKA/STUDENT ASSESSMENT TA		55			5320100000
Comp. Rate: 62.50/HR POTTS BRIAN M/CONTRACTUAL TRAVEL		7,906			5320100000
Comp. Rate: PER DIEM/CURRENT MILEAGE RATE POTTS BRIAN/STUDENT ASSESSMENT TA		63			5320100000
Comp. Rate: 62.50/HR QOUNG SARAH J/CONTRACTUAL TRAVEL		1,875			5320100000
Comp. Rate: PER DIEM/CURRENT MILEAGE RATE		267			5320100000

Education - General Education Programs (202-00)

Name of Agency

TYPE OF FEE AND NAME OF VENDOR	Retired w/ PERS	(1) Actual Expenses FY Ending June 30, 2020	(2) Estimated Expenses FY Ending June 30, 2021	(3) Requested Expenses FY Ending June 30, 2022	Fund Source
QOUNG SARAH/STUDENT ASSESSMENT TA					
Comp. Rate: 62.50/HR		1,563			5320100000
REEVES LINDA C/CONTRACTUAL TRAVEL					
Comp. Rate: PER DIEM/CURRENT MILEAGE RATE	Y	79			5320100000
REEVES LINDA C/CONTRACTUAL TRAVEL					
Comp. Rate: PER DIEM/CURRENT MILEAGE RATE	Y	29			5320100000
REEVES LINDA/FEDERAL PROGRAMS MONITOR					
Comp. Rate: 87.50/HR	Y	6,125			5320100000
RIALES JULIE C./CONTRACTUAL TRAVEL					
Comp. Rate: PER DIEM/CURRENT MILEAGE RATE		515			5320100000
RIALES JULIE/STUDENT ASSESSMENT TA					
Comp. Rate: 62.50/HR		3,188			5320100000
RIDEOUT PRESTON/CONTRACTUAL TRAVEL					
Comp. Rate: PER DIEM/CURRENT MILEAGE RATE		103			5320100000
RIDEOUT PRESTON/SPED MEDIATOR					
Comp. Rate: 56.88/HR		2,340			5320100000
RILEY CARL/MSA MAINTENANCE					
Comp. Rate: 10/HR		360			2220100000
ROBINS SHARON L/CONTRACTUAL TRAVEL					
Comp. Rate: PER DIEM/CURRENT MILEAGE RATE	Y	267			5320100000
ROBINS SHARON L/CONTRACTUAL TRAVEL					
Comp. Rate: PER DIEM/CURRENT MILEAGE RATE	Y	489			5320100000
ROBINS SHARON/FEDERAL PROGRAMS PEER REVIEWER					
Comp. Rate: 45/HR	Y	495			5320100000
ROBINS SHARON/FEDERAL PROGRAMS PEER REVIEWER					
Comp. Rate: 45/HR	Y	945			5320100000
RUDD LATISHA/CONTRACTUAL TRAVEL					
Comp. Rate: PER DIEM/CURRENT MILEAGE RATE		50			5320100000
RUDD LATISHA/SPED MEDIATOR					
Comp. Rate: 60/HR		180			5320100000
SCARBOROUGH ANGELA/MSA FOOD SERVICE					
Comp. Rate: 8.50/HR		8,768			5320200000
SCOTT EMILY/MSA RES ED PARENT					
Comp. Rate: 10/HR		1,050			2220100000
SHAW TAMARCEO/MSA RES ED PARENT					
Comp. Rate: 10/HR		5,160			2220100000
SHOTO CHESLEY S/CONTRACTUAL TRAVEL					
Comp. Rate: PER DIEM/CURRENT MILEAGE RATE		2,466			2220100000
SHOTO CHESLEY/READING CONSULTANT					
Comp. Rate: 32.73/HR		54,986			2220100000
SIAS MISTY/CONSULTANT					
Comp. Rate: 2917/TASK		2,917			2220100000
SIBLEY CLINNESHA/CONSULTANT					
Comp. Rate: 37087/TASK		37,087			2220100000
SISTRUNK JERRY WAYNE/CONTRACTUAL TRAVEL					

Education - General Education Programs (202-00)

Name of Agency

TYPE OF FEE AND NAME OF VENDOR	Retired w/ PERS	(1) Actual Expenses FY Ending June 30, 2020	(2) Estimated Expenses FY Ending June 30, 2021	(3) Requested Expenses FY Ending June 30, 2022	Fund Source
Comp. Rate: PER DIEM/CURRENT MILEAGE RATE SISTRUNK JERRY/ACCREDITATION AUDITOR	Y	547			2220100000
Comp. Rate: 52.50/HR SMITH CINDY/MSA RES ED PARENT	Y	1,050			2220100000
Comp. Rate: 10/HR SMITH DEBORAH/CONTRACTUAL TRAVEL		2,880			2220100000
Comp. Rate: PER DIEM/CURRENT MILEAGE RATE SMITH DEBORAH/CONTRACTUAL TRAVEL	Y	55			5320100000
Comp. Rate: PER DIEM/CURRENT MILEAGE RATE SMITH DEBORAH/FEDERAL PROGRAMS PEER REVIEWER	Y	163			5320100000
Comp. Rate: 45/HR SMITH DEBORAH/FEDERAL PROGRAMS PEER REVIEWER	Y	360			5320100000
Comp. Rate: 45/HR SMITH EMMA/MSA SUB TEACHER	Y	1,170			5320100000
Comp. Rate: 8.75/HR STAMPLEY SUSAN E./CONTRACTUAL TRAVEL		1,973			2220100000
Comp. Rate: PER DIEM/CURRENT MILEAGE RATE STAMPLEY SUSAN/STUDENT ASSESSMENT TA		2,033			5320100000
Comp. Rate: 62.50/HR STENNETT KATHY/CONTRACTUAL TRAVEL		6,031			5320100000
Comp. Rate: PER DIEM/CURRENT MILEAGE RATE STENNETT KATHY/SCHOOL IMPROVEMENT	Y	5,076			5320100000
Comp. Rate: 52.50/HR TAYLOR BURBETTE M/CONTRACTUAL TRAVEL	Y	23,747			5320100000
Comp. Rate: PER DIEM/CURRENT MILEAGE RATE TAYLOR BURBETTE/FEDERAL PROGRAMS MONITOR	Y	1,859			5320100000
Comp. Rate: 87.50/HR TINGLE STACY R/CONTRACTUAL TRAVEL	Y	10,344			5320100000
Comp. Rate: PER DIEM/CURRENT MILEAGE RATE TINGLE STACY/STUDENT ASSESSMENT TA		70			5320100000
Comp. Rate: 62.50/HR TOOLE ASHLEY F/CONTRACTUAL TRAVEL		1,875			5320100000
Comp. Rate: PER DIEM/CURRENT MILEAGE RATE TOOLE ASHLEY/FEDERAL PROGRAMS MONITOR	Y	1,304			5320100000
Comp. Rate: 87.50/HR TROTTER VERNICE/CONSULTANT	Y	3,019			5320100000
Comp. Rate: 6281/HR TROTTER VERNICE/CONTRACTUAL TRAVEL		6,281			5320100000
Comp. Rate: PER DIEM/CURRENT MILEAGE RATE VICTOR REBECCA ASHA/CONTRACTUAL TRAVEL		1,758			5320100000
Comp. Rate: PER DIEM/CURRENT MILEAGE RATE VICTOR REBECCA ASHA/STUDENT ASSESSMENT TA		147			5320100000
Comp. Rate: 62.50/HR WADE CARRIE A./CONTRACTUAL TRAVEL		4,125			5320100000
Comp. Rate: PER DIEM/CURRENT MILEAGE RATE	Y	30			5320100000

Education - General Education Programs (202-00)

Name of Agency

TYPE OF FEE AND NAME OF VENDOR	Retired w/ PERS	(1) Actual Expenses FY Ending June 30, 2020	(2) Estimated Expenses FY Ending June 30, 2021	(3) Requested Expenses FY Ending June 30, 2022	Fund Source
WADE CARRIE A./CONTRACTUAL TRAVEL					
Comp. Rate: PER DIEM/CURRENT MILEAGE RATE	Y	16			5320100000
WADE CARRIE/FEDERAL PROGRAMS PEER REVIEWER					
Comp. Rate: 45/HR	Y	1,463			5320100000
WADE CARRIE/FEDERAL PROGRAMS PEER REVIEWER					
Comp. Rate: 45/HR	Y	653			5320100000
WADE JULIE J/CONTRACTUAL TRAVEL					
Comp. Rate: PER DIEM/CURRENT MILEAGE RATE	Y	4,269			2220100000
WADE JULIE/SCHOOL IMPROVEMENT CONSULTANT					
Comp. Rate: 52.50/HR	Y	26,772			2220100000
WALLACE PHYLLIS/CONSULTANT					
Comp. Rate: 31698/HR		31,698			2220100000
WARFIELD KIMBERLY A./CONTRACTUAL TRAVEL					
Comp. Rate: PER DIEM/CURRENT MILEAGE RATE		3,913			2220100000
WARFIELD KIMBERLY/SCHOOL IMPROVEMENT					
Comp. Rate: 52.50/HR		19,412			2220100000
WEBLEY ABBY D/CONTRACTUAL TRAVEL					
Comp. Rate: PER DIEM/CURRENT MILEAGE RATE	Y	592			5320100000
WEBLEY ABBY/FEDERAL PROGRAMS MONITOR					
Comp. Rate: 87.50/HR	Y	7,744			5320100000
WESTFALL EARL/MSA SUB TEACHER					
Comp. Rate: 8.75/HR	Y	630			2220100000
WILLIAMS ADRIENNE/CONTRACTUAL TRAVEL					
Comp. Rate: PER DIEM/CURRENT MILEAGE RATE		405			5320100000
WILLIAMS ADRIENNE/CONTRACTUAL TRAVEL					
Comp. Rate: PER DIEM/CURRENT MILEAGE RATE		16			5320100000
WILLIAMS ADRIENNE/FEDERAL PROGRAMS PEER					
Comp. Rate: 45/HR		3,325			5320100000
WILLIAMS ADRIENNE/FEDERAL PROGRAMS PEER					
Comp. Rate: 45/HR		135			5320100000
WILLIAMS ADRIENNE/FEDERAL PROGRAMS PEER					
Comp. Rate: 45/HR		315			5320100000
WILSON SHARON/MSA FOOD SERVICE					
Comp. Rate: 8.50/HR		9,016			2220100000
WILSON VICTORIA/MSA RES ED PARENT					
Comp. Rate: 10/HR		5,304			2220100000
YOUNG ANGELA/MSA TEACHER					
Comp. Rate: 32.17/HR		5,565			2220100000
Total 61610000 CONTRACT WORKER PAYROLL - EFT		964,957	2,500,000	2,500,000	

61625000 CTR WRKR PR MATCH EFT

ANDERSON MARILYNN/FICA/MEDICARE

Comp. Rate: FICA 6.2%/MEDICARE 1.45%

182

5320100000

ANDREWS SUSAN/FICA/MEDICARE

Comp. Rate: FICA 6.2%/MEDICARE 1.45%

868

2220100000

Education - General Education Programs (202-00)

Name of Agency

TYPE OF FEE AND NAME OF VENDOR	Retired w/ PERS	(1) Actual Expenses FY Ending June 30, 2020	(2) Estimated Expenses FY Ending June 30, 2021	(3) Requested Expenses FY Ending June 30, 2022	Fund Source
ATKINS THENIA/FICA/MEDICARE Comp. Rate: FICA 6.2%/MEDICARE 1.45%		192			5320100000
BOUTWELL LYDIA/FICA/MEDICARE Comp. Rate: FICA 6.2%/MEDICARE 1.45%		6,994			3220100000
BOWMAN REBECCA/FICA/MEDICARE Comp. Rate: FICA 6.2%/MEDICARE 1.45%		626			2220100000
BOYD CONNIE/FICA/MEDICARE Comp. Rate: FICA 6.2%/MEDICARE 1.45%		122			2220100000
BRADLEY AMANDA/FICA/MEDICARE Comp. Rate: FICA 6.2%/MEDICARE 1.45%		197			5320100000
BROOKS TIFFANY/FICA/MEDICARE Comp. Rate: FICA 6.2%/MEDICARE 1.45%		48			2220100000
BROWN JOE/FICA/MEDICARE Comp. Rate: FICA 6.2%/MEDICARE 1.45%		108			2220100000
BUNYARD KATHLEEN/FICA/MEDICARE Comp. Rate: FICA 6.2%/MEDICARE 1.45%		164			5320100000
CASE DONALD/FICA/MEDICARE Comp. Rate: FICA 6.2%/MEDICARE 1.45%		1,192			2220100000
CIRLOT JENIFER/FICA/MEDICARE Comp. Rate: FICA 6.2%/MEDICARE 1.45%		366			5320100000
COLEMAN LESLIE/FICA/MEDICARE Comp. Rate: FICA 6.2%/MEDICARE 1.45%		5,609			5320100000
COLEMAN SARA/FICA/MEDICARE Comp. Rate: FICA 6.2%/MEDICARE 1.45%		777			5320100000
CONERLY TIFFANY/FICA/MEDICARE Comp. Rate: FICA 6.2%/MEDICARE 1.45%		161			5320100000
CONNER CARSHENA/FICA/MEDICARE Comp. Rate: FICA 6.2%/MEDICARE 1.45%		130			5320100000
COOK CANDIES/FICA/MEDICARE Comp. Rate: FICA 6.2%/MEDICARE 1.45%		206			5320100000
CRIGLER SAMMIE/FICA/MEDICARE Comp. Rate: FICA 6.2%/MEDICARE 1.45%		2,115			5320100000
DAUGHERTY CHEREDA/FICA/MEDICARE Comp. Rate: FICA 6.2%/MEDICARE 1.45%		65			5320100000
DAUGHERTY CHEREDA/FICA/MEDICARE Comp. Rate: FICA 6.2%/MEDICARE 1.45%		224			5320100000
DAVIS CAROL/FICA/MEDICARE Comp. Rate: FICA 6.2%/MEDICARE 1.45%		218			5320100000
DAVIS CAROL/FICA/MEDICARE Comp. Rate: FICA 6.2%/MEDICARE 1.45%		194			5320100000
DICKERSON CATHY/FICA/MEDICARE Comp. Rate: FICA 6.2%/MEDICARE 1.45%		5,870			2220100000
DIECKMANN HARRY/FICA/MEDICARE Comp. Rate: FICA 6.2%/MEDICARE 1.45%		92			2220100000
DUNGAN SHARON/FICA/MEDICARE Comp. Rate: FICA 6.2%/MEDICARE 1.45%		3,419			5320100000

Education - General Education Programs (202-00)

Name of Agency

TYPE OF FEE AND NAME OF VENDOR	Retired w/ PERS	(1) Actual Expenses FY Ending June 30, 2020	(2) Estimated Expenses FY Ending June 30, 2021	(3) Requested Expenses FY Ending June 30, 2022	Fund Source
ELLIS MERIWETHER TAMARA/FICA/MEDICARE Comp. Rate: FICA 6.2%/MEDICARE 1.45%		165			5320100000
FELLS STACY/FICA/MEDICARE Comp. Rate: FICA 6.2%/MEDICARE 1.45%		358			2220100000
FELLS TALASHIA/FICA/MEDICARE Comp. Rate: FICA 6.2%/MEDICARE 1.45%		6			2220100000
FORD TERRI/FICA/MEDICARE Comp. Rate: FICA 6.2%/MEDICARE 1.45%		1,981			5320100000
FREENY BRITNEY/FICA/MEDICARE Comp. Rate: FICA 6.2%/MEDICARE 1.45%		139			5320100000
GARRETT CARRIE/FICA/MEDICARE Comp. Rate: FICA 6.2%/MEDICARE 1.45%		1,140			2220100000
GARRETT THOMAS/FICA/MEDICARE Comp. Rate: FICA 6.2%/MEDICARE 1.45%		2,422			5320100000
GIBSON ALISHA/FICA/MEDICARE Comp. Rate: FICA 6.2%/MEDICARE 1.45%		332			5320100000
GREEN CURT/FICA/MEDICARE Comp. Rate: FICA 6.2%/MEDICARE 1.45%		1,773			5320100000
GREEN LESSIE/FICA/MEDICARE Comp. Rate: FICA 6.2%/MEDICARE 1.45%		148			5320100000
GUTHRIE NINA/FICA/MEDICARE Comp. Rate: FICA 6.2%/MEDICARE 1.45%		4,198			2220100000
HARDY KRISTINA/FICA/MEDICARE Comp. Rate: FICA 6.2%/MEDICARE 1.45%		445			5320100000
HARRIS MELISSA/FICA/MEDICARE Comp. Rate: FICA 6.2%/MEDICARE 1.45%		1,401			5320100000
HAYNES LYDIA/FICA/MEDICARE Comp. Rate: FICA 6.2%/MEDICARE 1.45%		5,972			5320100000
HILLHOUSE MARSHA/FICA/MEDICARE Comp. Rate: FICA 6.2%/MEDICARE 1.45%		209			5320100000
HOLIFIELD APRIL/FICA/MEDICARE Comp. Rate: FICA 6.2%/MEDICARE 1.45%		120			5320100000
HOLMAN MICHELLE/FICA/MEDICARE Comp. Rate: FICA 6.2%/MEDICARE 1.45%		273			5320100000
HUNTER CYNTHIA/FICA/MEDICARE Comp. Rate: FICA 6.2%/MEDICARE 1.45%		2,289			2220100000
JENKINS YOLANDA/FICA/MEDICARE Comp. Rate: FICA 6.2%/MEDICARE 1.45%		344			5320100000
JOHNS WILLIAM/FICA/MEDICARE Comp. Rate: FICA 6.2%/MEDICARE 1.45%		234			5320100000
JONES LINDSEY/FICA/MEDICARE Comp. Rate: FICA 6.2%/MEDICARE 1.45%		62			5320100000
JONES MARY/FICA/MEDICARE Comp. Rate: FICA 6.2%/MEDICARE 1.45%		1,359			5320100000
JONES MARY/FICA/MEDICARE Comp. Rate: FICA 6.2%/MEDICARE 1.45%		2,022			5320100000

Education - General Education Programs (202-00)

Name of Agency

TYPE OF FEE AND NAME OF VENDOR	Retired w/ PERS	(1) Actual Expenses FY Ending June 30, 2020	(2) Estimated Expenses FY Ending June 30, 2021	(3) Requested Expenses FY Ending June 30, 2022	Fund Source
KENT MICHAEL/FICA/MEDICARE Comp. Rate: FICA 6.2%/MEDICARE 1.45%		16,918			2220100000
KEYS PRINCESS/FICA/MEDICARE Comp. Rate: FICA 6.2%/MEDICARE 1.45%		691			2220100000
KNIGHT LIONEL/FICA/MEDICARE Comp. Rate: FICA 6.2%/MEDICARE 1.45%		124			5320100000
LATIKER TONY/FICA/MEDICARE Comp. Rate: FICA 6.2%/MEDICARE 1.45%		14			5320100000
LEE CHERYL/FICA/MEDICARE Comp. Rate: FICA 6.2%/MEDICARE 1.45%		73			2220100000
LODEN DONNA/FICA/MEDICARE Comp. Rate: FICA 6.2%/MEDICARE 1.45%		184			2220100000
MARTIN DEREK/FICA/MEDICARE Comp. Rate: FICA 6.2%/MEDICARE 1.45%		219			2220100000
MARTIN MARLYNN/FICA/MEDICARE Comp. Rate: FICA 6.2%/MEDICARE 1.45%		6,530			5320100000
MARTIN ROD/FICA/MEDICARE Comp. Rate: FICA 6.2%/MEDICARE 1.45%		263			5320100000
MAYES DEIRDRE/FICA/MEDICARE Comp. Rate: FICA 6.2%/MEDICARE 1.45%		581			5320100000
MCCARDLE NOLLIE/FICA/MEDICARE Comp. Rate: FICA 6.2%/MEDICARE 1.45%		537			5320100000
MCCARDLE NOLLIE/FICA/MEDICARE Comp. Rate: FICA 6.2%/MEDICARE 1.45%		2,269			5320100000
MCCOY BARBARA/FICA/MEDICARE Comp. Rate: FICA 6.2%/MEDICARE 1.45%		2,543			5320100000
MC GEE ASHLEY/FICA/MEDICARE Comp. Rate: FICA 6.2%/MEDICARE 1.45%		143			5320100000
MILES ROBIN/FICA/MEDICARE Comp. Rate: FICA 6.2%/MEDICARE 1.45%		811			5320100000
MILES ROBIN/FICA/MEDICARE Comp. Rate: FICA 6.2%/MEDICARE 1.45%		1,567			5320100000
MILLER SHARON/FICA/MEDICARE Comp. Rate: FICA 6.2%/MEDICARE 1.45%		7,216			5320100000
MOCKBEE JACQUELYN/FICA/MEDICARE Comp. Rate: FICA 6.2%/MEDICARE 1.45%		5,483			2220100000
MOORE BLANCHE/FICA/MEDICARE Comp. Rate: FICA 6.2%/MEDICARE 1.45%		1,249			5320100000
NEWSOME THELMA/FICA/MEDICARE Comp. Rate: FICA 6.2%/MEDICARE 1.45%		184			2220100000
NICHOLSON ELOIS/FICA/MEDICARE Comp. Rate: FICA 6.2%/MEDICARE 1.45%		6,887			2220100000
NORRIS DONNA/FICA/MEDICARE Comp. Rate: FICA 6.2%/MEDICARE 1.45%		424			2220100000
PATTI ANNE/FICA/MEDICARE Comp. Rate: FICA 6.2%/MEDICARE 1.45%		431			2220100000

Education - General Education Programs (202-00)

Name of Agency

TYPE OF FEE AND NAME OF VENDOR	Retired w/ PERS	(1) Actual Expenses FY Ending June 30, 2020	(2) Estimated Expenses FY Ending June 30, 2021	(3) Requested Expenses FY Ending June 30, 2022	Fund Source
PELL ELISABETH/FICA/MEDICARE Comp. Rate: FICA 6.2%/MEDICARE 1.45%		1,354			2220100000
PINNOW DAVID/FICA/MEDICARE Comp. Rate: FICA 6.2%/MEDICARE 1.45%		117			5320100000
POPE TREMEKA/FICA/MEDICARE Comp. Rate: FICA 6.2%/MEDICARE 1.45%		605			5320100000
POTTS BRIAN/FICA/MEDICARE Comp. Rate: FICA 6.2%/MEDICARE 1.45%		143			5320100000
QOUNG SARAH/FICA/MEDICARE Comp. Rate: FICA 6.2%/MEDICARE 1.45%		120			5320100000
REEVES LINDA/FICA/MEDICARE Comp. Rate: FICA 6.2%/MEDICARE 1.45%		1,534			5320100000
RIALES JULIE/FICA/MEDICARE Comp. Rate: FICA 6.2%/MEDICARE 1.45%		244			5320100000
RIDEOUT PRESTON/FICA/MEDICARE Comp. Rate: FICA 6.2%/MEDICARE 1.45%		179			5320100000
RILEY CARL/FICA/MEDICARE Comp. Rate: FICA 6.2%/MEDICARE 1.45%		28			2220100000
ROBINS SHARON/FICA/MEDICARE Comp. Rate: FICA 6.2%/MEDICARE 1.45%		38			5320100000
ROBINS SHARON/FICA/MEDICARE Comp. Rate: FICA 6.2%/MEDICARE 1.45%		72			5320100000
RUDD LATISHA/FICA/MEDICARE Comp. Rate: FICA 6.2%/MEDICARE 1.45%		14			5320100000
SCARBOROUGH ANGELA/FICA/MEDICARE Comp. Rate: FICA 6.2%/MEDICARE 1.45%		671			5320200000
SCOTT EMILY/FICA/MEDICARE Comp. Rate: FICA 6.2%/MEDICARE 1.45%		80			2220100000
SHAW TAMARCEO/FICA/MEDICARE Comp. Rate: FICA 6.2%/MEDICARE 1.45%		395			2220100000
SHOTO CHESLEY/FICA/MEDICARE Comp. Rate: FICA 6.2%/MEDICARE 1.45%		4,207			2220100000
SIAS MISTY/FICA/MEDICARE Comp. Rate: FICA 6.2%/MEDICARE 1.45%		223			2220100000
SIBLEY CLINNESHA/FICA/MEDICARE Comp. Rate: FICA 6.2%/MEDICARE 1.45%		2,837			2220100000
SISTRUNK JERRY/FICA/MEDICARE Comp. Rate: FICA 6.2%/MEDICARE 1.45%		263			2220100000
SMITH CINDY/FICA/MEDICARE Comp. Rate: FICA 6.2%/MEDICARE 1.45%		220			2220100000
SMITH DEBORAH/FICA/MEDICARE Comp. Rate: FICA 6.2%/MEDICARE 1.45%		90			5320100000
SMITH DEBORAH/FICA/MEDICARE Comp. Rate: FICA 6.2%/MEDICARE 1.45%		293			5320100000
SMITH EMMA/FICA/MEDICARE Comp. Rate: FICA 6.2%/MEDICARE 1.45%		151			2220100000

Education - General Education Programs (202-00)

Name of Agency

TYPE OF FEE AND NAME OF VENDOR	Retired w/ PERS	(1) Actual Expenses FY Ending June 30, 2020	(2) Estimated Expenses FY Ending June 30, 2021	(3) Requested Expenses FY Ending June 30, 2022	Fund Source
STAMPLEY SUSAN/FICA/MEDICARE Comp. Rate: FICA 6.2%/MEDICARE 1.45%		461			5320100000
STENNETT KATHY/FICA/MEDICARE Comp. Rate: FICA 6.2%/MEDICARE 1.45%		5,949			5320100000
TAYLOR BURBETTE/FICA/MEDICARE Comp. Rate: FICA 6.2%/MEDICARE 1.45%		2,591			5320100000
TINGLE STACY/FICA/MEDICARE Comp. Rate: FICA 6.2%/MEDICARE 1.45%		143			5320100000
TOOLE ASHLEY/FICA/MEDICARE Comp. Rate: FICA 6.2%/MEDICARE 1.45%		756			5320100000
TROTTER VERNICE/FICA/MEDICARE Comp. Rate: FICA 6.2%/MEDICARE 1.45%		481			5320100000
VICTOR REBECCA ASHA/FICA/MEDICARE Comp. Rate: FICA 6.2%/MEDICARE 1.45%		316			5320100000
WADE CARRIE/FICA/MEDICARE Comp. Rate: FICA 6.2%/MEDICARE 1.45%		163			5320100000
WADE CARRIE/FICA/MEDICARE Comp. Rate: FICA 6.2%/MEDICARE 1.45%		366			5320100000
WADE JULIE/FICA/MEDICARE Comp. Rate: FICA 6.2%/MEDICARE 1.45%		6,707			2220100000
WALLACE PHYLLIS/FICA/MEDICARE Comp. Rate: FICA 6.2%/MEDICARE 1.45%		7,940			2220100000
WARFIELD KIMBERLY/FICA/MEDICARE Comp. Rate: FICA 6.2%/MEDICARE 1.45%		1,485			2220100000
WEBLEY ABBY/FICA/MEDICARE Comp. Rate: FICA 6.2%/MEDICARE 1.45%		1,940			5320100000
WESTFALL EARL/FICA/MEDICARE Comp. Rate: FICA 6.2%/MEDICARE 1.45%		158			2220100000
WILLIAMS ADRIENNE/FICA/MEDICARE Comp. Rate: FICA 6.2%/MEDICARE 1.45%		24			5320100000
WILLIAMS ADRIENNE/FICA/MEDICARE Comp. Rate: FICA 6.2%/MEDICARE 1.45%		10			5320100000
WILLIAMS ADRIENNE/FICA/MEDICARE Comp. Rate: FICA 6.2%/MEDICARE 1.45%		254			5320100000
WILSON SHARON/FICA/MEDICARE Comp. Rate: FICA 6.2%/MEDICARE 1.45%		690			2220100000
WILSON VICTORIA/FICA/MEDICARE Comp. Rate: FICA 6.2%/MEDICARE 1.45%		406			2220100000
XXX New/ Comp. Rate:			300,000	300,000	
YOUNG ANGELA/FICA/MEDICARE Comp. Rate: FICA 6.2%/MEDICARE 1.45%		426			2220100000
Total 61625000 CTR WRKR PR MATCH EFT		158,016	300,000	300,000	

61696000 FEES & SVC RMB NO 1099

ABIGAIL G FISHER/TRAVEL/REIMBURSEMENT OF FEES

Education - General Education Programs (202-00)

Name of Agency

TYPE OF FEE AND NAME OF VENDOR	Retired w/ PERS	(1) Actual Expenses FY Ending June 30, 2020	(2) Estimated Expenses FY Ending June 30, 2021	(3) Requested Expenses FY Ending June 30, 2022	Fund Source
Comp. Rate: TRAVEL RATE/ACTUAL EXP		384			5320200000
AIMEE HAWKINS/TRAVEL/REIMBURSEMENT OF FEES					
Comp. Rate: TRAVEL RATE/ACTUAL EXP		11,193			2220100000
ALEXANDRIA RICE					
Comp. Rate: TRAVEL RATE/ACTUAL EXP		1,360			3320200000
ALEXANDRIA RICE					
Comp. Rate: TRAVEL RATE/ACTUAL EXP		216			5320100000
ALEXSIS CASTON/TRAVEL/REIMBURSEMENT OF FEES					
Comp. Rate: TRAVEL RATE/ACTUAL EXP		209			5320100000
ALICIA CONERLY/TRAVEL/REIMBURSEMENT OF FEES					
Comp. Rate: TRAVEL RATE/ACTUAL EXP		307			2220100000
ALISA JORDAN/TRAVEL/REIMBURSEMENT OF FEES					
Comp. Rate: TRAVEL RATE/ACTUAL EXP		360			5320100000
ALLISON THOMAS/TRAVEL/REIMBURSEMENT OF FEES					
Comp. Rate: TRAVEL RATE/ACTUAL EXP		10,075			2220100000
AMANDA LOGUE/TRAVEL/REIMBURSEMENT OF FEES					
Comp. Rate: TRAVEL RATE/ACTUAL EXP		12,581			2220100000
AMANDA MALONE/TRAVEL/REIMBURSEMENT OF FEES					
Comp. Rate: TRAVEL RATE/ACTUAL EXP		12,087			2220100000
AMBER MCCRARY HICKS/TRAVEL/REIMBURSEMENT OF					
Comp. Rate: TRAVEL RATE/ACTUAL EXP		14,220			2220100000
AMY BAKER/TRAVEL/REIMBURSEMENT OF FEES					
Comp. Rate: TRAVEL RATE/ACTUAL EXP		11,783			2220100000
AMY BAUGHMAN/TRAVEL/REIMBURSEMENT OF FEES					
Comp. Rate: TRAVEL RATE/ACTUAL EXP		118			2220100000
AMY E. MASSEY/TRAVEL/REIMBURSEMENT OF FEES					
Comp. Rate: TRAVEL RATE/ACTUAL EXP		89			3320200000
ANGELA MOORE/TRAVEL/REIMBURSEMENT OF FEES					
Comp. Rate: TRAVEL RATE/ACTUAL EXP		1,157			5320100000
ANGELA ROBERTS/TRAVEL/REIMBURSEMENT OF FEES					
Comp. Rate: TRAVEL RATE/ACTUAL EXP		367			2220100000
ANGIE OKOJIE/TRAVEL/REIMBURSEMENT OF FEES					
Comp. Rate: TRAVEL RATE/ACTUAL EXP		160			5320200000
ANN MARIE CARLYLE/TRAVEL/REIMBURSEMENT OF					
Comp. Rate: TRAVEL RATE/ACTUAL EXP		8,624			2220100000
ARMER MOORE/TRAVEL/REIMBURSEMENT OF FEES					
Comp. Rate: TRAVEL RATE/ACTUAL EXP		108			5320100000
ASHEA WELLS/TRAVEL/REIMBURSEMENT OF FEES					
Comp. Rate: TRAVEL RATE/ACTUAL EXP		637			5320200000
ASHLEE N. SLOCUM/TRAVEL/REIMBURSEMENT OF FEES					
Comp. Rate: TRAVEL RATE/ACTUAL EXP		534			5320200000
ASHLEY LANFORD/TRAVEL/REIMBURSEMENT OF FEES					
Comp. Rate: TRAVEL RATE/ACTUAL EXP		13,729			2220100000
BECK MELISSA VENTURE/TRAVEL/REIMBURSEMENT OF					
Comp. Rate: TRAVEL RATE/ACTUAL EXP		10,186			2220100000
BETHANI WELCH/TRAVEL/REIMBURSEMENT OF FEES					

Education - General Education Programs (202-00)

Name of Agency

TYPE OF FEE AND NAME OF VENDOR	Retired w/ PERS	(1) Actual Expenses FY Ending June 30, 2020	(2) Estimated Expenses FY Ending June 30, 2021	(3) Requested Expenses FY Ending June 30, 2022	Fund Source
<i>Comp. Rate: TRAVEL RATE/ACTUAL EXP</i>		10,476			2220100000
BIGGS ROBERT D/TRAVEL/REIMBURSEMENT OF FEES					
<i>Comp. Rate: TRAVEL RATE/ACTUAL EXP</i>		95			2220100000
BRAD MIXON/TRAVEL/REIMBURSEMENT OF FEES					
<i>Comp. Rate: TRAVEL RATE/ACTUAL EXP</i>		275			2220100000
BRANDI WARREN/TRAVEL/REIMBURSEMENT OF FEES					
<i>Comp. Rate: TRAVEL RATE/ACTUAL EXP</i>		7,947			2220100000
BRENDA KIRKHAM/TRAVEL/REIMBURSEMENT OF FEES					
<i>Comp. Rate: TRAVEL RATE/ACTUAL EXP</i>		108			5320200000
BRIANNA STEWART/TRAVEL/REIMBURSEMENT OF FEES					
<i>Comp. Rate: TRAVEL RATE/ACTUAL EXP</i>		11,768			2220100000
BRITNEY DEWEASE/TRAVEL/REIMBURSEMENT OF FEES					
<i>Comp. Rate: TRAVEL RATE/ACTUAL EXP</i>		11,965			2220100000
BRITTANY POLLARD/TRAVEL/REIMBURSEMENT OF FEES					
<i>Comp. Rate: TRAVEL RATE/ACTUAL EXP</i>		76			5320200000
CANDACE BRYANT/TRAVEL/REIMBURSEMENT OF FEES					
<i>Comp. Rate: TRAVEL RATE/ACTUAL EXP</i>		374			5320200000
CANDICE SAVAGE/TRAVEL/REIMBURSEMENT OF FEES					
<i>Comp. Rate: TRAVEL RATE/ACTUAL EXP</i>		12,474			2220100000
CANDY SHIPP/TRAVEL/REIMBURSEMENT OF FEES					
<i>Comp. Rate: TRAVEL RATE/ACTUAL EXP</i>		8,971			2220100000
CAROLYN BARBER/TRAVEL/REIMBURSEMENT OF FEES					
<i>Comp. Rate: TRAVEL RATE/ACTUAL EXP</i>		1,407			3320200000
CARRIE B. LABATTE/TRAVEL/REIMBURSEMENT OF FEES					
<i>Comp. Rate: TRAVEL RATE/ACTUAL EXP</i>		330			5320200000
CARTESSIA ANGRUM/TRAVEL/REIMBURSEMENT OF FEES					
<i>Comp. Rate: TRAVEL RATE/ACTUAL EXP</i>		3,501			2220100000
CASEY WILBERDING/TRAVEL/REIMBURSEMENT OF FEES					
<i>Comp. Rate: TRAVEL RATE/ACTUAL EXP</i>		8,797			2220100000
CASSANDRA HARDAWAY/TRAVEL/REIMBURSEMENT OF					
<i>Comp. Rate: TRAVEL RATE/ACTUAL EXP</i>		242			2220100000
CATHERINE CANNON					
<i>Comp. Rate: TRAVEL RATE/ACTUAL EXP</i>		6,031			2220100000
CHARLETTE L. BRAND/TRAVEL/REIMBURSEMENT OF					
<i>Comp. Rate: TRAVEL RATE/ACTUAL EXP</i>		132			5320200000
CHELSEA KILGORE/TRAVEL/REIMBURSEMENT OF FEES					
<i>Comp. Rate: TRAVEL RATE/ACTUAL EXP</i>		3,833			2220100000
CHRISTELL E. HICKS/TRAVEL/REIMBURSEMENT OF FEES					
<i>Comp. Rate: TRAVEL RATE/ACTUAL EXP</i>		42			3320200000
CHRISTINE SPELL/TRAVEL/REIMBURSEMENT OF FEES					
<i>Comp. Rate: TRAVEL RATE/ACTUAL EXP</i>		13,904			2220100000
CLARA ADAMS/TRAVEL/REIMBURSEMENT OF FEES					
<i>Comp. Rate: TRAVEL RATE/ACTUAL EXP</i>		1,293			3320200000
CLEVELAND SCHOOL DIST/MISC REIMB					
<i>Comp. Rate: FLAT FEE</i>		588			3320200000
COUNCIL OF CHIEF STATE SC/TRAVEL/REIMBURSEMENT					

Education - General Education Programs (202-00)

Name of Agency

TYPE OF FEE AND NAME OF VENDOR	Retired w/ PERS	(1) Actual Expenses FY Ending June 30, 2020	(2) Estimated Expenses FY Ending June 30, 2021	(3) Requested Expenses FY Ending June 30, 2022	Fund Source
Comp. Rate: TRAVEL RATE/ACTUAL EXP		1,127			5320100000
COURTNEY SHERIFF/TRAVEL/REIMBURSEMENT OF FEES					
Comp. Rate: TRAVEL RATE/ACTUAL EXP		7,393			2220100000
CRAIN KELLI PEPPER/TRAVEL/REIMBURSEMENT OF FEES					
Comp. Rate: TRAVEL RATE/ACTUAL EXP		11,012			2220100000
CYNTHIA E. WRIGHT/TRAVEL/REIMBURSEMENT OF FEES					
Comp. Rate: TRAVEL RATE/ACTUAL EXP		211			2220100000
CYNTHIA GAIL COURTNEY/TRAVEL/REIMBURSEMENT OF					
Comp. Rate: TRAVEL RATE/ACTUAL EXP		3,481			2220100000
DAVID J. WALLACE/TRAVEL/REIMBURSEMENT OF FEES					
Comp. Rate: TRAVEL RATE/ACTUAL EXP		560			5320100000
DAVIS CHRISTOPHER M/TRAVEL/REIMBURSEMENT OF					
Comp. Rate: TRAVEL RATE/ACTUAL EXP		423			5320100000
DEBBIE HITE BULLOCK/TRAVEL/REIMBURSEMENT OF					
Comp. Rate: TRAVEL RATE/ACTUAL EXP		7,497			2220100000
DEIDRA GAMMILL/TRAVEL/REIMBURSEMENT OF FEES					
Comp. Rate: TRAVEL RATE/ACTUAL EXP		116			2220100000
DEIDRE STANDARD/TRAVEL/REIMBURSEMENT OF FEES					
Comp. Rate: TRAVEL RATE/ACTUAL EXP		834			3320200000
DELORES BARBER/TRAVEL/REIMBURSEMENT OF FEES					
Comp. Rate: TRAVEL RATE/ACTUAL EXP		185			5320200000
DELPHONY S WILLIAMS/TRAVEL/REIMBURSEMENT OF					
Comp. Rate: TRAVEL RATE/ACTUAL EXP		11,669			2220100000
DELTA STATE UNIVERSITY/REIMBURSEMENT					
Comp. Rate: FLAT FEE		1,612			5320200000
DEMETRAS A. JONES/TRAVEL/REIMBURSEMENT OF FEES					
Comp. Rate: TRAVEL RATE/ACTUAL EXP		5,118			2220100000
DOSS CORETTA/TRAVEL/REIMBURSEMENT OF FEES					
Comp. Rate: TRAVEL RATE/ACTUAL EXP		3,842			2220100000
EATON EMILY/TRAVEL/REIMBURSEMENT OF FEES					
Comp. Rate: TRAVEL RATE/ACTUAL EXP		11,666			2220100000
ELISA BROOKS/TRAVEL/REIMBURSEMENT OF FEES					
Comp. Rate: TRAVEL RATE/ACTUAL EXP		11,463			2220100000
ENTERPRISE/MISC EXP					
Comp. Rate: FLAT FEE		107			5320100000
EUGENE BROWN, III/TRAVEL/REIMBURSEMENT OF FEES					
Comp. Rate: TRAVEL RATE/ACTUAL EXP		724			5320200000
EUTROPHIA LENORA HOGAN/TRAVEL/REIMBURSEMENT					
Comp. Rate: TRAVEL RATE/ACTUAL EXP		155			2220100000
FEES & SVC RMB NO 1099/					
Comp. Rate:			1,500,000	1,500,000	
FREDERICK O'NEAL HILL/TRAVEL/REIMBURSEMENT OF					
Comp. Rate: TRAVEL RATE/ACTUAL EXP		603			5320200000
GENA HEFFNER/TRAVEL/REIMBURSEMENT OF FEES					
Comp. Rate: TRAVEL RATE/ACTUAL EXP		414			2220100000
GIBSON KENNETH W/TRAVEL/REIMBURSEMENT OF FEES					

Education - General Education Programs (202-00)

Name of Agency

TYPE OF FEE AND NAME OF VENDOR	Retired w/ PERS	(1) Actual Expenses FY Ending June 30, 2020	(2) Estimated Expenses FY Ending June 30, 2021	(3) Requested Expenses FY Ending June 30, 2022	Fund Source
Comp. Rate: TRAVEL RATE/ACTUAL EXP		14,643			2220100000
HADAWAY ELIZABETH SMITH/TRAVEL/REIMBURSEMENT					
Comp. Rate: TRAVEL RATE/ACTUAL EXP		13,876			2220100000
HANNAH GADD ARDREY/TRAVEL/REIMBURSEMENT OF					
Comp. Rate: TRAVEL RATE/ACTUAL EXP		181			3320200000
HANNAH GADD ARDREY/TRAVEL/REIMBURSEMENT OF					
Comp. Rate: TRAVEL RATE/ACTUAL EXP		645			2220100000
HARRIS ASHLEY F/TRAVEL/REIMBURSEMENT OF FEES					
Comp. Rate: TRAVEL RATE/ACTUAL EXP		1,211			3320200000
HENDERSON MARY					
Comp. Rate: TRAVEL RATE/ACTUAL EXP		8,810			2220100000
HILLARY SAPANSKI/TRAVEL/REIMBURSEMENT OF FEES					
Comp. Rate: TRAVEL RATE/ACTUAL EXP		10,577			2220100000
HODA JILL W/TRAVEL/REIMBURSEMENT OF FEES					
Comp. Rate: TRAVEL RATE/ACTUAL EXP		14,175			2220100000
HOLLY EASTERLING/TRAVEL/REIMBURSEMENT OF FEES					
Comp. Rate: TRAVEL RATE/ACTUAL EXP		2,365			5320100000
HOWARD SAVAGE, JR./TRAVEL/REIMBURSEMENT OF					
Comp. Rate: TRAVEL RATE/ACTUAL EXP		113			2220100000
HUNTER ALICE P/TRAVEL/REIMBURSEMENT OF FEES					
Comp. Rate: TRAVEL RATE/ACTUAL EXP		8,757			5320100000
INGA STANCILL/TRAVEL/REIMBURSEMENT OF FEES					
Comp. Rate: TRAVEL RATE/ACTUAL EXP		303			5320100000
INGRAM TERRY D/TRAVEL/REIMBURSEMENT OF FEES					
Comp. Rate: TRAVEL RATE/ACTUAL EXP		108			2220100000
J MORRIS ENTERPRISES, LLC/TRAVEL/REIMBURSEMENT					
Comp. Rate: TRAVEL RATE/ACTUAL EXP		1,117			5320100000
JACKIE T. HENRY/TRAVEL/REIMBURSEMENT OF FEES					
Comp. Rate: TRAVEL RATE/ACTUAL EXP		249			5320100000
JAN ROGERS/TRAVEL/REIMBURSEMENT OF FEES					
Comp. Rate: TRAVEL RATE/ACTUAL EXP		13,115			2220100000
JANET C. SPEARS/TRAVEL/REIMBURSEMENT OF FEES					
Comp. Rate: TRAVEL RATE/ACTUAL EXP		444			5320200000
JATH VEARD DICECCO/TRAVEL/REIMBURSEMENT OF					
Comp. Rate: TRAVEL RATE/ACTUAL EXP		16,114			2220100000
JEFFREY L LEFFLER/TRAVEL/REIMBURSEMENT OF FEES					
Comp. Rate: TRAVEL RATE/ACTUAL EXP		643			5320200000
JENNIFER LOWERY/TRAVEL/REIMBURSEMENT OF FEES					
Comp. Rate: TRAVEL RATE/ACTUAL EXP		126			2220100000
JENNIFER WEST/TRAVEL/REIMBURSEMENT OF FEES					
Comp. Rate: TRAVEL RATE/ACTUAL EXP		6,189			2220100000
JENNIFER WILLIAMS/TRAVEL/REIMBURSEMENT OF FEES					
Comp. Rate: TRAVEL RATE/ACTUAL EXP		175			2220100000
JERMALL D. WRIGHT/TRAVEL/REIMBURSEMENT OF FEES					
Comp. Rate: TRAVEL RATE/ACTUAL EXP		217			5320200000
JOANN MESTAYER/TRAVEL/REIMBURSEMENT OF FEES					

Education - General Education Programs (202-00)

Name of Agency

TYPE OF FEE AND NAME OF VENDOR	Retired w/ PERS	(1) Actual Expenses FY Ending June 30, 2020	(2) Estimated Expenses FY Ending June 30, 2021	(3) Requested Expenses FY Ending June 30, 2022	Fund Source
Comp. Rate: TRAVEL RATE/ACTUAL EXP		11,223			2220100000
JODI CRANFORD/TRAVEL/REIMBURSEMENT OF FEES					
Comp. Rate: TRAVEL RATE/ACTUAL EXP		675			5320100000
JOHN ELLISON/TRAVEL/REIMBURSEMENT OF FEES					
Comp. Rate: TRAVEL RATE/ACTUAL EXP		190			2220100000
JOY TREHERN/TRAVEL/REIMBURSEMENT OF FEES					
Comp. Rate: TRAVEL RATE/ACTUAL EXP		77			2220100000
JUANITA CHRISTIAN/TRAVEL/REIMBURSEMENT OF FEES					
Comp. Rate: TRAVEL RATE/ACTUAL EXP		2,255			5320100000
JULIA ANNE MOORE/TRAVEL/REIMBURSEMENT OF FEES					
Comp. Rate: TRAVEL RATE/ACTUAL EXP		9,965			2220100000
JULIE BURTON/TRAVEL/REIMBURSEMENT OF FEES					
Comp. Rate: TRAVEL RATE/ACTUAL EXP		10,948			2220100000
KASEY RATHER/TRAVEL/REIMBURSEMENT OF FEES					
Comp. Rate: TRAVEL RATE/ACTUAL EXP		10,338			2220100000
KASHEA BLUNT/TRAVEL/REIMBURSEMENT OF FEES					
Comp. Rate: TRAVEL RATE/ACTUAL EXP		359			5320200000
KATELIN BLACK/TRAVEL/REIMBURSEMENT OF FEES					
Comp. Rate: TRAVEL RATE/ACTUAL EXP		718			5320200000
KATIE WILLIAMSON/TRAVEL/REIMBURSEMENT OF FEES					
Comp. Rate: TRAVEL RATE/ACTUAL EXP		8,593			2220100000
KATRINA COLEMAN JONES/TRAVEL/REIMBURSEMENT OF					
Comp. Rate: TRAVEL RATE/ACTUAL EXP		9,706			2220100000
KAYSIE S BURTON/TRAVEL/REIMBURSEMENT OF FEES					
Comp. Rate: TRAVEL RATE/ACTUAL EXP		2,505			5320200000
KEON CATCHINGS-SHELBY/TRAVEL/REIMBURSEMENT OF					
Comp. Rate: TRAVEL RATE/ACTUAL EXP		6,358			2220100000
KIMBERLEE DIANE KELLEY/TRAVEL/REIMBURSEMENT					
Comp. Rate: TRAVEL RATE/ACTUAL EXP		482			5320200000
KIMBERLY A ZIEGLER/TRAVEL/REIMBURSEMENT OF					
Comp. Rate: TRAVEL RATE/ACTUAL EXP		129			5320100000
KIMBERLY HOOTSELL					
Comp. Rate: TRAVEL RATE/ACTUAL EXP		9,314			2220100000
KIMBERLY M. ALDA/TRAVEL/REIMBURSEMENT OF FEES					
Comp. Rate: TRAVEL RATE/ACTUAL EXP		3,254			5320100000
KRISTINA R. POLLARD/TRAVEL/REIMBURSEMENT OF					
Comp. Rate: TRAVEL RATE/ACTUAL EXP		113			2220100000
KRYSTALINE SAMPLE/TRAVEL/REIMBURSEMENT OF FEES					
Comp. Rate: TRAVEL RATE/ACTUAL EXP		102			5320200000
LACIE FLAKE/TRAVEL/REIMBURSEMENT OF FEES					
Comp. Rate: TRAVEL RATE/ACTUAL EXP		110			2220100000
LAKESHA DOYLE/TRAVEL/REIMBURSEMENT OF FEES					
Comp. Rate: TRAVEL RATE/ACTUAL EXP		7,679			2220100000
LANI FOIL/TRAVEL/REIMBURSEMENT OF FEES					
Comp. Rate: TRAVEL RATE/ACTUAL EXP		9,516			2220100000
LATONDRA ROBINSON/TRAVEL/REIMBURSEMENT OF					

Education - General Education Programs (202-00)

Name of Agency

TYPE OF FEE AND NAME OF VENDOR	Retired w/ PERS	(1) Actual Expenses FY Ending June 30, 2020	(2) Estimated Expenses FY Ending June 30, 2021	(3) Requested Expenses FY Ending June 30, 2022	Fund Source
Comp. Rate: TRAVEL RATE/ACTUAL EXP		3,454			2220100000
LATRICE YVETTE DAVIS/TRAVEL/REIMBURSEMENT OF					
Comp. Rate: TRAVEL RATE/ACTUAL EXP		202			5320200000
LEAH BYRD/TRAVEL/REIMBURSEMENT OF FEES					
Comp. Rate: TRAVEL RATE/ACTUAL EXP		1,059			5320100000
LEAH STANFORD/TRAVEL/REIMBURSEMENT OF FEES					
Comp. Rate: TRAVEL RATE/ACTUAL EXP		6,935			2220100000
LEIGHANNE CHEESEMAN/TRAVEL/REIMBURSEMENT OF					
Comp. Rate: TRAVEL RATE/ACTUAL EXP		9,323			2220100000
LELAND SCHOOL DIST/MISC REIMB					
Comp. Rate: FLAT FEE		153			3320200000
LILA S. BROOM/TRAVEL/REIMBURSEMENT OF FEES					
Comp. Rate: TRAVEL RATE/ACTUAL EXP		94			2220100000
LINDSAY MASSEY/TRAVEL/REIMBURSEMENT OF FEES					
Comp. Rate: TRAVEL RATE/ACTUAL EXP		94			5320200000
LORARINE LOVING-JACKSON/TRAVEL/REIMBURSEMENT					
Comp. Rate: TRAVEL RATE/ACTUAL EXP		13,043			2220100000
LYDIA ADERHOLT/TRAVEL/REIMBURSEMENT OF FEES					
Comp. Rate: TRAVEL RATE/ACTUAL EXP		8,475			2220100000
MARGIE B. PULLEY/TRAVEL/REIMBURSEMENT OF FEES					
Comp. Rate: TRAVEL RATE/ACTUAL EXP		29,500			2220100000
MARQUITA JONES/TRAVEL/REIMBURSEMENT OF FEES					
Comp. Rate: TRAVEL RATE/ACTUAL EXP		157			5320200000
MARRIOTT - JACKSON/MISC EXP					
Comp. Rate: FLAT FEE		94			2220100000
MARTHA E. MONTIFORTE/TRAVEL/REIMBURSEMENT OF					
Comp. Rate: TRAVEL RATE/ACTUAL EXP		830			3320200000
MARY CRAIG/TRAVEL/REIMBURSEMENT OF FEES					
Comp. Rate: TRAVEL RATE/ACTUAL EXP		16,160			2220100000
MARY KATHLEEN KELLER					
Comp. Rate: TRAVEL RATE/ACTUAL EXP		1,269			5320200000
MARY L. RODGERS/TRAVEL/REIMBURSEMENT OF FEES					
Comp. Rate: TRAVEL RATE/ACTUAL EXP		2,706			5320200000
MARY LOWERY/TRAVEL/REIMBURSEMENT OF FEES					
Comp. Rate: TRAVEL RATE/ACTUAL EXP		112			5320100000
MARY REED/TRAVEL/REIMBURSEMENT OF FEES					
Comp. Rate: TRAVEL RATE/ACTUAL EXP		968			3320200000
MELISSA HINTON/TRAVEL/REIMBURSEMENT OF FEES					
Comp. Rate: TRAVEL RATE/ACTUAL EXP		10,575			2220100000
MICHAEL TARDY/TRAVEL/REIMBURSEMENT OF FEES					
Comp. Rate: TRAVEL RATE/ACTUAL EXP		224			5320200000
MICHELLE MATTHEWS/TRAVEL/REIMBURSEMENT OF					
Comp. Rate: TRAVEL RATE/ACTUAL EXP		96			2220100000
MICHELLE WEAVER/TRAVEL/REIMBURSEMENT OF FEES					
Comp. Rate: TRAVEL RATE/ACTUAL EXP		2,677			5320100000
MIRIAM COMANS/TRAVEL/REIMBURSEMENT OF FEES					

Education - General Education Programs (202-00)

Name of Agency

TYPE OF FEE AND NAME OF VENDOR	Retired w/ PERS	(1) Actual Expenses FY Ending June 30, 2020	(2) Estimated Expenses FY Ending June 30, 2021	(3) Requested Expenses FY Ending June 30, 2022	Fund Source
Comp. Rate: TRAVEL RATE/ACTUAL EXP		14,978			2220100000
MISSAHA LARABEE/TRAVEL/REIMBURSEMENT OF FEES					
Comp. Rate: TRAVEL RATE/ACTUAL EXP		26,015			2220100000
MS STATE UNIV-MERIDIAN CA/MISC REIMB					
Comp. Rate: FLAT FEE		2,843			5320200000
NAKITA JOHNSON/TRAVEL/REIMBURSEMENT OF FEES					
Comp. Rate: TRAVEL RATE/ACTUAL EXP		240			5320200000
NATALIE BREITHAUPT/TRAVEL/REIMBURSEMENT OF					
Comp. Rate: TRAVEL RATE/ACTUAL EXP		9,360			2220100000
NETHERY NAN/TRAVEL/REIMBURSEMENT OF FEES					
Comp. Rate: TRAVEL RATE/ACTUAL EXP		399			2220100000
NICOLE HUNTER/TRAVEL/REIMBURSEMENT OF FEES					
Comp. Rate: TRAVEL RATE/ACTUAL EXP		10,051			2220100000
OCEAN SPRINGS SCHOOL DIST/MISC REIMB					
Comp. Rate: FLAT FEE		3,372			5320200000
OMAR G. JAMIL/TRAVEL/REIMBURSEMENT OF FEES					
Comp. Rate: TRAVEL RATE/ACTUAL EXP		1,414			2220100000
PAIGE DAVIS/TRAVEL/REIMBURSEMENT OF FEES					
Comp. Rate: TRAVEL RATE/ACTUAL EXP		916			5320100000
PASS CHRISTIAN PUBLIC SCH/MISC REIMB					
Comp. Rate: FLAT FEE		2,040			5320100000
PRISCILLA ROCHA/TRAVEL/REIMBURSEMENT OF FEES					
Comp. Rate: TRAVEL RATE/ACTUAL EXP		344			5320200000
PROFOUND GENTLEMEN/TRAVEL/REIMBURSEMENT OF					
Comp. Rate: TRAVEL RATE/ACTUAL EXP		1,781			5320100000
QUINTANA GOODLOE-STEEN/TRAVEL/REIMBURSEMENT					
Comp. Rate: TRAVEL RATE/ACTUAL EXP		5,147			2220100000
RACHEL BROWN/TRAVEL/REIMBURSEMENT OF FEES					
Comp. Rate: TRAVEL RATE/ACTUAL EXP		205			5320200000
RITA OATES/TRAVEL/REIMBURSEMENT OF FEES					
Comp. Rate: TRAVEL RATE/ACTUAL EXP		663			3320200000
ROBIN E. ACORD/TRAVEL/REIMBURSEMENT OF FEES					
Comp. Rate: TRAVEL RATE/ACTUAL EXP		1,688			5320200000
ROSLYN HOLT/TRAVEL/REIMBURSEMENT OF FEES					
Comp. Rate: TRAVEL RATE/ACTUAL EXP		394			5320100000
RUSSELL D. JOHNSTON/TRAVEL/REIMBURSEMENT OF					
Comp. Rate: TRAVEL RATE/ACTUAL EXP		51			5320100000
SALLY LUCAS/TRAVEL/REIMBURSEMENT OF FEES					
Comp. Rate: TRAVEL RATE/ACTUAL EXP		511			5320200000
SAMANTHA GUYTON/TRAVEL/REIMBURSEMENT OF FEES					
Comp. Rate: TRAVEL RATE/ACTUAL EXP		196			5320200000
SARAH M. FERGUSON/TRAVEL/REIMBURSEMENT OF FEES					
Comp. Rate: TRAVEL RATE/ACTUAL EXP		402			5320200000
SARAH ROLLINS/TRAVEL/REIMBURSEMENT OF FEES					
Comp. Rate: TRAVEL RATE/ACTUAL EXP		13,251			2220100000
SAROJA WARNER/TRAVEL/REIMBURSEMENT OF FEES					

Education - General Education Programs (202-00)

Name of Agency

TYPE OF FEE AND NAME OF VENDOR	Retired w/ PERS	(1) Actual Expenses FY Ending June 30, 2020	(2) Estimated Expenses FY Ending June 30, 2021	(3) Requested Expenses FY Ending June 30, 2022	Fund Source
Comp. Rate: TRAVEL RATE/ACTUAL EXP		1,026			5320200000
SHAKITA BAGWELL/TRAVEL/REIMBURSEMENT OF FEES					
Comp. Rate: TRAVEL RATE/ACTUAL EXP		10,052			2220100000
SHANNON ELDRIDGE/TRAVEL/REIMBURSEMENT OF FEES					
Comp. Rate: TRAVEL RATE/ACTUAL EXP		363			2220100000
SHELBY DEAN/TRAVEL/REIMBURSEMENT OF FEES					
Comp. Rate: TRAVEL RATE/ACTUAL EXP		146			2220100000
SHELIA BROWN/TRAVEL/REIMBURSEMENT OF FEES					
Comp. Rate: TRAVEL RATE/ACTUAL EXP		272			5320100000
SHELIA CHAMPION/TRAVEL/REIMBURSEMENT OF FEES					
Comp. Rate: TRAVEL RATE/ACTUAL EXP		358			5320100000
SHIRKETHIA WALKER/TRAVEL/REIMBURSEMENT OF					
Comp. Rate: TRAVEL RATE/ACTUAL EXP		160			5320200000
SHIRLEY ANN MASSEY/TRAVEL/REIMBURSEMENT OF					
Comp. Rate: TRAVEL RATE/ACTUAL EXP		14,282			2220100000
STEPHANIE BOWLIN/TRAVEL/REIMBURSEMENT OF FEES					
Comp. Rate: TRAVEL RATE/ACTUAL EXP		52			2220100000
STEPHANIE MOLLETT/TRAVEL/REIMBURSEMENT OF FEES					
Comp. Rate: TRAVEL RATE/ACTUAL EXP		11,262			2220100000
STRINGER LORI WRIGHT/TRAVEL/REIMBURSEMENT OF					
Comp. Rate: TRAVEL RATE/ACTUAL EXP		14,356			2220100000
SULLIVAN TAMMIE D/TRAVEL/REIMBURSEMENT OF FEES					
Comp. Rate: TRAVEL RATE/ACTUAL EXP		15,693			2220100000
SUMMER WALKER/TRAVEL/REIMBURSEMENT OF FEES					
Comp. Rate: TRAVEL RATE/ACTUAL EXP		7,949			2220100000
SUMMERAL NEWMAN/TRAVEL/REIMBURSEMENT OF					
Comp. Rate: TRAVEL RATE/ACTUAL EXP		7,754			2220100000
SUSAN SPENCER/TRAVEL/REIMBURSEMENT OF FEES					
Comp. Rate: TRAVEL RATE/ACTUAL EXP		104			5320200000
SUSANNAH D WALKER/TRAVEL/REIMBURSEMENT OF					
Comp. Rate: TRAVEL RATE/ACTUAL EXP		1,053			3320200000
SYDNEY MCGAHA/TRAVEL/REIMBURSEMENT OF FEES					
Comp. Rate: TRAVEL RATE/ACTUAL EXP		498			5320100000
SYLVIA JAMES/TRAVEL/REIMBURSEMENT OF FEES					
Comp. Rate: TRAVEL RATE/ACTUAL EXP		11,344			2220100000
TAMESHA JAMES/TRAVEL/REIMBURSEMENT OF FEES					
Comp. Rate: TRAVEL RATE/ACTUAL EXP		244			5320200000
TARA LADNER/TRAVEL/REIMBURSEMENT OF FEES					
Comp. Rate: TRAVEL RATE/ACTUAL EXP		189			2220100000
TAYLOR CYNTHIA F/TRAVEL/REIMBURSEMENT OF FEES					
Comp. Rate: TRAVEL RATE/ACTUAL EXP		21,164			5320100000
THE PAVON LEADERSHIP FIRM/MISC FEE					
Comp. Rate: FLAT FEE		989			5320100000
THOMAS M. BROOKS/TRAVEL/REIMBURSEMENT OF FEES					
Comp. Rate: TRAVEL RATE/ACTUAL EXP		218			2220100000
THYMEKA THOMAS-					

Education - General Education Programs (202-00)

Name of Agency

TYPE OF FEE AND NAME OF VENDOR	Retired w/ PERS	(1) Actual Expenses FY Ending June 30, 2020	(2) Estimated Expenses FY Ending June 30, 2021	(3) Requested Expenses FY Ending June 30, 2022	Fund Source
Comp. Rate: TRAVEL RATE/ACTUAL EXP		163			5320100000
TIFFANY NICKELBERRY/TRAVEL/REIMBURSEMENT OF					
Comp. Rate: TRAVEL RATE/ACTUAL EXP		1,497			2220100000
TRAMAINIA HOOPER/TRAVEL/REIMBURSEMENT OF FEES					
Comp. Rate: TRAVEL RATE/ACTUAL EXP		284			5320200000
TRENISHA WEEKLEY/TRAVEL/REIMBURSEMENT OF FEES					
Comp. Rate: TRAVEL RATE/ACTUAL EXP		193			2220100000
TROY YARBROUGH/TRAVEL/REIMBURSEMENT OF FEES					
Comp. Rate: TRAVEL RATE/ACTUAL EXP		764			5320100000
VALERIE GILBERT/TRAVEL/REIMBURSEMENT OF FEES					
Comp. Rate: TRAVEL RATE/ACTUAL EXP		13,134			2220100000
VIRGINIA CAROL PAOLA/TRAVEL/REIMBURSEMENT OF					
Comp. Rate: TRAVEL RATE/ACTUAL EXP		195			2220100000
WELLS KRISTEN/TRAVEL/REIMBURSEMENT OF FEES					
Comp. Rate: TRAVEL RATE/ACTUAL EXP		2,245			2220100000
WHITE LISA D/TRAVEL/REIMBURSEMENT OF FEES					
Comp. Rate: TRAVEL RATE/ACTUAL EXP		175			3321300000
WHITE LISA D/TRAVEL/REIMBURSEMENT OF FEES					
Comp. Rate: TRAVEL RATE/ACTUAL EXP		176			2220100000
WHITE LISA D/TRAVEL/REIMBURSEMENT OF FEES					
Comp. Rate: TRAVEL RATE/ACTUAL EXP		453			3320200000
WHITNEY DREWREY/TRAVEL/REIMBURSEMENT OF FEES					
Comp. Rate: TRAVEL RATE/ACTUAL EXP		191			2220100000
WILLIAM STUBBS/TRAVEL/REIMBURSEMENT OF FEES					
Comp. Rate: TRAVEL RATE/ACTUAL EXP		965			5320100000
ZACHARY WILLIAMS/TRAVEL/REIMBURSEMENT OF FEES					
Comp. Rate: TRAVEL RATE/ACTUAL EXP		8,775			2220100000
Total 61696000 FEES & SVC RMB NO 1099		867,286	1,500,000	1,500,000	

61695000 FEES & SVC-REIMB1099

21 CAPITAL GROUP/TRAVEL STUDENT REP

Comp. Rate: TRAVEL RATE	500			2220100000
-------------------------	-----	--	--	------------

ENTERPRISE/CAR RENTAL

Comp. Rate: RENTAL RATE	1,718			5320100000
-------------------------	-------	--	--	------------

FEES & SVC - REIMB 1099/

Comp. Rate:		25,000	25,000	
-------------	--	--------	--------	--

MISC REFUND/MISC REFUND

Comp. Rate: FLAT FEE	(646)			2220100000
----------------------	-------	--	--	------------

MS ASSOC OF EDUCATORS/LEADERSHIP MEETING

Comp. Rate: FLAT FEE	11,038			5320100000
----------------------	--------	--	--	------------

PHG BILOXI LLC/ROOM RENTAL

Comp. Rate: HOTEL RATE	129			3320200000
------------------------	-----	--	--	------------

UMB TRAVEL/AIRLINE TICKETS

Education - General Education Programs (202-00)

Name of Agency

TYPE OF FEE AND NAME OF VENDOR	Retired w/ PERS	(1) Actual Expenses FY Ending June 30, 2020	(2) Estimated Expenses FY Ending June 30, 2021	(3) Requested Expenses FY Ending June 30, 2022	Fund Source
Comp. Rate: PRICE PER TICKET		7,107			5320100000/2 220100000
Total 61695000 FEES & SVC-REIMB1099		19,846	25,000	25,000	
61690000 FEES & SVCE-PROF FEES					
4IMPRINT INC/SET UP CHARGE					
Comp. Rate: FIXED FEE		40			5320100000
A-1 DETECTIVE & PATROL SR/SECURITY					
Comp. Rate: FIXED FEE		4,640			5320100000
AARON WHITE III/REVIEWER					
Comp. Rate: FIXED FEE		600			5320100000
ACADEMIC TECHNOLOGIES INC/CAMERA INSTALLATION					
Comp. Rate: FIXED FEE		7,113			2220100000
ACE DATA STORAGE INC/SHREDDING SERVICES					
Comp. Rate: FIXED FEE		1,305			5320100000
ACT, INC./ACT TEST					
Comp. Rate: FIXED FEE		939,480			2220100000
ADRIENNE HUDSON/TRAINER					
Comp. Rate: FIXED FEE		10,000			5320200000
ALISON STAFFORD/TRAINER					
Comp. Rate: FIXED FEE		610			2220100000
ALLIED WASTE SERVICES/WASTE REMOVAL					
Comp. Rate: FIXED FEE		1,445			2220100000
ART MCALPIN/Trainer					
Comp. Rate: FIXED FEE		193			2220100000
BANCORPSOUTH ARENA/MISC FEE					
Comp. Rate: FIXED FEE		147			5320100000
BARKSDALE READING INSTITU/EDUCATIONAL					
Comp. Rate: FIXED FEE		4,500			2220100000
BATEN COFFEE COMPANY LLC/COFFEE SERVICE					
Comp. Rate: FIXED FEE		140			5320100000
BMH MARKETING LLC/SET UP FEE					
Comp. Rate: FIXED FEE		433			3321300000
BROOKHAVEN NEWS MEDIA LLC/NEWSPAPER					
Comp. Rate: FIXED FEE		112			2220100000
BRUSTEIN & MANASEVIT PLLC/FEDERAL PROGRAMS					
Comp. Rate: FIXED FEE		65,800			5320100000
CABLE ONE INC/CABLE SERVICE					
Comp. Rate: FIXED FEE		3,775			3320200000
CABOT LODGE - MILLSAPS/SERVICE CHRGE					
Comp. Rate: FIXED FEE		40			5320100000
CATER JERRY B/FOOD SERVICE					
Comp. Rate: FIXED FEE		13,200			5320100000
CCSI, INC/SECURITY					

Education - General Education Programs (202-00)

Name of Agency

TYPE OF FEE AND NAME OF VENDOR	Retired w/ PERS	(1) Actual Expenses FY Ending June 30, 2020	(2) Estimated Expenses FY Ending June 30, 2021	(3) Requested Expenses FY Ending June 30, 2022	Fund Source
Comp. Rate: FIXED FEE		30,753			5320100000
CENTRAL ACCESS CORPORATIO/Marathon Accounting System					
Comp. Rate: FIXED FEE		8,500			2220100000
COMMUNICATION ARTS COMPAN/Design Development					
Comp. Rate: FIXED FEE		4,000			5320100000
CONNECTIONS EDUCATION INC/ONLINE COURSES					
Comp. Rate: FIXED FEE		2,370			2220100000
CONVENTION DISPLAY SERV I/Exhibit Installation					
Comp. Rate: FIXED FEE		4,025			5320100000
CORNERSTONE CONSULTING GR/Personnel Services					
Comp. Rate: FIXED FEE		1,466			2220100000
COUNCIL OF CHIEF STATE SC/MEMBERSHIP DUES					
Comp. Rate: FIXED FEE		165,772			5320100000
CURRICULUM ASSOCIATES, LL/ASSESSMENT					
Comp. Rate: FIXED FEE		97,315			3220100000
DALLAS PRINTING INC/Printing of Business Cards					
Comp. Rate: FIXED FEE		5,691			2220100000
DATA RECOGNITION CORPORAT/Testing					
Comp. Rate: FIXED FEE		2,773,340			2220100000
DAVID JAMISON/Educational Consultant					
Comp. Rate: FIXED FEE		1,500			3320200000
DELTA STATE UNIVERSITY/MISC FEE					
Comp. Rate: FIXED FEE		20			5320100000
DIANNA KREBS/NUTRITION CONSULTANT					
Comp. Rate: FIXED FEE	Y	13,200			5320100000
DISH NETWORK INC/CABLE SERVICE					
Comp. Rate: FIXED FEE		2,507			2220100000
ELECTRONIC CONTROL INC/Serv MiscNoInspect					
Comp. Rate: FIXED FEE		1,813			2220100000
ELIZABETH SULLIVAN/TRAINER					
Comp. Rate: FIXED FEE	Y	216			2220100000
FEES & SVCS - PROF FEES/					
Comp. Rate:			18,000,000	26,065,304	
FOCUS GROUP INC/COMMUNICATIONS MEDIA SERVICES					
Comp. Rate: FIXED FEE		47,000			5320100000
FREEMAN DECORATING CO/AV Productions					
Comp. Rate: FIXED FEE		11,857			5320100000
GAIL MORTON/TRAINER					
Comp. Rate: FIXED FEE	Y	817			2220100000
GLORIA J. LADSON-BILLINGS/SPEAKER					
Comp. Rate: FIXED FEE		3,500			5320100000
GLYNN GRIFFING & ASSOCIAT/Cafeteria Plan					
Comp. Rate: FIXED FEE		4,686			2220100000
GULF COAST EVENT CENTER/MISC FEE					
Comp. Rate: FIXED FEE		511			5320100000
HANOVER RESEARCH COUNCIL/Educational Consultant					

Education - General Education Programs (202-00)

Name of Agency

TYPE OF FEE AND NAME OF VENDOR	Retired w/ PERS	(1) Actual Expenses FY Ending June 30, 2020	(2) Estimated Expenses FY Ending June 30, 2021	(3) Requested Expenses FY Ending June 30, 2022	Fund Source
Comp. Rate: FIXED FEE		43,000			2220100000
HATTIESBURG CONVENTION CO/MISC FEE					
Comp. Rate: FIXED FEE		45			5320100000
HEALTHY REGARDS/Consultant food service					
Comp. Rate: FIXED FEE		41,450			5320100000
HOLIDAY INN - GULFPORT AI/MISC FEE					
Comp. Rate: FIXED FEE		95			5320100000
JACKSON LIFESIGNS INC/Interpreter					
Comp. Rate: FIXED FEE		280			2220100000
JACKSON PAPER / NEWELL PA/ENVELOPES					
Comp. Rate: FIXED FEE		2,562			2220100000
JAMES SELF INC/Communications Cable Installation					
Comp. Rate: FIXED FEE		1,349			5320100000
JENNIFER A. WHITAKER/TRAINER					
Comp. Rate: FIXED FEE		313			2220100000
JENNIFER CRISSEY/Reviewer					
Comp. Rate: FIXED FEE		600			5320100000
JEROME ALTHEA/TRAINER					
Comp. Rate: FIXED FEE	Y	514			2220100000
JIJI INC-HOLIDAY INN-BATE/MISC FEE					
Comp. Rate: FIXED FEE		86			5320100000
JOE CANTU/TRAINER					
Comp. Rate: FIXED FEE		906			2220100000
KENYETTA JOHNSON/Reviewer					
Comp. Rate: FIXED FEE		600			5320100000
KIMBERLEY M. DAVIS/Trainer					
Comp. Rate: FIXED FEE		438			2220100000
KRISTA BLAIR WEAVER/Reviewer					
Comp. Rate: FIXED FEE		600			5320100000
KWAN RODERICK RANDALL/ADJUDICATOR					
Comp. Rate: FIXED FEE		195			2220100000
LAKESHORE LEARNING MATER/Board Game					
Comp. Rate: FIXED FEE		35,140			2220100000
LARK CHRISTIAN/NUTRITION CONSULTANT					
Comp. Rate: FIXED FEE	Y	13,200			5320100000
LESLEY GRAFE/Reviewer					
Comp. Rate: FIXED FEE		600			5320100000
LISA BROWN/Trainer					
Comp. Rate: FIXED FEE	Y	230			2220100000
M&M ELECTRIC CO OF MISSIS/Electrician					
Comp. Rate: FIXED FEE		475			5320100000
MARGARET JOACHIM/Reviewer					
Comp. Rate: FIXED FEE		600			5320100000
MARGIE B. PULLEY/Conservator					
Comp. Rate: FIXED FEE	Y	170,000			2220100000
MARTHA E. MONTIFORTE/NUTRITION CONSULTANT					

Education - General Education Programs (202-00)

Name of Agency

TYPE OF FEE AND NAME OF VENDOR	Retired w/ PERS	(1) Actual Expenses FY Ending June 30, 2020	(2) Estimated Expenses FY Ending June 30, 2021	(3) Requested Expenses FY Ending June 30, 2022	Fund Source
Comp. Rate: FIXED FEE	Y	13,200			5320100000
MED SCREENS/Drug Testing					
Comp. Rate: FIXED FEE		2,085			2220100000
MEYER , ERIN MICHELLE/REIMBURSEMENT					
Comp. Rate: FIXED FEE		12			2220100000
MIRIAM WAHL/Trainer					
Comp. Rate: FIXED FEE	Y	639			2220100000
MISSISSIPPI COAST COLISEU/SOUND TECH					
Comp. Rate: FIXED FEE		9,018			3320200000
MONICA GENTA, LLC/EDUCATIONAL CONSULTANT					
Comp. Rate: FIXED FEE		5,100			5320100000
MS AUTHORITY EDUC TV/PRODUCTION					
Comp. Rate: FIXED FEE		25,000			2220100000
MS HOME CORPORATION/HOUSING LOAN ADMIN					
Comp. Rate: FIXED FEE		3,300			3321300000
MS PRISON INDUSTRIES CORP/PRINTING					
Comp. Rate: FIXED FEE		44,933			5320100000
MS STATE UNIV-CONTINUING/MISC FEE					
Comp. Rate: FIXED FEE		1,950			2220100000
MS STATE UNIVERSITY/IT CONSULTANT					
Comp. Rate: FIXED FEE		10,409			3320300000
NATIONAL CENTER FOR THE I/Consultant					
Comp. Rate: FIXED FEE		176,424			5320100000
NEWCO DINING LLC/MISC FEE					
Comp. Rate: FIXED FEE		30			5320100000
NEWK'S EXPRESS CAFE/FOOD					
Comp. Rate: FIXED FEE		20			5320100000
NORTH ATLANTIC SECURITY/SECURITY					
Comp. Rate: FIXED FEE		46,870			2220100000
PAMELA RAYBURN/Reviewer					
Comp. Rate: FIXED FEE		600			2220100000
PINNACLE PRINTING & COPYI/PRINTING					
Comp. Rate: FIXED FEE		4,058			2220100000
POSITIVE PROMOTIONS INC/SET UP					
Comp. Rate: FIXED FEE		75			5320100000
PRES & FELLOWS OF HARVARD/IT CONSULTANT					
Comp. Rate: FIXED FEE		24,500			3320300000
PUBLIC RELATIONS ASSOC OF/Award Entries					
Comp. Rate: FIXED FEE		200			2220100000
QUALITY PRINTING INC/PROGRAMS					
Comp. Rate: FIXED FEE		5,081			5320100000
QUESTAR ASSESSMENT INC/Assessment					
Comp. Rate: FIXED FEE		4,348,602			2220100000
QUESTAR ASSESSMENT, INC./Assessment					
Comp. Rate: FIXED FEE		4,339,362			5320100000
REBECCA D BOUNDS/NUTRITION CONSULTANT					

Education - General Education Programs (202-00)

Name of Agency

TYPE OF FEE AND NAME OF VENDOR	Retired w/ PERS	(1) Actual Expenses FY Ending June 30, 2020	(2) Estimated Expenses FY Ending June 30, 2021	(3) Requested Expenses FY Ending June 30, 2022	Fund Source
Comp. Rate: FIXED FEE	Y	13,200			5320100000
RENAISSANCE LEARNING INC/Serv EduTrainExamin					
Comp. Rate: FIXED FEE		456,683			2220100000
REPUBLIC SERVICES #868/Consultant					
Comp. Rate: FIXED FEE		3,210			2220100000
RESEARCH FOUNDATION OF SU/Consultant					
Comp. Rate: FIXED FEE		2,973			5320100000
RIVER ROOM HOSPITALITY LL/Service charge 08/02/2019					
Comp. Rate: FIXED FEE		3,113			2220100000
RIVERS EDUCATIONAL SERVIC/Educational Consultant					
Comp. Rate: FIXED FEE		6,935			5320100000
RIVERSIDE ASSESSMENTS, LL/Serv EduTrainExamin					
Comp. Rate: FIXED FEE	Y	102,933			5320100000
SCHNEIDER DORIS J/NUTRITION CONSULTANT					
Comp. Rate: FIXED FEE		39,350			5320100000
SEEWRITEHEAR, LLC/FOSS MS Science Workbook G4 2016					
Comp. Rate: FIXED FEE		2,395			5320100000
SOUTHERN REGIONAL EDUCATI/TRAINING					
Comp. Rate: FIXED FEE		12,210			2220100000
STACEY TAYLOR/Reviewer					
Comp. Rate: FIXED FEE		600			5320100000
STAFFERS INC/Personnel Services					
Comp. Rate: FIXED FEE		310			2220100000
STEPHANIE B. HOZE/NUTRITION CONSULTANT					
Comp. Rate: FIXED FEE		6,720			5320100000
TAYLOR POWER SYSTEMS INC/INSPECTION					
Comp. Rate: FIXED FEE		1,580			2220100000
T-BASE COMMUNICATIONS USA/Ready Writing 2015 G4					
Comp. Rate: FIXED FEE		3,788			2220100000
TEACHSTONE INC/Teachstone recertification					
Comp. Rate: FIXED FEE		4,450			2220100000
TRIPLITT ELIZABETH LYNN H/NUTRITION CONSULTANT					
Comp. Rate: FIXED FEE	Y	12,960			5320100000
TRUSTMARK PARK HOTEL LLC/LODGING					
Comp. Rate: FIXED FEE		894			5320100000
TSC INC/SET UP CHARGE					
Comp. Rate: FIXED FEE		40			2220100000
TURNITIN LLC/Campus Fee					
Comp. Rate: FIXED FEE		695			2220100000
U S POSTMASTER/PO BOX FEE					
Comp. Rate: FIXED FEE		23			2220100000
UMC - CONFERENCE CENTER/SET UP FEE					
Comp. Rate: FIXED FEE		50			2220100000
UNIVERSITY OF MS/MISC FEE					
Comp. Rate: FIXED FEE		149			5320100000
URBAN POLICY DEVELOPMENT,/RFP authorization for system					

Education - General Education Programs (202-00)

Name of Agency

TYPE OF FEE AND NAME OF VENDOR	Retired w/ PERS	(1) Actual Expenses FY Ending June 30, 2020	(2) Estimated Expenses FY Ending June 30, 2021	(3) Requested Expenses FY Ending June 30, 2022	Fund Source
Comp. Rate: FIXED FEE		500,000			6420100000
VARSITY BRANDS HOLDING CO/PROFESSIONAL					
Comp. Rate: FIXED FEE		2,950			3320200000
VICKY L MILEY/TRAINER					
Comp. Rate: FIXED FEE	Y	535			2220100000
VICTORIA LAND/TRAINER					
Comp. Rate: FIXED FEE		313			2220100000
VIOLA DACUS/TRAINER					
Comp. Rate: FIXED FEE		384			2220100000
WHITNEY DREWREY/Speaker					
Comp. Rate: FIXED FEE		500			5320100000
WILLIAM CAREY UNIVERSITY/Consultants					
Comp. Rate: FIXED FEE		1,320			5320100000
Total 61690000 FEES & SVCE-PROF FEES		14,790,441	18,000,000	26,065,304	
61680000 MEDICAL SERVICES					
MID SOUTH REHAB SERVICES/OCCUPATIONAL THERAPY					
Comp. Rate: 23224/TASK		23,224	35,000	35,000	5320200000
Total 61680000 MEDICAL SERVICES		23,224	35,000	35,000	
61670000 LEGAL AND RELATED SERVICES					
LISA M PIKE/COURT REPORTER					
Comp. Rate: 5400/TASK		5,400	6,000	6,000	2220100000
Total 61670000 LEGAL AND RELATED SERVICES		5,400	6,000	6,000	
61660000 ACCT & FINANCIAL					
TANN BROWN & RUSS/MAEP CALCULATION					
Comp. Rate: 11700/TASK		11,700	12,000	12,000	2220100000
Total 61660000 ACCT & FINANCIAL		11,700	12,000	12,000	
61600000 INTER-AGENCY FEES					
DEPT OF FIN & ADMIN/MMRS/UTILITY CHARGES					
Comp. Rate: 367603/YEAR		367,603			VARIOUS
MS DEPT OF HEALTH/HEALTH INSPECTIONS					
Comp. Rate: 94250/YEAR		94,250	125,000	125,000	5320100000
OFFICE OF THE STATE AUDITOR/AUDIT SERVICES					
Comp. Rate: 174671/TASK		174,671			5320100000
Total 61600000 INTER-AGENCY FEES		636,524	125,000	125,000	
GRAND TOTAL		17,477,394	22,503,000	30,568,304	

VEHICLE PURCHASE DETAILS**REVISED: 11/9/2020 11:38:03 AM**

Education - General Education Programs (202-00)

Name of Agency

Year	Model	Person(s) Assigned To	Vehicle Purpose/Use	Replacement Or New?	FY2022 Req. Cost
------	-------	-----------------------	---------------------	------------------------	---------------------

TOTAL VEHICLE REQUEST

**VEHICLE INVENTORY
AS OF JUNE 30, 2020**

REVISED: 11/9/2020 11:38:03 AM

Education - General Education Programs (202-00)

Name of Agency

Vehicle Type	Vehicle Description	Model Year	Model	Person(s) Assigned To	Purpose/Use	Tag Number	Mileage on 6-30-2020	Average Miles per Year	Replacement Proposed	
									FY2021	FY2022
P	VAN	2015	DODGE	CAREY WRIGHT	SUPT TRAVEL	G57917	57,700	12,000		
W	VAN	2006	FORD	MIKE JONES	MAIL	G38656	91,648	7,000		
W	SEMI	2000	INTERNATIONAL	JANICE GRANT	DRIVER ED SIMULATOR TRANSPORT	G10379	44,816	5,000		
W	VAN	2012	CHEVROLET	JANICE GRANT	DRIVER ED SIMULATOR TRANSPORT	G61074	80,985	1,000		
W	VAN	2012	CHEVROLET	JANICE GRANT	DRIVER ED SIMULATOR TRANSPORT	G61075	81,832	10,200		
W	TRUCK	2004	FORD	JANICE GRANT	DRIVER ED SIMULATOR TRANSPORT	G9286	141,369	8,800		
P	BUS	2000	CHEVROLET	SEE POOL	MSA STUDENT TRANSPORT	G01503	194,798	20,000		
W	TRUCK	2004	FORD	REUBEN WILBERT	MSA MAINTENANCE	G27287	44,691	3,000		
P	BUS	2019	MERCEDES	SEE POOL	MSA STUDENT TRANSPORT	G83927	6,000	1,000		
P	TRUCK	2003	FORD	SEE POOL	MSA MAINTENANCE	G30645	51,861	7,500		
P	BUS	2012	FREIGHTLINER	SEE POOL	MSA STUDENT TRANSPORT	G57712	27,965	3,500		

VEHICLE POOL MEMBER LIST
2022 BUDGET REQUEST

REVISED: 11/9/2020 11:38:03 AM

Education - General Education Programs (202-00)

Name of Agency

2015 Dodge Van
Dr. Carey M. Wright
Steve Joyner
Washington Cole

2006 Ford Van
Michael Jones

2000 International Semi
2012 Chevrolet Van
2012 Chevrolet Van
2004 Ford Van
Gentry Smith
John Majors
Tony Adams

2019 Mercedes Bus
2000 Chevrolet Bus
2003 Ford Truck
2012 Freightliner Bus
Sandra Palomarez
Emily Scott
Misty Wall
Savannah Holmes
Adrainuna Dennis
Vicki Foster
Cathy Nettles
Patton Rice

2004 Ford Truck
Can be driven by any MS School of the Arts employees. Primary drivers:
Reuben Wilbert
Sandra Palomarez

PRIORITY OF DECISION UNITS
FISCAL YEAR 2022

REVISED: 2/24/2021 5:10:13 PM

Education - General Education Programs (202-00)

Name of Agency

Program	Decision Unit	Object	Amount
Priority # 1			
	Program # 3: Special Projects		
	Legislative Flow-Through Grants		
		Subsidies	(7,716,182)
		Totals	(7,716,182)
		General Funds	(7,589,710)
		State Support Special Funds	(126,472)
	Program # 4: Compulsory School Attendance		
	Detention Centers		
		Subsidies	600,000
		Totals	600,000
		General Funds	600,000
	Program # 5: General Administration		
	Educator Misconduct Support		
		Travel	4,745
		Contractual	30,660
		Totals	35,405
		General Funds	35,405
	MDE Operations Increase		
		Travel	387,538
		Contractual	911,946
		Commodities	194,613
		Equipment	73,360
		Subsidies	1,013,966
		Totals	2,581,423
		General Funds	2,581,423
	MS Community Oriented Policing Services (MCOPS)		
		Subsidies	1,000,000
		Totals	1,000,000
		General Funds	1,000,000
	Operations Administration		
		Salaries	247,403
		Totals	247,403
		General Funds	247,403
	Replacement of One Time Funds		
		General Funds	28,020,972
		State Support Special Funds	(28,020,972)
	Upgrade to Mississippi Student Information System (MSIS)		
		Contractual	4,758,823
		Totals	4,758,823

PRIORITY OF DECISION UNITS
FISCAL YEAR 2022

REVISED: 2/24/2021 5:10:13 PM

Education - General Education Programs (202-00)

Name of Agency

Program	Decision Unit	Object	Amount
		General Funds	4,758,823
Program # 7: Special Schools			
	MS School for Math & Science		
		Subsidies	37,275
		Totals	37,275
		General Funds	37,275
	MS School of the Arts		
		Subsidies	444,943
		Totals	444,943
		General Funds	444,943
Program # 8: Early Childhood Education			
	Expansion of Early Childhood Education Programs		
		Subsidies	3,000,000
		Totals	3,000,000
		General Funds	3,000,000
Program # 9: Teacher Tng & Professional Dev			
	Superintendents' and Principals' Academies		
		Travel	30,000
		Contractual	400,000
		Commodities	70,000
		Totals	500,000
		General Funds	500,000
Program # 10: Elementary Education			
	Expansion of Literacy Program		
		Travel	5,000
		Contractual	70,667
		Commodities	6,827
		Equipment	10,650
		Subsidies	1,000,000
		Totals	1,093,144
		General Funds	1,093,144
Program # 11: Secondary Education			
	Reduction for One Time Funds		
		Subsidies	(489,741)
		Totals	(489,741)
		State Support Special Funds	(489,741)
	Secondary Education Programs & Professional Development		

PRIORITY OF DECISION UNITS
FISCAL YEAR 2022

REVISED: 2/24/2021 5:10:13 PM

Education - General Education Programs (202-00)

Name of Agency

Program	Decision Unit	Object	Amount
		Salaries	83,850
		Travel	15,000
		Contractual	1,349,716
		Subsidies	1,000,000
		Totals	2,448,566
		General Funds	2,448,566
	Program # 12: Assessment & Development		
	Increase for Assessment Integrity		
		Salaries	251,550
		Travel	31,900
		Contractual	27,700
		Totals	311,150
		General Funds	311,150
	Statewide Student Assessments		
		Contractual	48,067
		Totals	48,067
		General Funds	48,067
	Program # 14: School Performance		
	Accreditation Review Teams		
		Travel	32,587
		Contractual	267,725
		Commodities	8,172
		Totals	308,484
		General Funds	308,484
	School Improvement/Schools at Risk		
		Salaries	264,462
		Travel	10,000
		Contractual	200,000
		Commodities	1,190
		Totals	475,652
		General Funds	475,652

CAPITAL LEASES

REVISED: 11/9/2020 11:38:04 AM

Education - General Education Programs (202-00)

Name of Agency

VENDOR/ ITEM LEASED	Original Date of Lease	Original No. of Months of Lease	No. of Months Remaining on 6-30-20	Last Payment Date	Interest Rate	Amount of Each Payment			Total of Payments To Be Made					
						Actual FY 2020			Estimated FY 2021			Requested FY 2022		
						Principal	Interest	Total	Principal	Interest	Total	Principal	Interest	Total

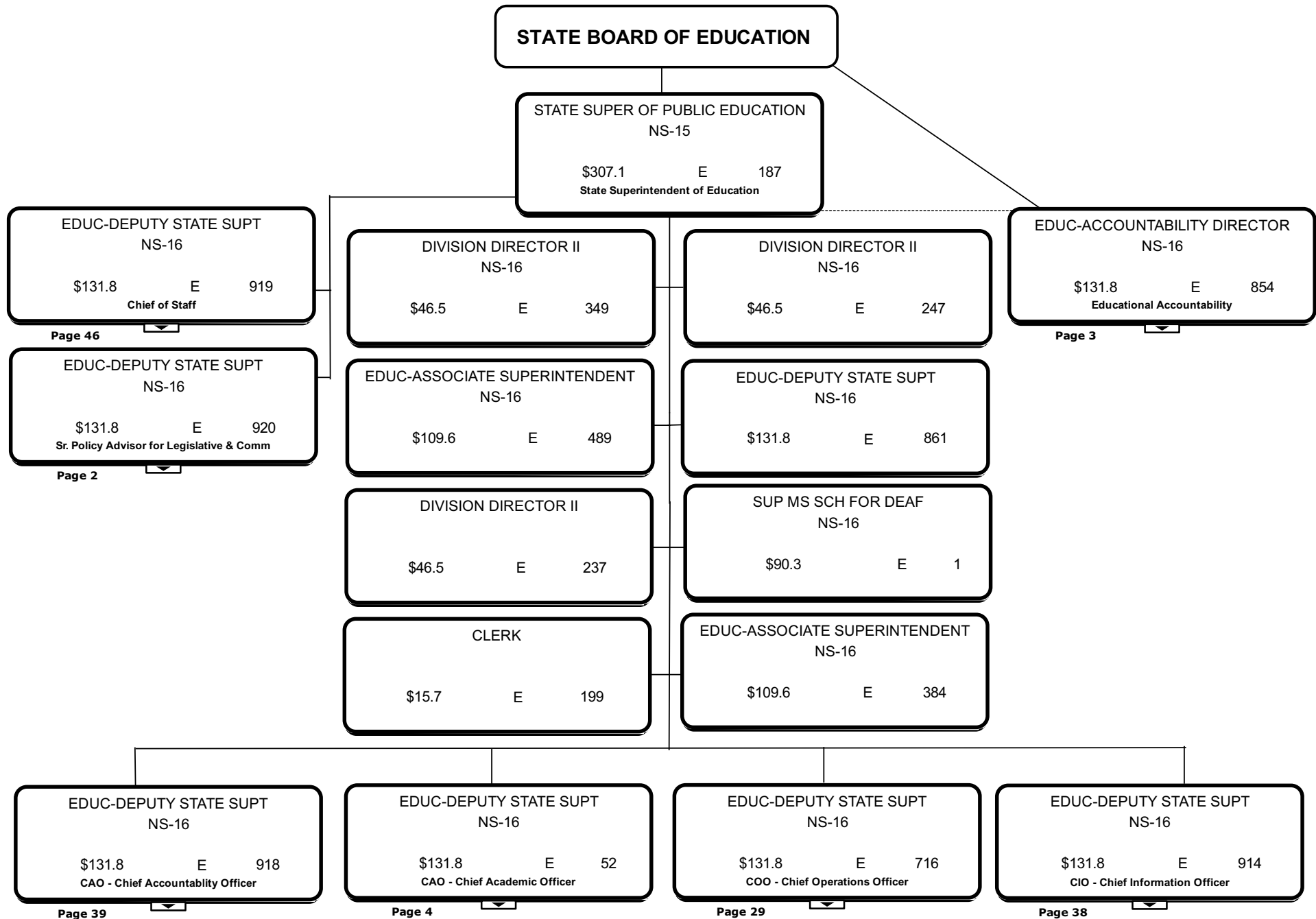
Summary of 3% General Fund Program Reduction to FY 2021 Appropriated Funding by Major Object

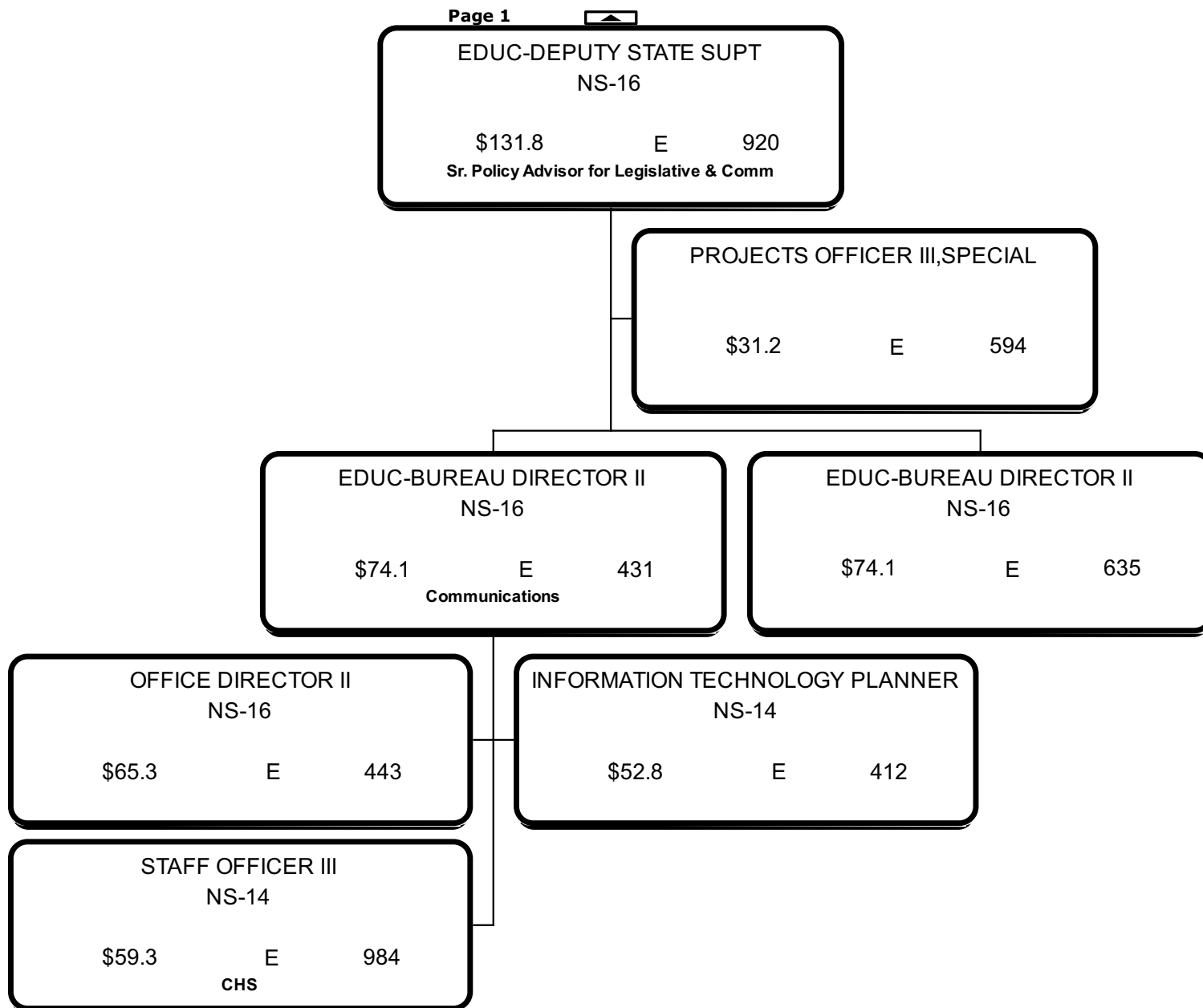
Education - General Education Programs (202-00)

Name of Agency

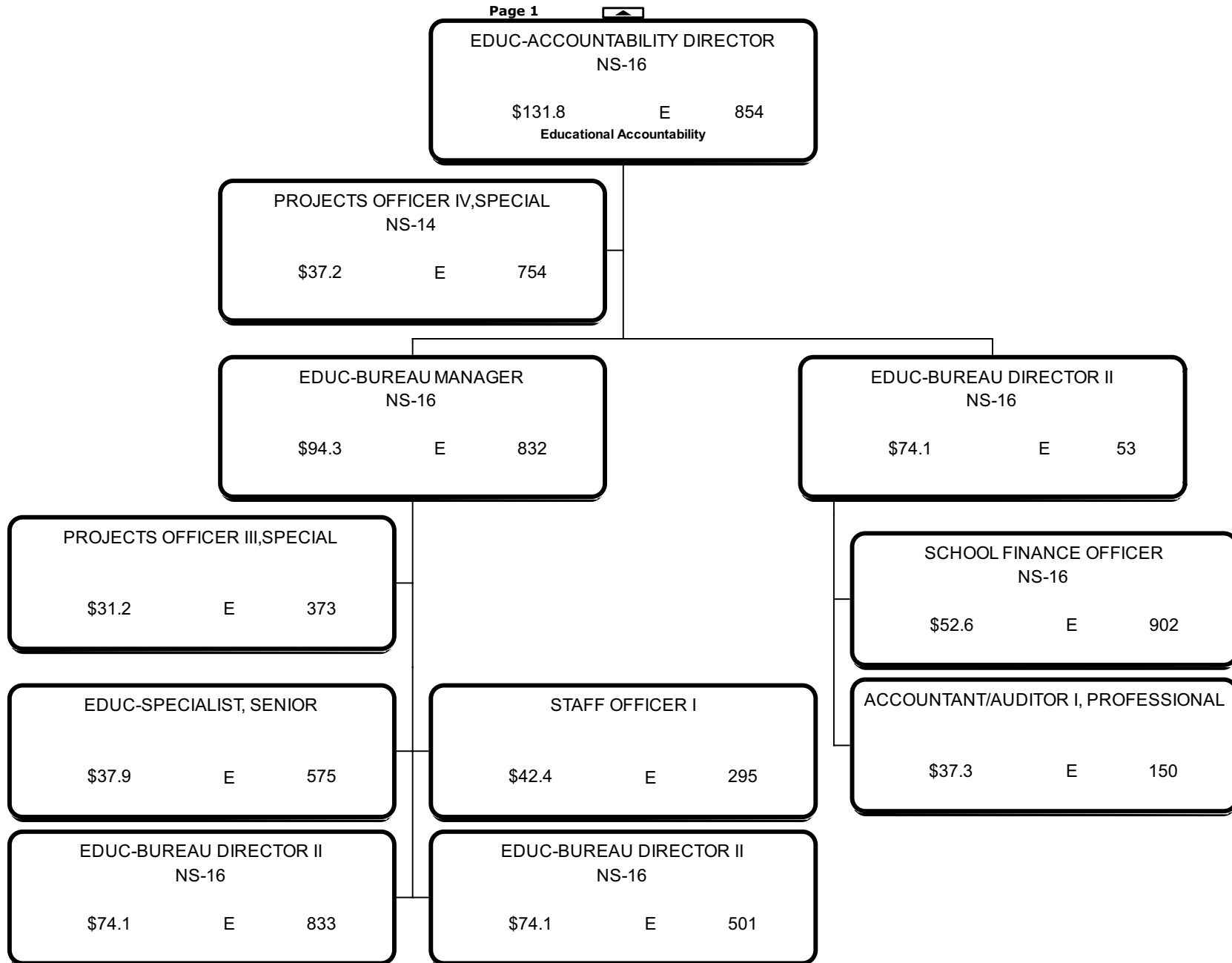
Major Object	FY2021 General Fund Reduction	EFFECT ON FY2021 STATE SUPPORT SPECIAL FUNDS	EFFECT ON FY2021 FEDERAL FUNDS	EFFECT ON FY2021 OTHER SPECIAL FUNDS	TOTAL 3% REDUCTIONS
SALARIES, WAGES, FRINGE	(613,399)				(613,399)
TRAVEL	(11,901)				(11,901)
CONTRACTUAL	(302,757)				(302,757)
COMMODITIES	(21,997)				(21,997)
OTHER THAN EQUIPMENT					
EQUIPMENT	(5,616)				(5,616)
VEHICLES					
WIRELESS COMM. DEVS.					
SUBSIDIES, LOANS, ETC	(1,944,525)				(1,944,525)
TOTALS	(2,900,195)				(2,900,195)

Cassandra Moore
Authorized Signature

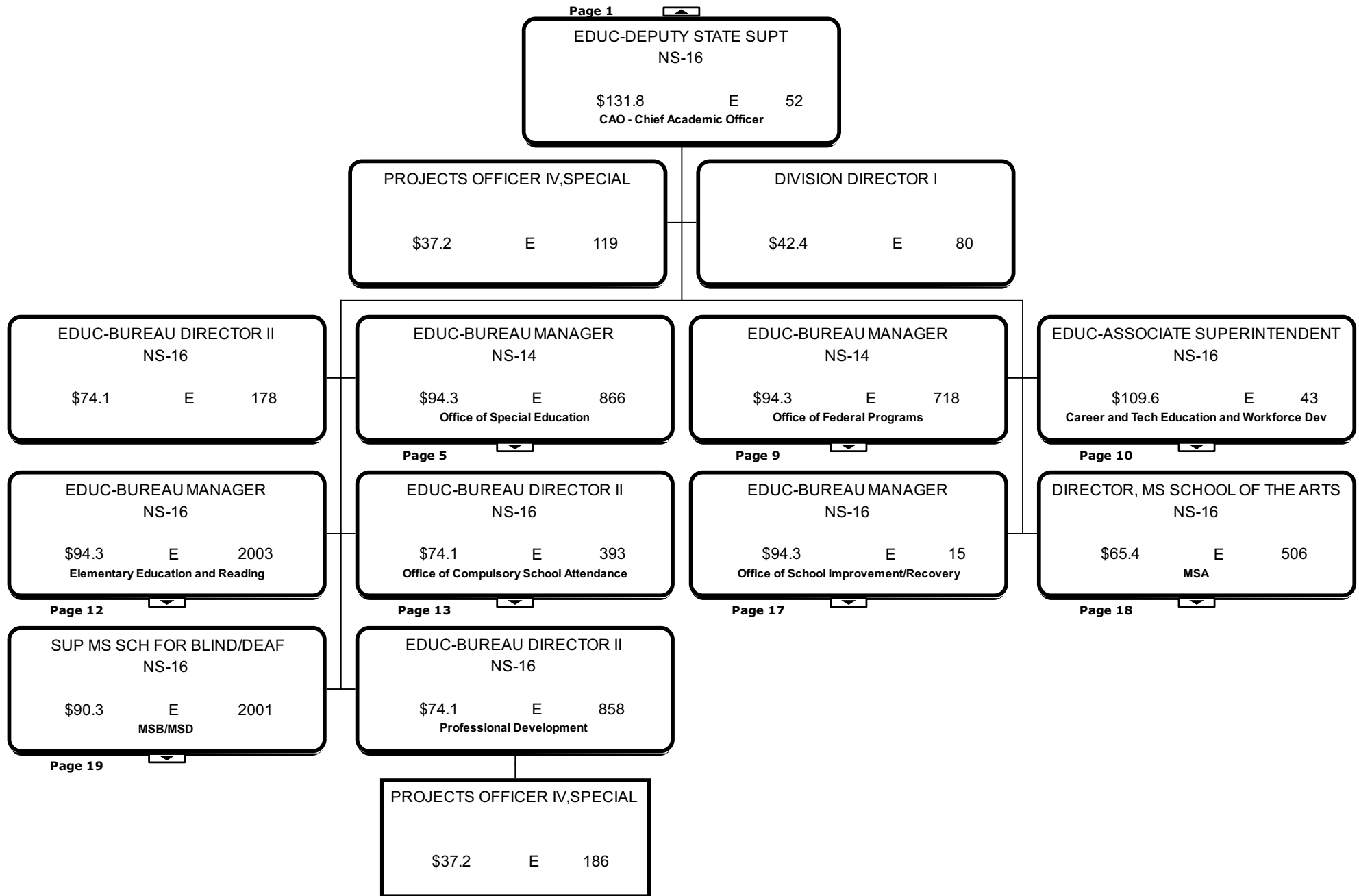




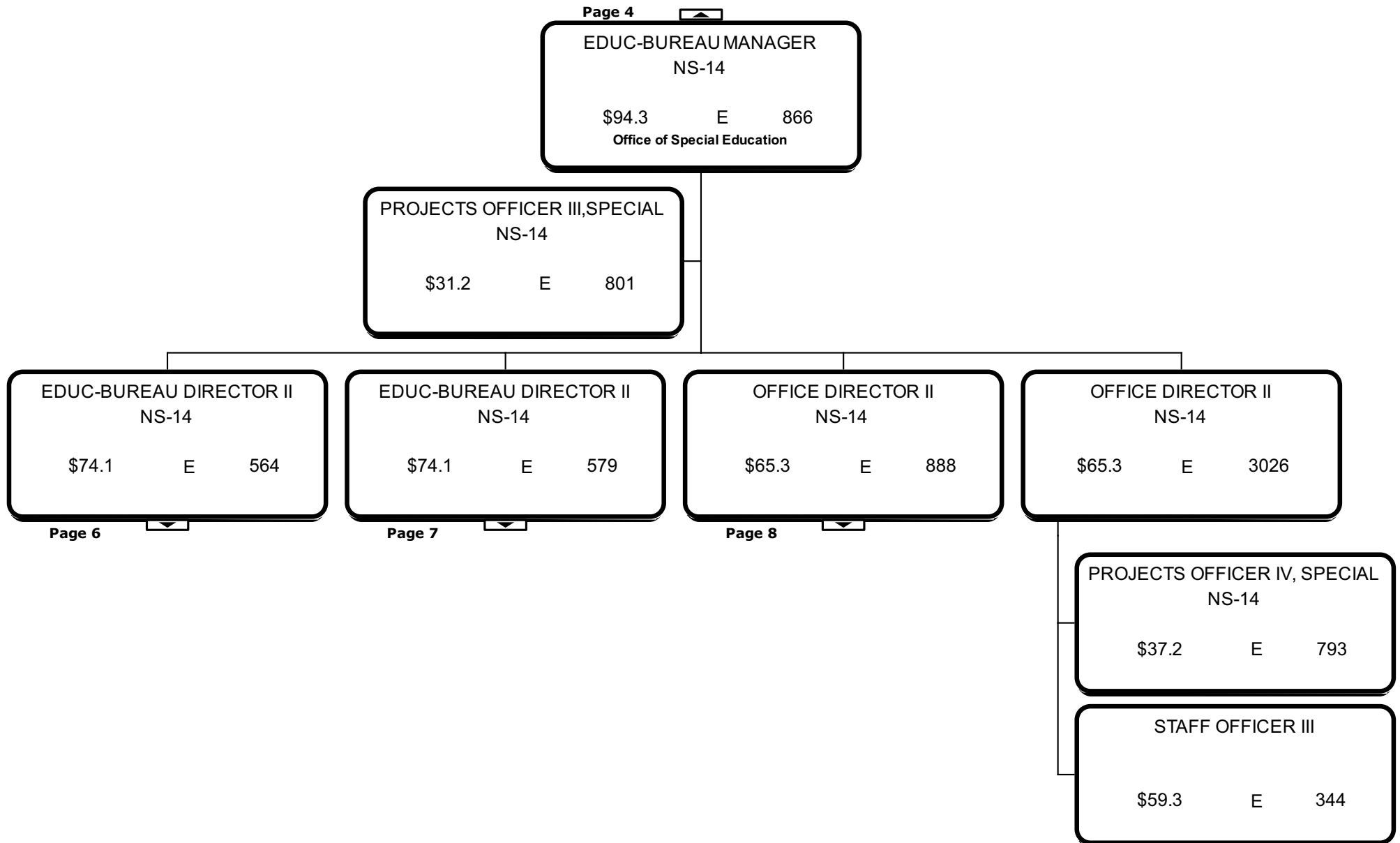
Cassandra Moore
Authorized Signature



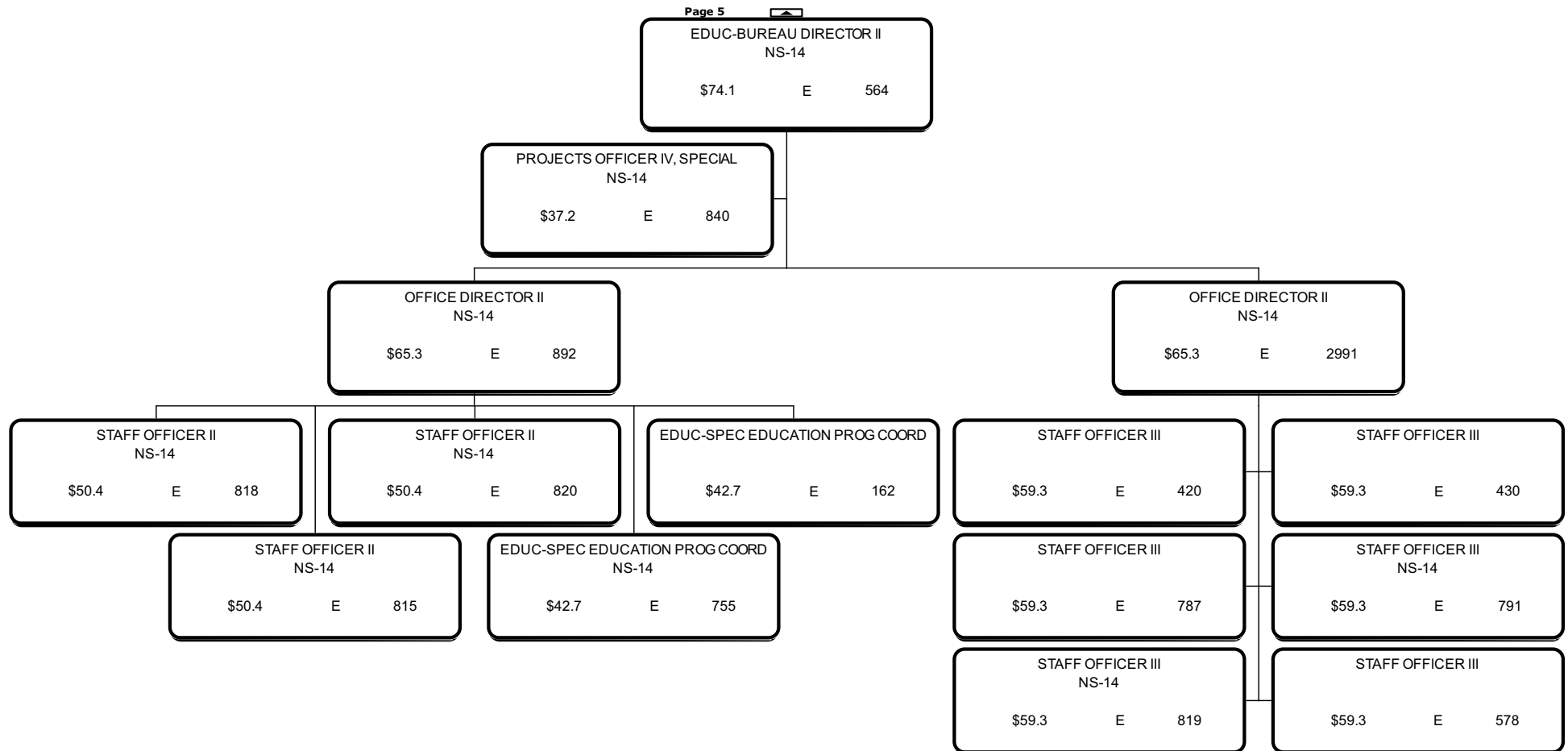
Cassandra Moore
Authorized Signature



Cassandra Moore
Authorized Signature



Cassandra Moore
 Authorized Signature



Cassandra Moore
Authorized Signature

Page 5



EDUC-BUREAU DIRECTOR II
NS-14

\$74.1 E 579

DIVISION DIRECTOR II
NS-14

\$46.5 E 790

EDUC-PLANNING & EVAL COORD

\$32.3 E 687

STAFF OFFICER II
NS-14

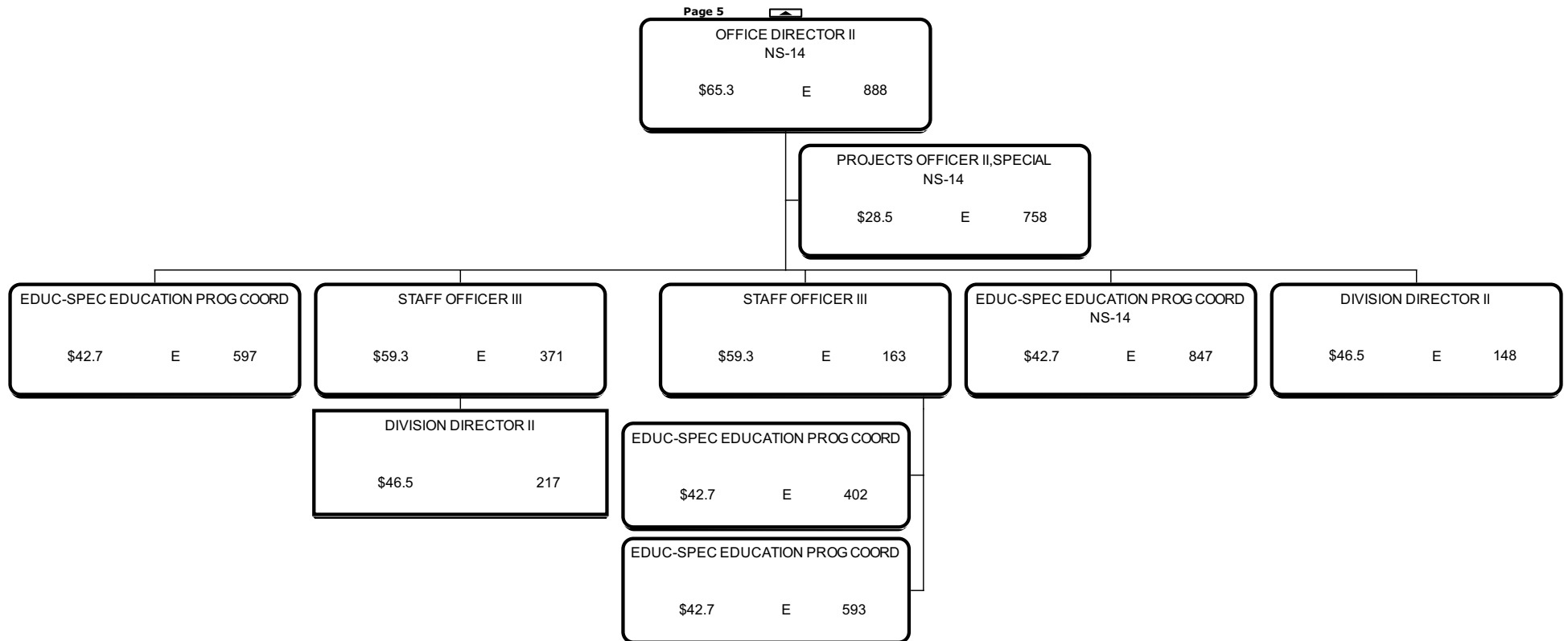
\$50.4 E 849

STAFF OFFICER III

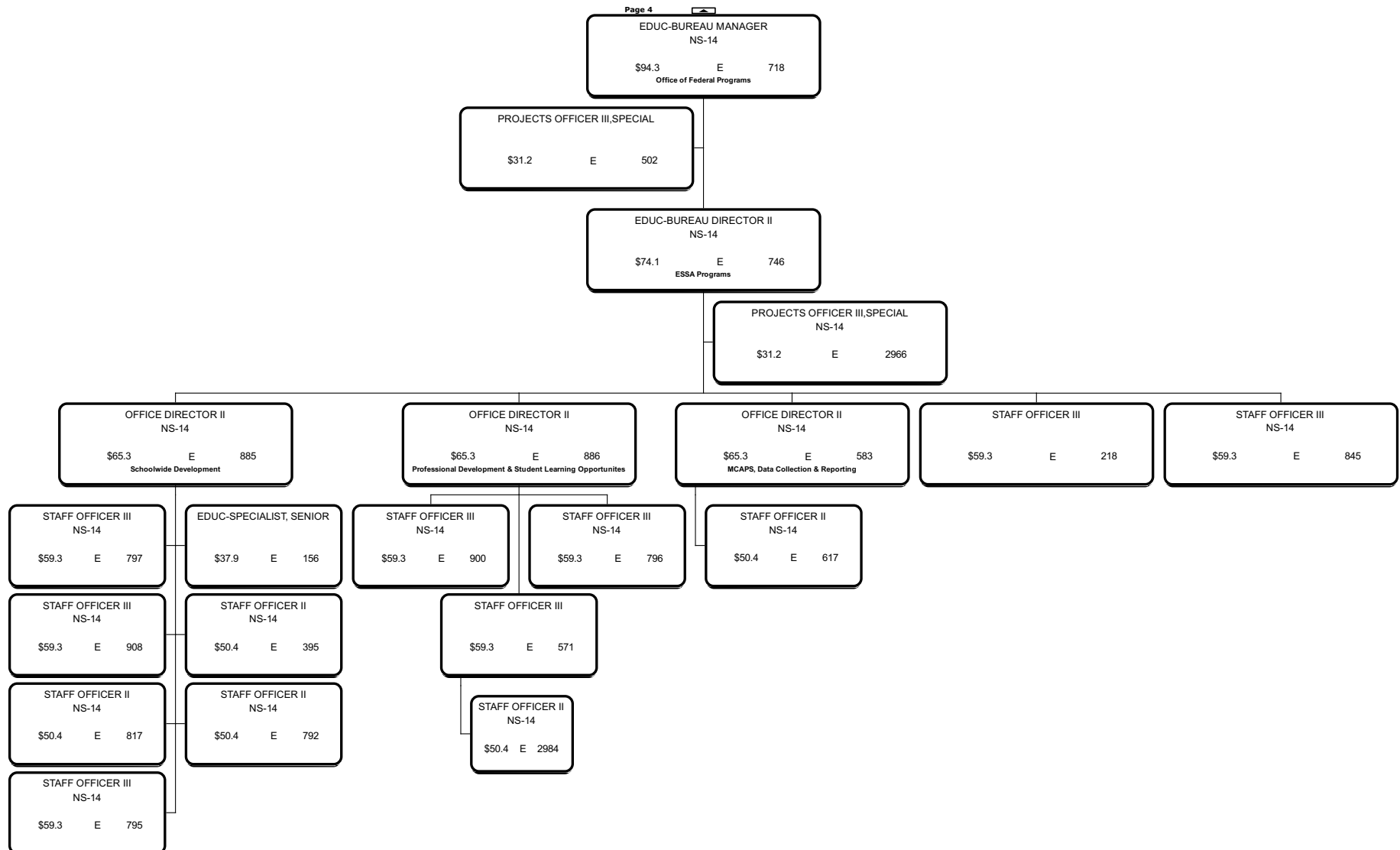
\$59.3 E 428

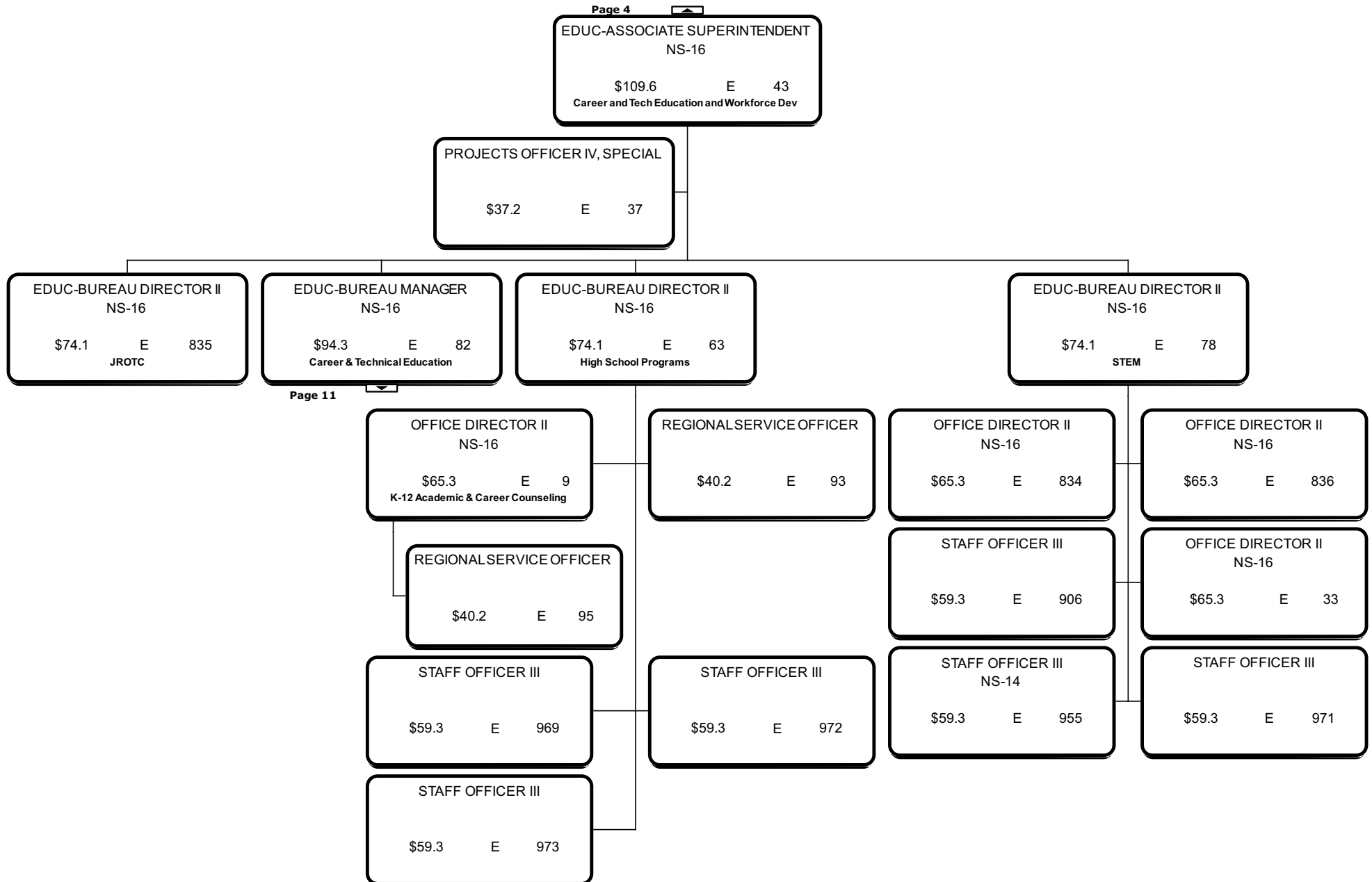
EDUC-SPEC EDUCATION PROG COORD
NS-14

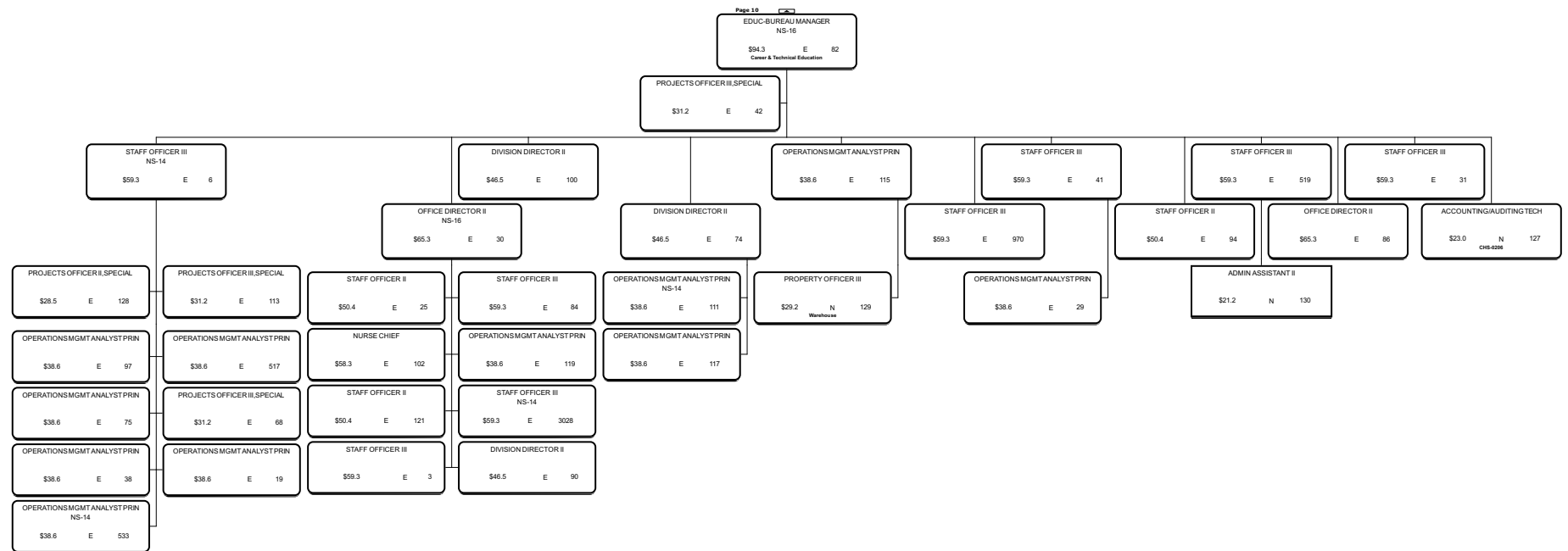
\$42.7 E 816

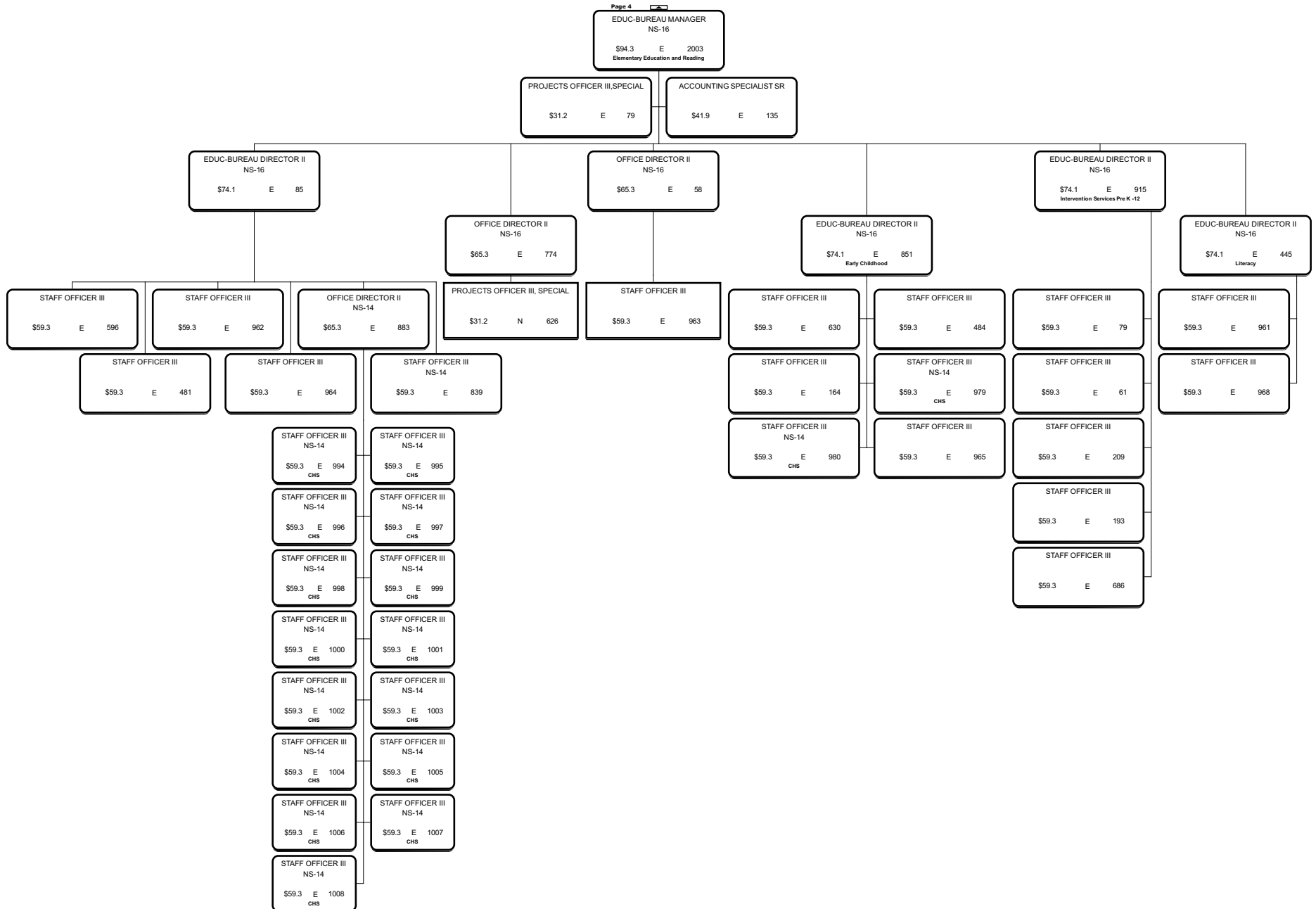


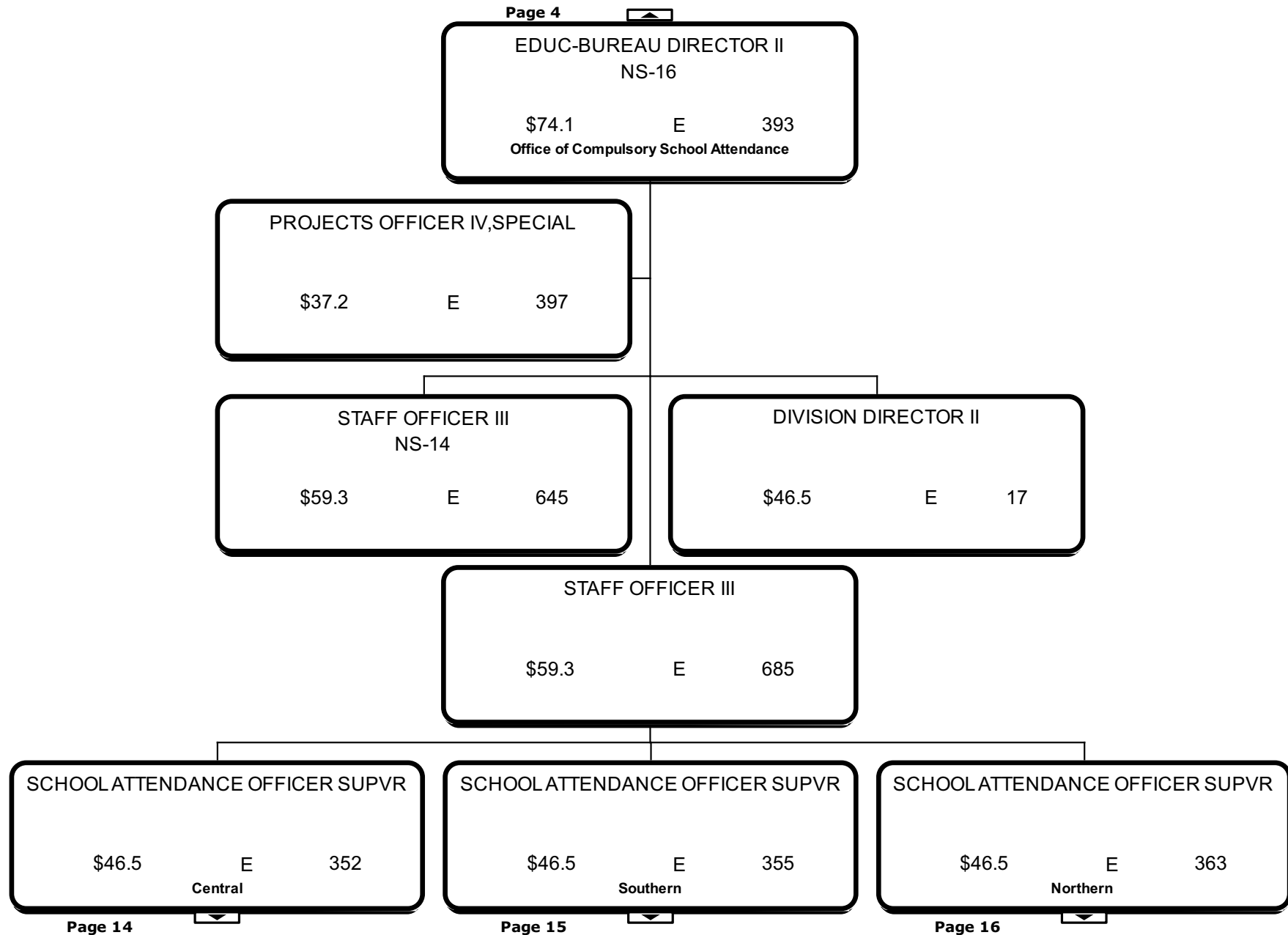
Cassandra Moore
 Authorized Signature

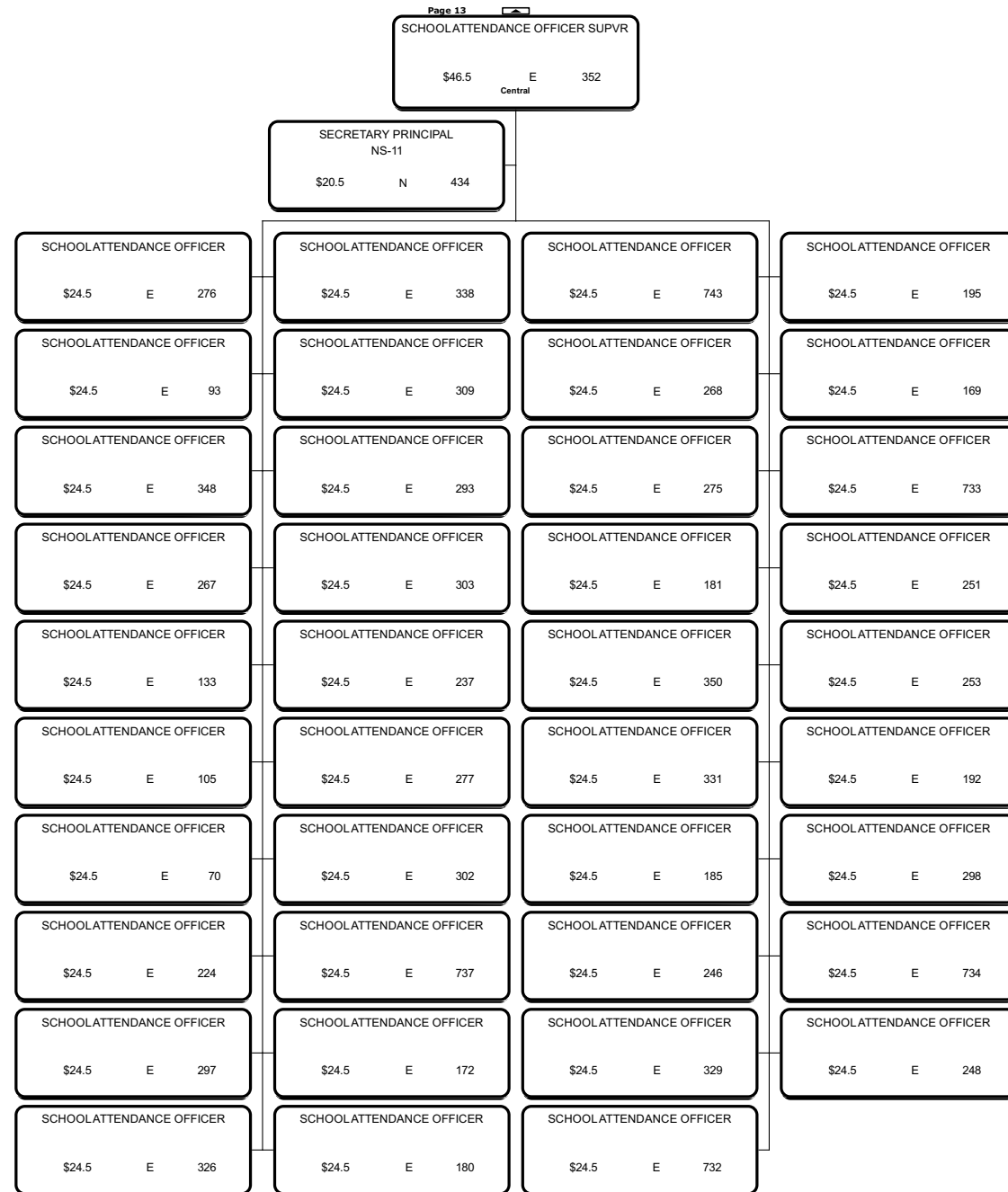








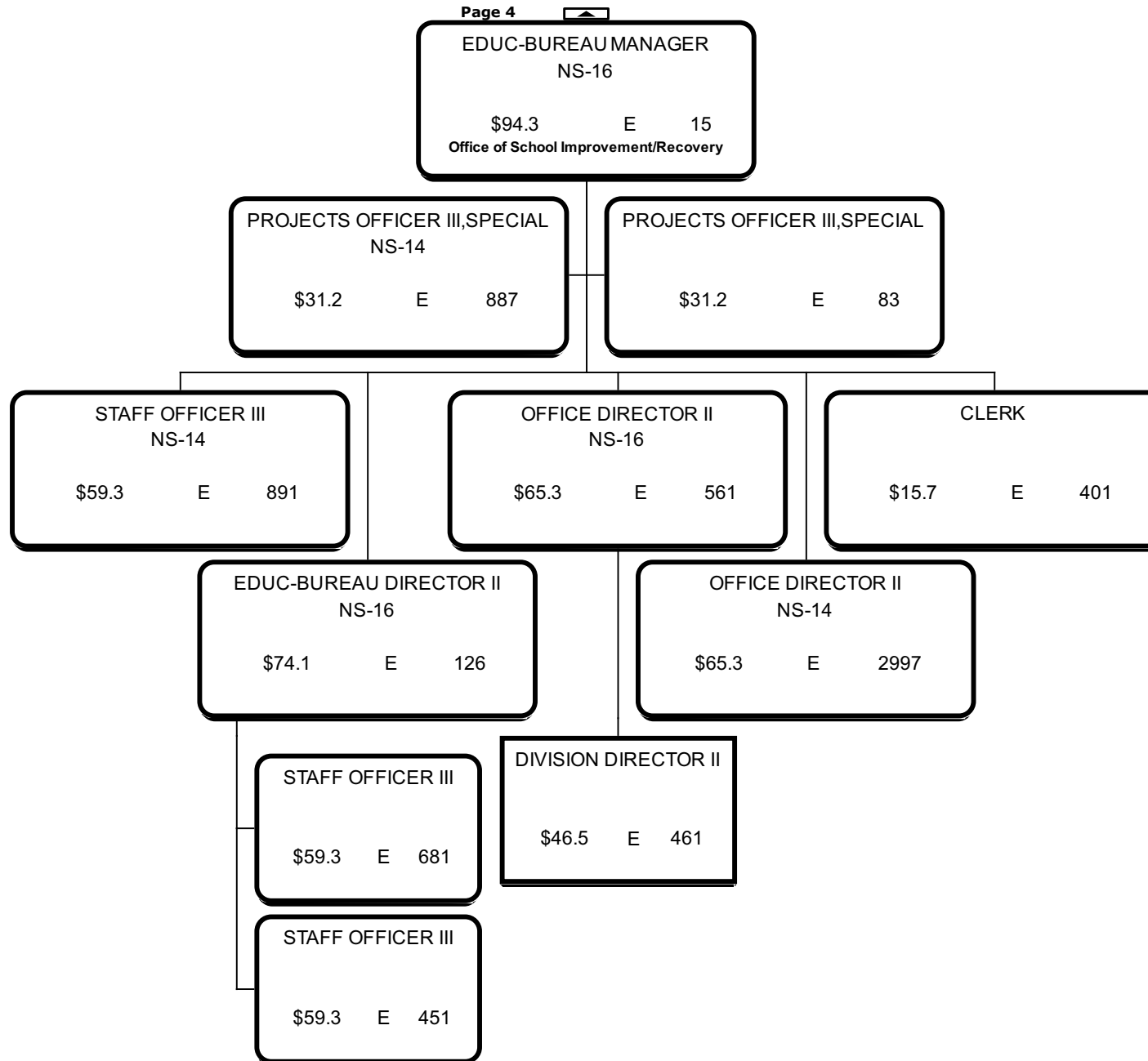




<div> <div>Page 13</div> <div>SCHOOL ATTENDANCE OFFICER SUPVR</div> <div> <div>\$46.5</div> <div>E</div> <div>355</div> <div>Southern</div> </div> </div>			
<div> <div>SECRETARY PRINCIPAL</div> <div>NS-11</div> <div> <div>\$20.5</div> <div>N</div> <div>435</div> </div> </div>			
SCHOOL ATTENDANCE OFFICER	SCHOOL ATTENDANCE OFFICER	SCHOOL ATTENDANCE OFFICER	SCHOOL ATTENDANCE OFFICER
\$24.5 E 287	\$24.5 E 137	\$24.5 E 201	\$24.5 E 343
SCHOOL ATTENDANCE OFFICER	SCHOOL ATTENDANCE OFFICER	SCHOOL ATTENDANCE OFFICER	SCHOOL ATTENDANCE OFFICER
\$24.5 E 305	\$24.5 E 221	\$24.5 E 207	\$24.5 E 304
SCHOOL ATTENDANCE OFFICER	SCHOOL ATTENDANCE OFFICER	SCHOOL ATTENDANCE OFFICER	SCHOOL ATTENDANCE OFFICER
\$24.5 E 259	\$24.5 E 96	\$24.5 E 62	\$24.5 E 736
SCHOOL ATTENDANCE OFFICER	SCHOOL ATTENDANCE OFFICER	SCHOOL ATTENDANCE OFFICER	SCHOOL ATTENDANCE OFFICER
\$24.5 E 270	\$24.5 E 115	\$24.5 E 44	\$24.5 E 166
SCHOOL ATTENDANCE OFFICER	SCHOOL ATTENDANCE OFFICER	SCHOOL ATTENDANCE OFFICER	SCHOOL ATTENDANCE OFFICER
\$24.5 E 735	\$24.5 E 145	\$24.5 E 243	\$24.5 E 252
SCHOOL ATTENDANCE OFFICER	SCHOOL ATTENDANCE OFFICER	SCHOOL ATTENDANCE OFFICER	SCHOOL ATTENDANCE OFFICER
\$24.5 E 230	\$24.5 E 229	\$24.5 E 225	\$24.5 E 283
SCHOOL ATTENDANCE OFFICER	SCHOOL ATTENDANCE OFFICER	SCHOOL ATTENDANCE OFFICER	SCHOOL ATTENDANCE OFFICER
\$24.5 E 339	\$24.5 E 140	\$24.5 E 289	\$24.5 E 285
SCHOOL ATTENDANCE OFFICER	SCHOOL ATTENDANCE OFFICER	SCHOOL ATTENDANCE OFFICER	SCHOOL ATTENDANCE OFFICER
\$24.5 E 288	\$24.5 E 219	\$24.5 E 153	\$24.5 E 306
SCHOOL ATTENDANCE OFFICER	SCHOOL ATTENDANCE OFFICER	SCHOOL ATTENDANCE OFFICER	SCHOOL ATTENDANCE OFFICER
\$24.5 E 307	\$24.5 E 260	\$24.5 E 143	\$24.5 E 121
SCHOOL ATTENDANCE OFFICER	SCHOOL ATTENDANCE OFFICER	SCHOOL ATTENDANCE OFFICER	SCHOOL ATTENDANCE OFFICER
\$24.5 E 212	\$24.5 E 321	\$24.5 E 206	\$24.5 E 235
SCHOOL ATTENDANCE OFFICER	SCHOOL ATTENDANCE OFFICER		
\$24.5 E 245	\$24.5 E 741		

<div> <div>Page 13</div> <div>SCHOOL ATTENDANCE OFFICER SUPVR</div> <div> <div>\$46.5</div> <div>E</div> <div>363</div> </div> <div>Northern</div> </div>			
<div> <div>SECRETARY PRINCIPAL</div> <div>NS-11</div> <div> <div>\$20.5</div> <div>N</div> <div>441</div> </div> </div>			
<div> <div>SCHOOL ATTENDANCE OFFICER</div> <div> <div>\$24.5</div> <div>E</div> <div>88</div> </div> </div>	<div> <div>SCHOOL ATTENDANCE OFFICER</div> <div> <div>\$24.5</div> <div>E</div> <div>280</div> </div> </div>	<div> <div>SCHOOL ATTENDANCE OFFICER</div> <div> <div>\$24.5</div> <div>E</div> <div>739</div> </div> </div>	<div> <div>SCHOOL ATTENDANCE OFFICER</div> <div> <div>\$24.5</div> <div>E</div> <div>255</div> </div> </div>
<div> <div>SCHOOL ATTENDANCE OFFICER</div> <div> <div>\$24.5</div> <div>E</div> <div>281</div> </div> </div>	<div> <div>SCHOOL ATTENDANCE OFFICER</div> <div> <div>\$24.5</div> <div>E</div> <div>311</div> </div> </div>	<div> <div>SCHOOL ATTENDANCE OFFICER</div> <div> <div>\$24.5</div> <div>E</div> <div>282</div> </div> </div>	<div> <div>SCHOOL ATTENDANCE OFFICER</div> <div> <div>\$24.5</div> <div>E</div> <div>269</div> </div> </div>
<div> <div>SCHOOL ATTENDANCE OFFICER</div> <div> <div>\$24.5</div> <div>E</div> <div>740</div> </div> </div>	<div> <div>SCHOOL ATTENDANCE OFFICER</div> <div> <div>\$24.5</div> <div>E</div> <div>263</div> </div> </div>	<div> <div>SCHOOL ATTENDANCE OFFICER</div> <div> <div>\$24.5</div> <div>E</div> <div>242</div> </div> </div>	<div> <div>SCHOOL ATTENDANCE OFFICER</div> <div> <div>\$24.5</div> <div>E</div> <div>742</div> </div> </div>
<div> <div>SCHOOL ATTENDANCE OFFICER</div> <div> <div>\$24.5</div> <div>E</div> <div>262</div> </div> </div>	<div> <div>SCHOOL ATTENDANCE OFFICER</div> <div> <div>\$24.5</div> <div>E</div> <div>47</div> </div> </div>	<div> <div>SCHOOL ATTENDANCE OFFICER</div> <div> <div>\$24.5</div> <div>E</div> <div>82</div> </div> </div>	<div> <div>SCHOOL ATTENDANCE OFFICER</div> <div> <div>\$24.5</div> <div>E</div> <div>284</div> </div> </div>
<div> <div>SCHOOL ATTENDANCE OFFICER</div> <div> <div>\$24.5</div> <div>E</div> <div>258</div> </div> </div>	<div> <div>SCHOOL ATTENDANCE OFFICER</div> <div> <div>\$24.5</div> <div>E</div> <div>346</div> </div> </div>	<div> <div>SCHOOL ATTENDANCE OFFICER</div> <div> <div>\$24.5</div> <div>E</div> <div>316</div> </div> </div>	<div> <div>SCHOOL ATTENDANCE OFFICER</div> <div> <div>\$24.5</div> <div>E</div> <div>149</div> </div> </div>
<div> <div>SCHOOL ATTENDANCE OFFICER</div> <div> <div>\$24.5</div> <div>E</div> <div>347</div> </div> </div>	<div> <div>SCHOOL ATTENDANCE OFFICER</div> <div> <div>\$24.5</div> <div>E</div> <div>317</div> </div> </div>	<div> <div>SCHOOL ATTENDANCE OFFICER</div> <div> <div>\$24.5</div> <div>E</div> <div>279</div> </div> </div>	<div> <div>SCHOOL ATTENDANCE OFFICER</div> <div> <div>\$24.5</div> <div>E</div> <div>291</div> </div> </div>
<div> <div>SCHOOL ATTENDANCE OFFICER</div> <div> <div>\$24.5</div> <div>E</div> <div>341</div> </div> </div>	<div> <div>SCHOOL ATTENDANCE OFFICER</div> <div> <div>\$24.5</div> <div>E</div> <div>319</div> </div> </div>	<div> <div>SCHOOL ATTENDANCE OFFICER</div> <div> <div>\$24.5</div> <div>E</div> <div>63</div> </div> </div>	<div> <div>SCHOOL ATTENDANCE OFFICER</div> <div> <div>\$24.5</div> <div>E</div> <div>127</div> </div> </div>
<div> <div>SCHOOL ATTENDANCE OFFICER</div> <div> <div>\$24.5</div> <div>E</div> <div>256</div> </div> </div>	<div> <div>SCHOOL ATTENDANCE OFFICER</div> <div> <div>\$24.5</div> <div>E</div> <div>87</div> </div> </div>	<div> <div>SCHOOL ATTENDANCE OFFICER</div> <div> <div>\$24.5</div> <div>E</div> <div>274</div> </div> </div>	<div> <div>SCHOOL ATTENDANCE OFFICER</div> <div> <div>\$24.5</div> <div>E</div> <div>310</div> </div> </div>
<div> <div>SCHOOL ATTENDANCE OFFICER</div> <div> <div>\$24.5</div> <div>E</div> <div>101</div> </div> </div>	<div> <div>SCHOOL ATTENDANCE OFFICER</div> <div> <div>\$24.5</div> <div>E</div> <div>292</div> </div> </div>	<div> <div>SCHOOL ATTENDANCE OFFICER</div> <div> <div>\$24.5</div> <div>E</div> <div>290</div> </div> </div>	<div> <div>SCHOOL ATTENDANCE OFFICER</div> <div> <div>\$24.5</div> <div>E</div> <div>128</div> </div> </div>
<div> <div>SCHOOL ATTENDANCE OFFICER</div> <div> <div>\$24.5</div> <div>E</div> <div>320</div> </div> </div>	<div> <div>SCHOOL ATTENDANCE OFFICER</div> <div> <div>\$24.5</div> <div>E</div> <div>99</div> </div> </div>	<div> <div>SCHOOL ATTENDANCE OFFICER</div> <div> <div>\$24.5</div> <div>E</div> <div>273</div> </div> </div>	<div> <div>SCHOOL ATTENDANCE OFFICER</div> <div> <div>\$24.5</div> <div>E</div> <div>50</div> </div> </div>
<div> <div>SCHOOL ATTENDANCE OFFICER</div> <div> <div>\$24.5</div> <div>E</div> <div>738</div> </div> </div>	<div> <div>SCHOOL ATTENDANCE OFFICER</div> <div> <div>\$24.5</div> <div>E</div> <div>90</div> </div> </div>	<div> <div>SCHOOL ATTENDANCE OFFICER</div> <div> <div>\$24.5</div> <div>E</div> <div>65</div> </div> </div>	<div> <div>SCHOOL ATTENDANCE OFFICER</div> <div> <div>\$24.5</div> <div>E</div> <div>301</div> </div> </div>
<div> <div>SCHOOL ATTENDANCE OFFICER</div> <div> <div>\$24.5</div> <div>E</div> <div>334</div> </div> </div>			

Cassandra Moore
Authorized Signature

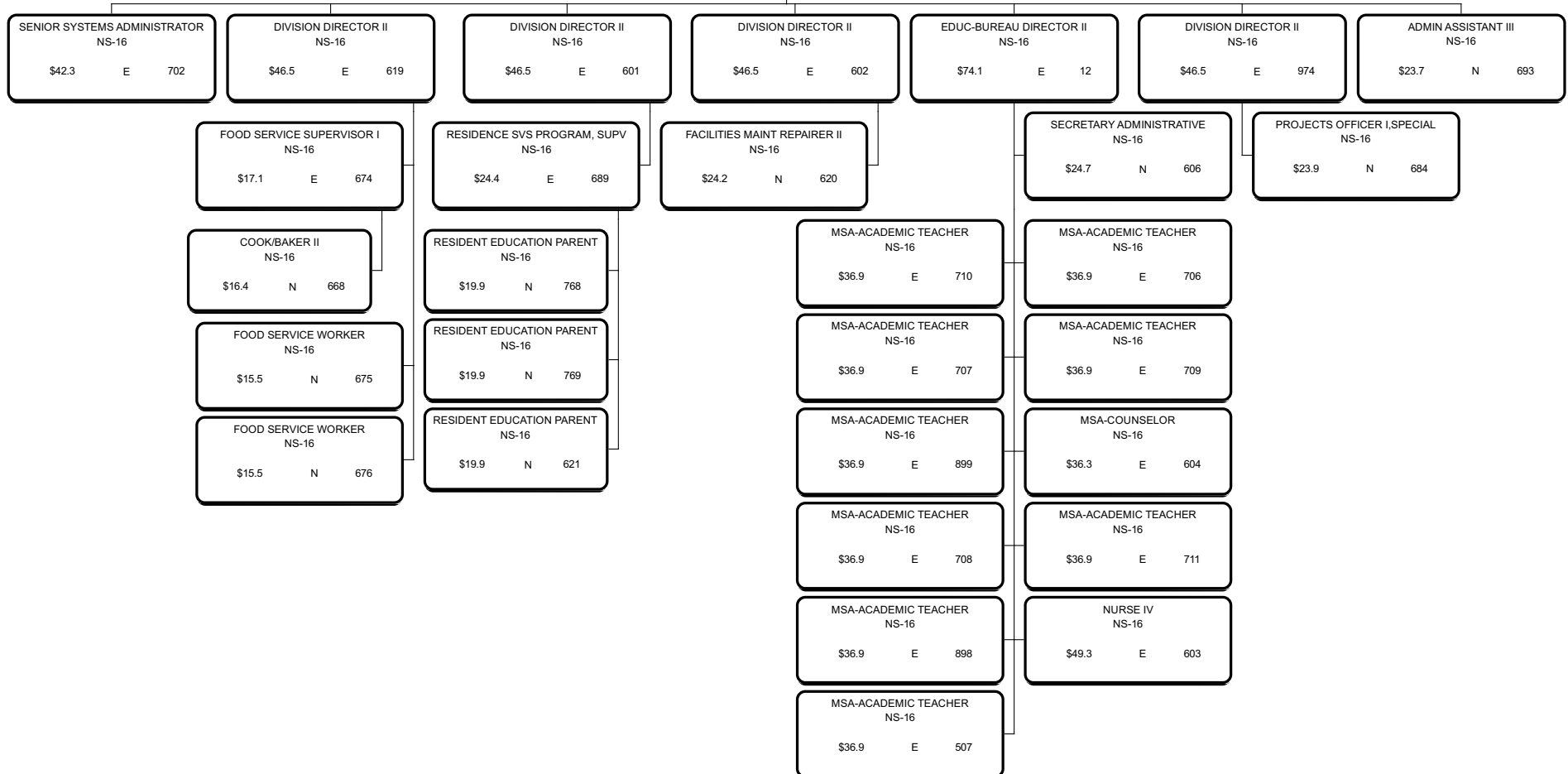


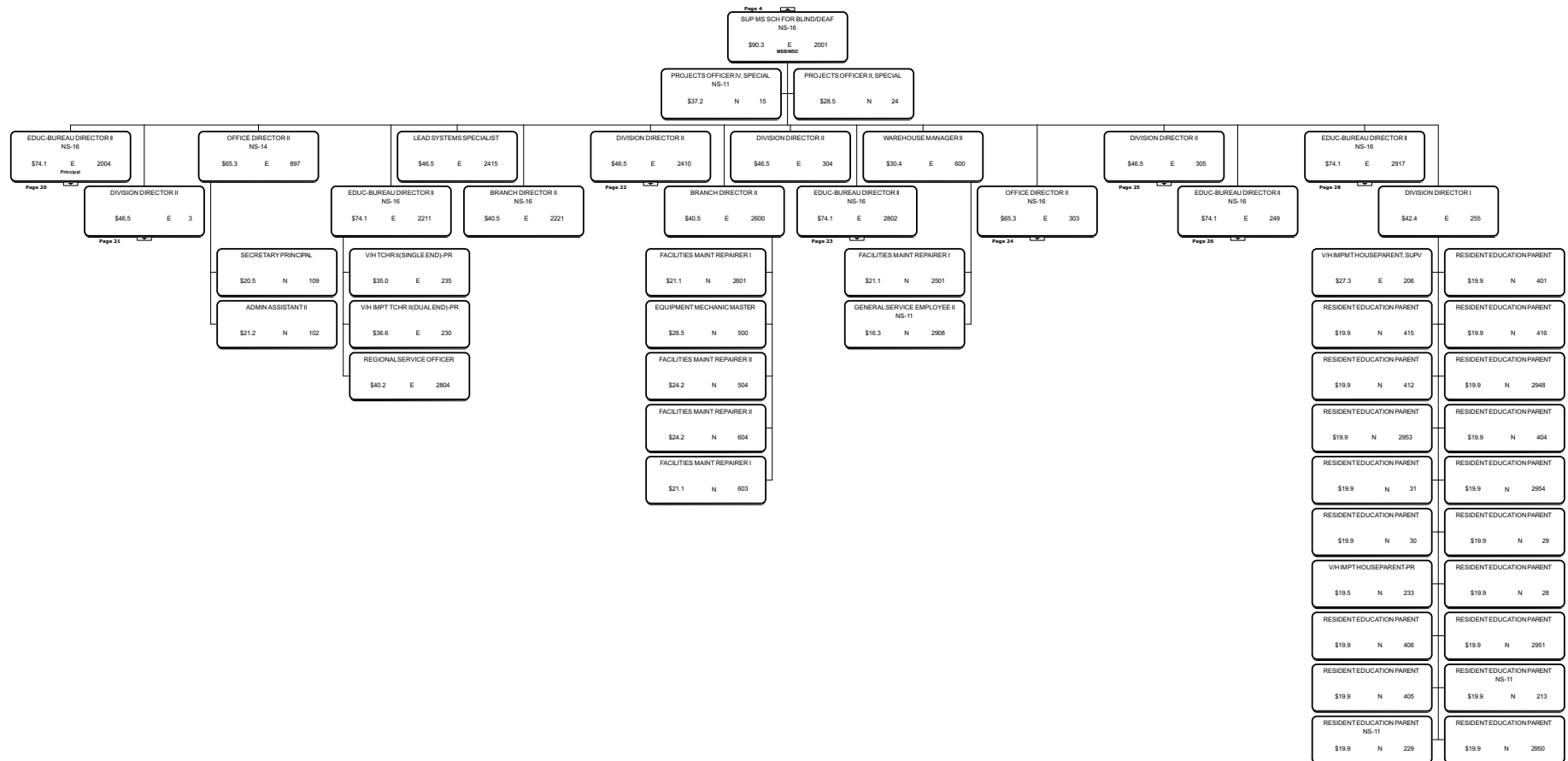
Page 4

DIRECTOR, MS SCHOOL OF THE ARTS
NS-16
\$65.4 E 506
MSA

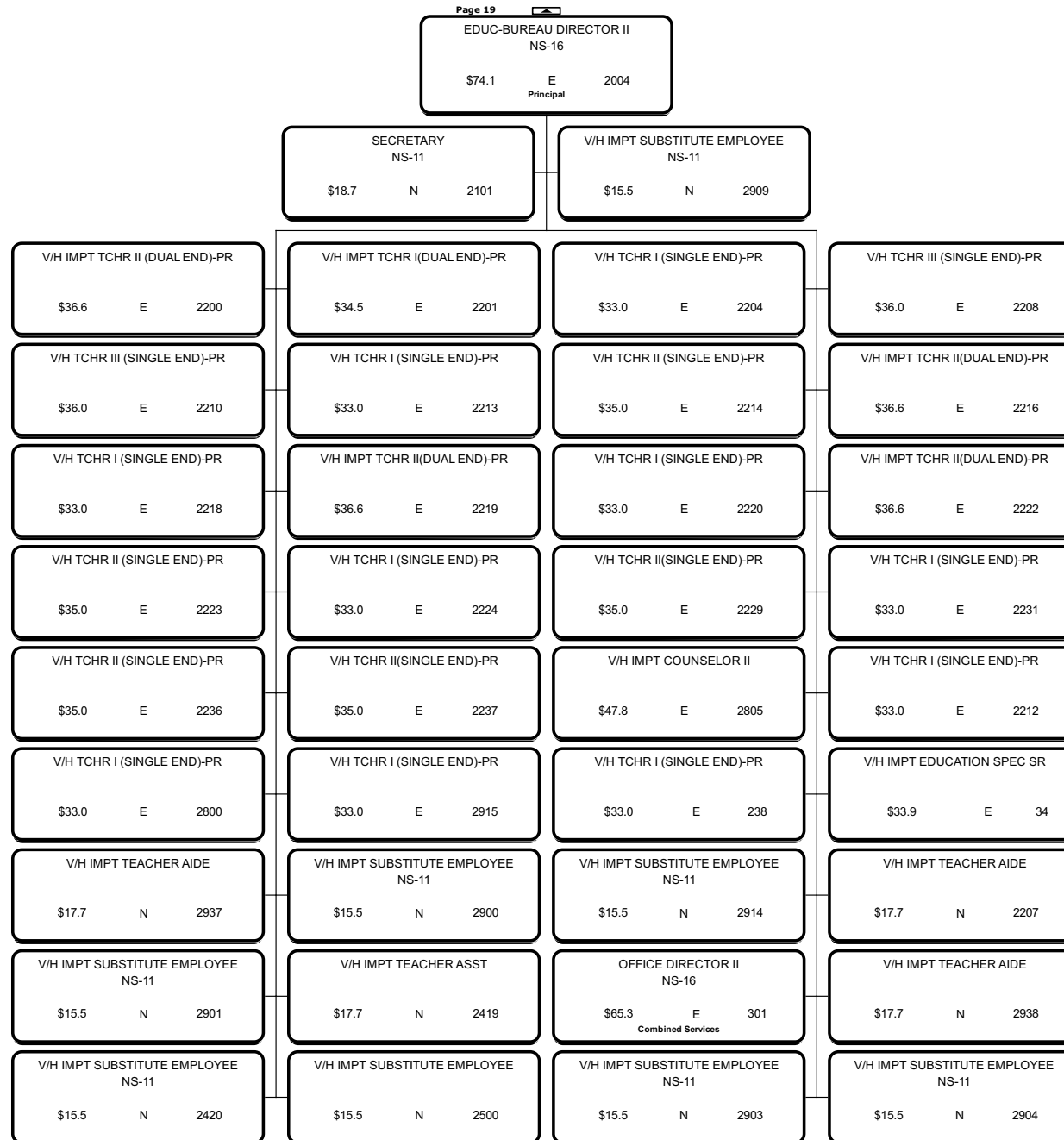
PROJECTS OFFICER III,SPECIAL
NS-16
\$31.2 E 688

PROJECTS OFFICER III,SPECIAL
NS-16
\$31.2 E 508





Cassandra Moore
 Authorized Signature



Page 19

DIVISION DIRECTOR II

\$46.5 E 3

V/H IMPMT HOUSEPARENT, SUPV

\$27.3 E 19

V/H IMPMT HOUSEPARENT-PR

\$19.5 N 2502

RESIDENT EDUCATION PARENT

\$19.9 N 27

RESIDENT EDUCATION PARENT

\$19.9 N 2405

RESIDENT EDUCATION PARENT

\$19.9 N 2412

RESIDENT EDUCATION PARENT

\$19.9 N 2940

RESIDENT EDUCATION PARENT

\$19.9 N 2417

RESIDENT EDUCATION PARENT

\$19.9 N 2408

RESIDENT EDUCATION PARENT

\$19.9 N 2402

RESIDENT EDUCATION PARENT

\$19.9 N 2409

RESIDENT EDUCATION PARENT

\$19.9 N 2418

RESIDENT EDUCATION PARENT

\$19.9 N 2943

Cassandra Moore
Authorized Signature



Page 19

EDUC-BUREAU DIRECTOR II
NS-16

\$74.1 E 2802

V/H IMPT VOC TCH I(SNG END)-PR

\$36.1 E 258

V/H IMPT VOC TCH I(SNG END)

\$43.0 E 260

REGIONAL SERVICE OFFICER

\$40.2 E 433

V/H TCHR I (SINGLE END)-PR

\$33.0 E 2217

V/H TCHR II(SINGLE END)-PR

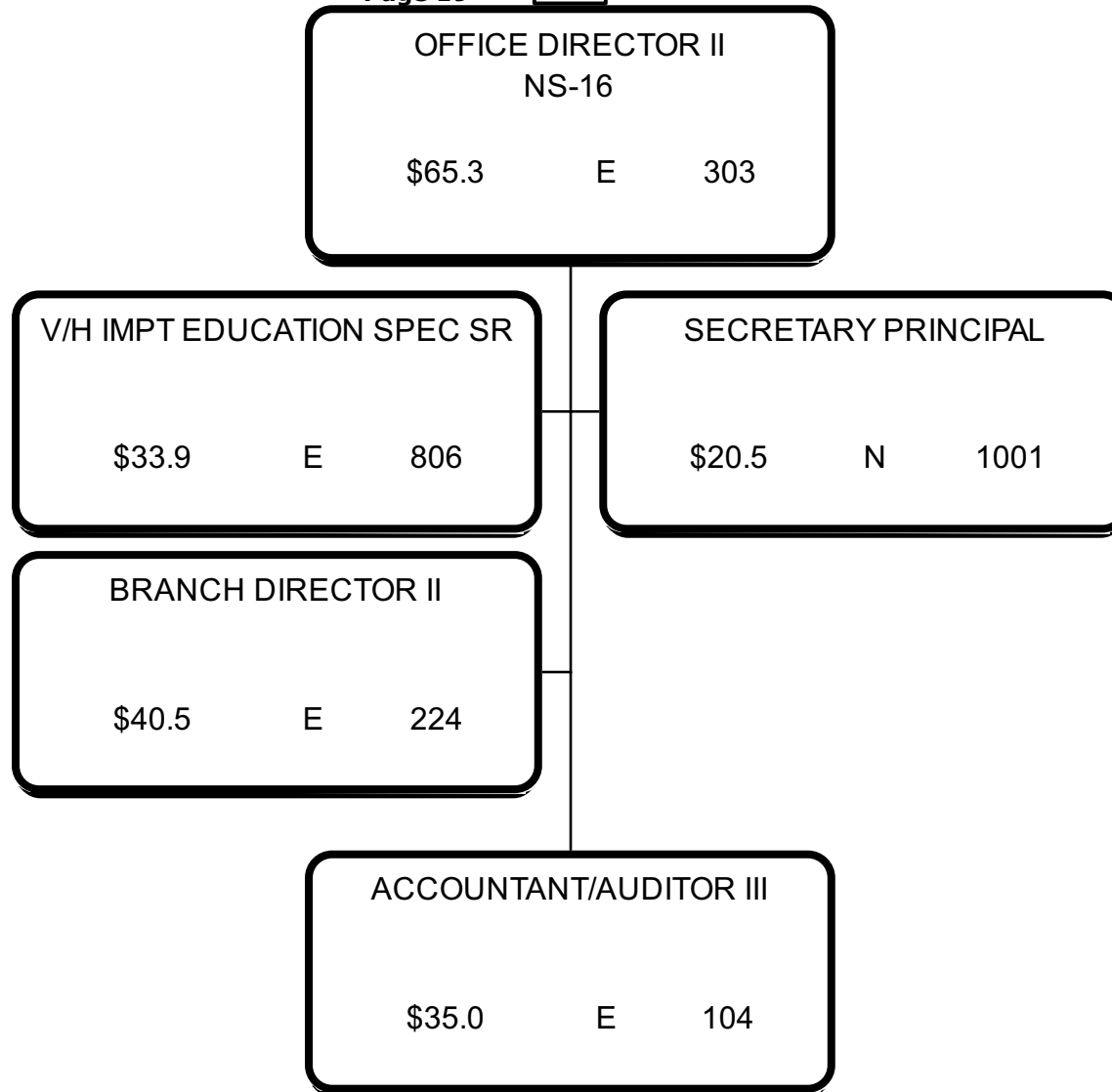
\$35.0 E 2228

V/H TCHR I (SINGLE END)-PR

\$33.0 E 2234

Cassandra Moore
Authorized Signature

Page 19



Page 19

DIVISION DIRECTOR II

\$46.5 E 305

RESIDENT EDUCATION PARENT

\$19.9 N 417

RESIDENT EDUCATION PARENT

\$19.9 N 403

RESIDENT EDUCATION PARENT

\$19.9 N 2944

RESIDENT EDUCATION PARENT

\$19.9 N 2945

RESIDENT EDUCATION PARENT

\$19.9 N 408

RESIDENT EDUCATION PARENT

\$19.9 N 2947

V/H IMPT HOUSEPARENT-PR


\$19.5 N 421

V/H IMPT HOUSEPARENT-PR

\$19.5 N 418

RESIDENT EDUCATION PARENT

\$19.9 N 409



Cassandra Moore
 Authorized Signature

Page 19

EDUC-BUREAU DIRECTOR II
 NS-16

\$74.1 E 2917

V/H IMPT INTERPRETER

\$25.3 N 2206

ADMIN ASSISTANT V

\$28.5 N 2100

V/H TCHR I (SINGLE END)-PR

\$33.0 E 2240

V/H IMPT TCHR II (DUAL END)-PR

\$36.6 E 214

V/H TCHR II (SINGLE END)-PR

\$35.0 E 211

OFFICE DIRECTOR II
 NS-14

\$65.3 E 888

NURSE III

\$44.7 E 900

NURSE II

\$40.7 N 1018

V/H TCHR I (SINGLE END)-PR

\$33.0 E 2226

V/H IMPT TCHR I(DUAL END)-PR

\$34.5 E 2930

STAFF OFFICER III

\$59.3 E 2919

NURSE LICENSED PRACTICAL II

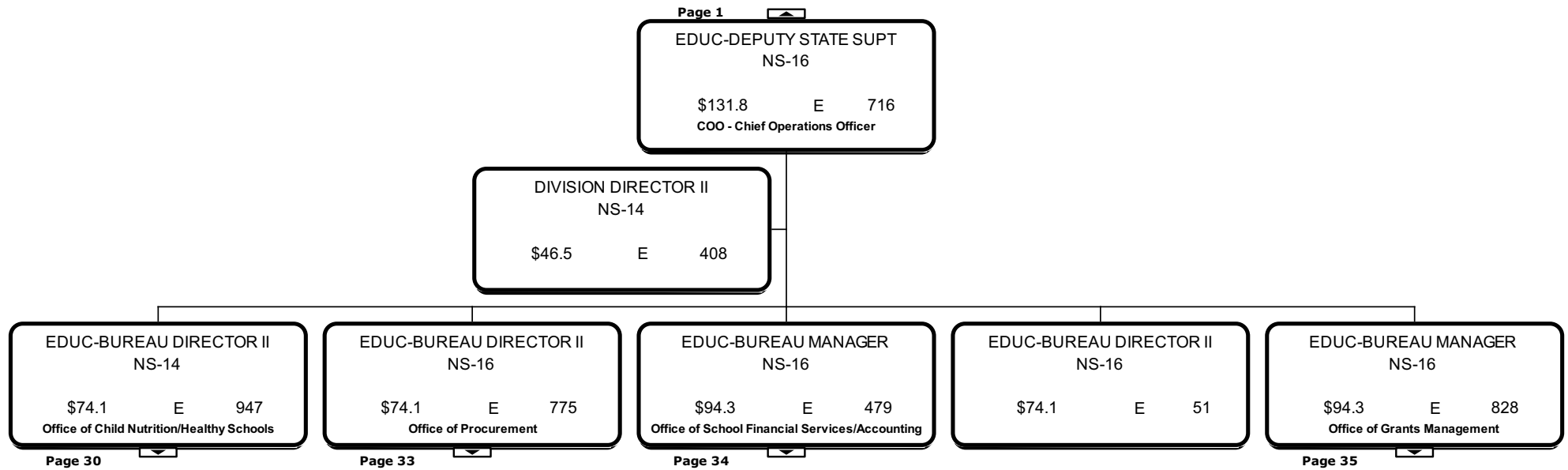
\$28.8 N 2933

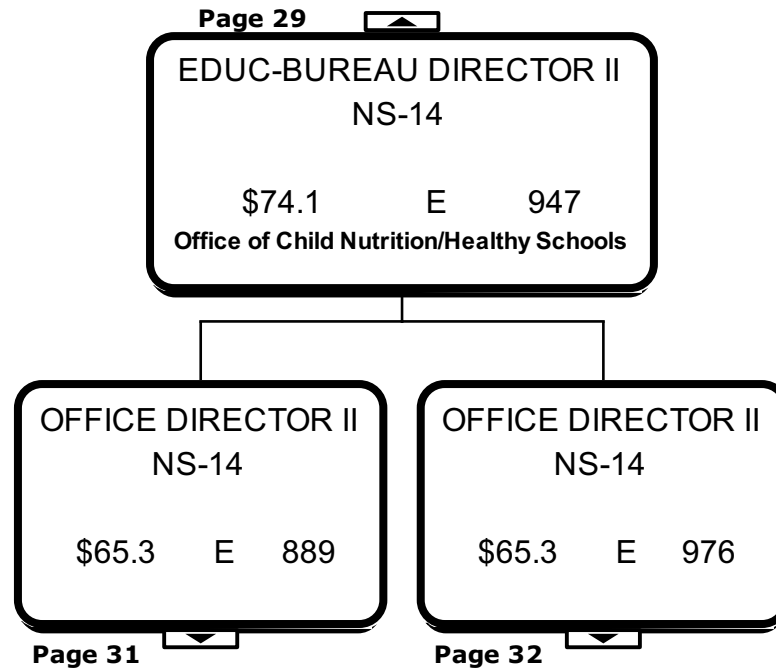
NURSE II

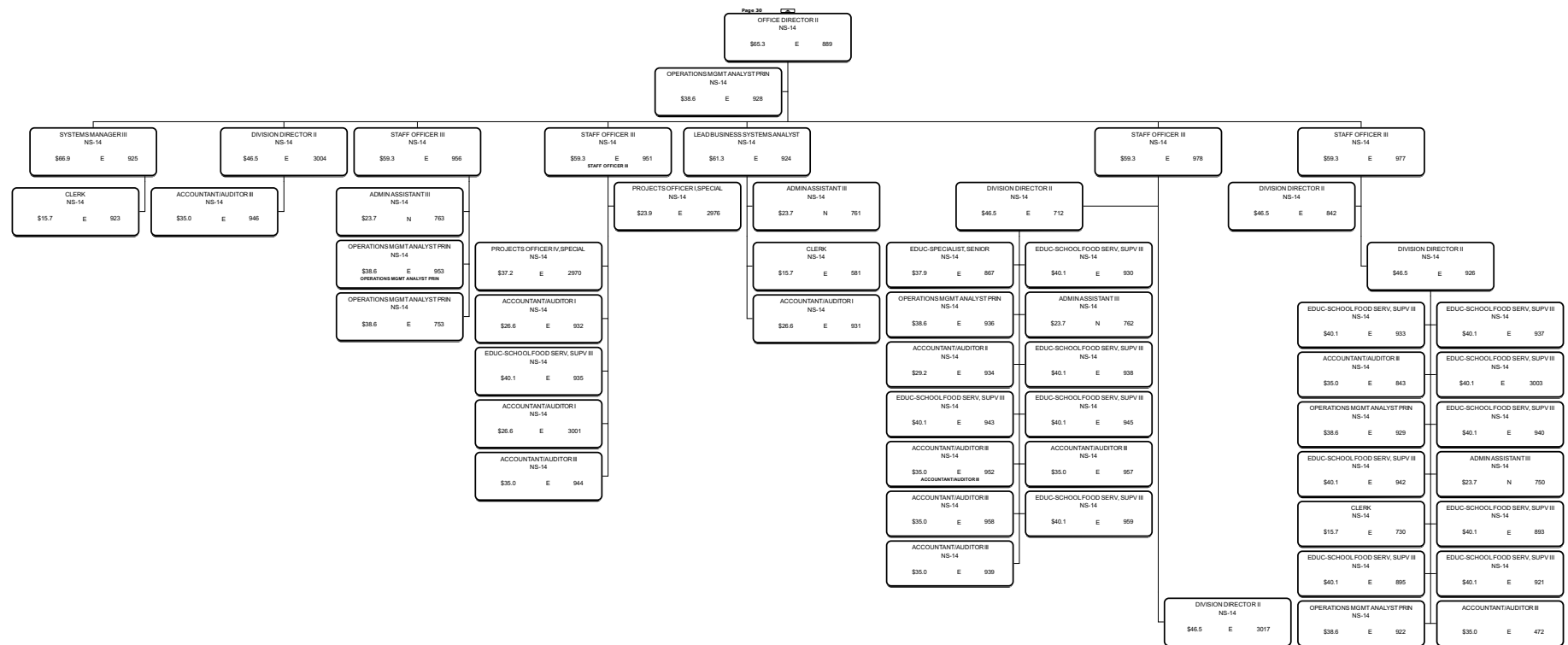
\$40.7 E 2934

NURSE II

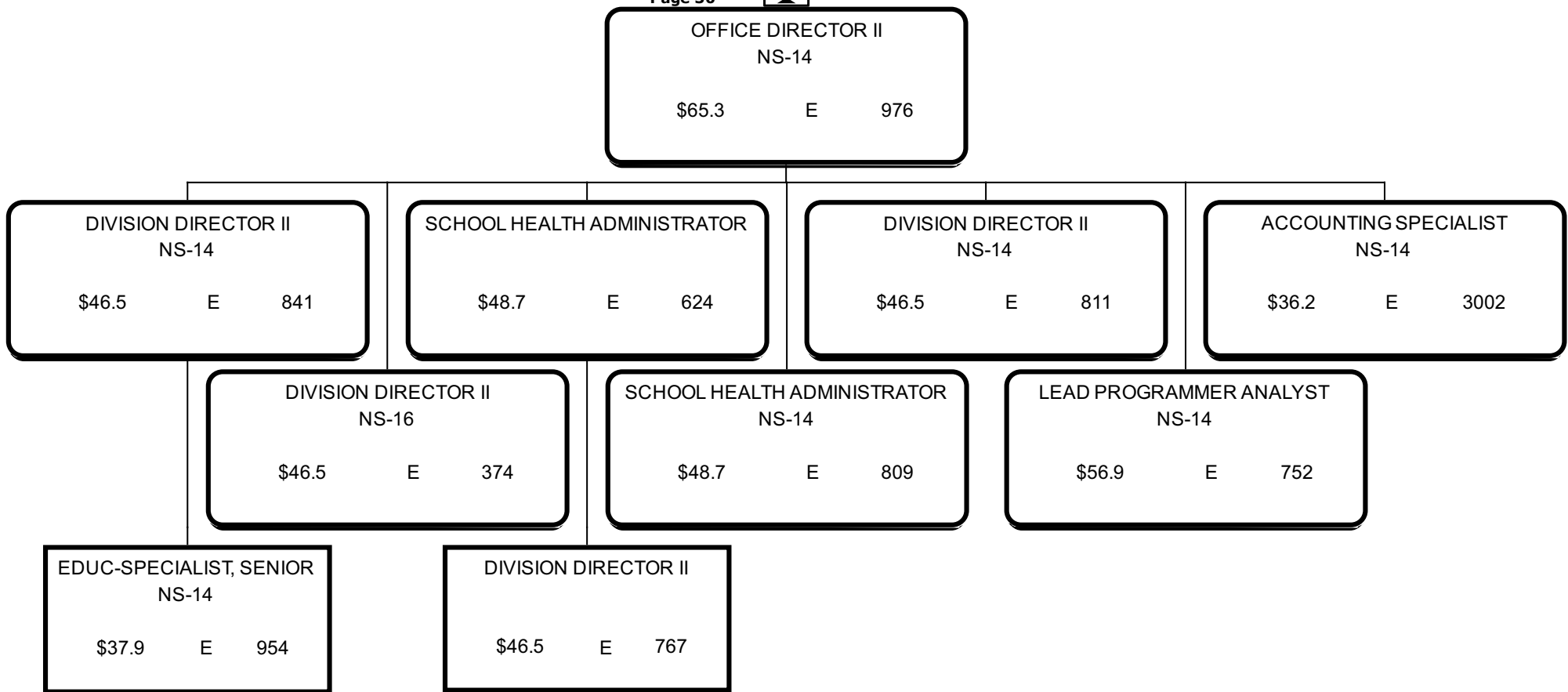
\$40.7 E 201



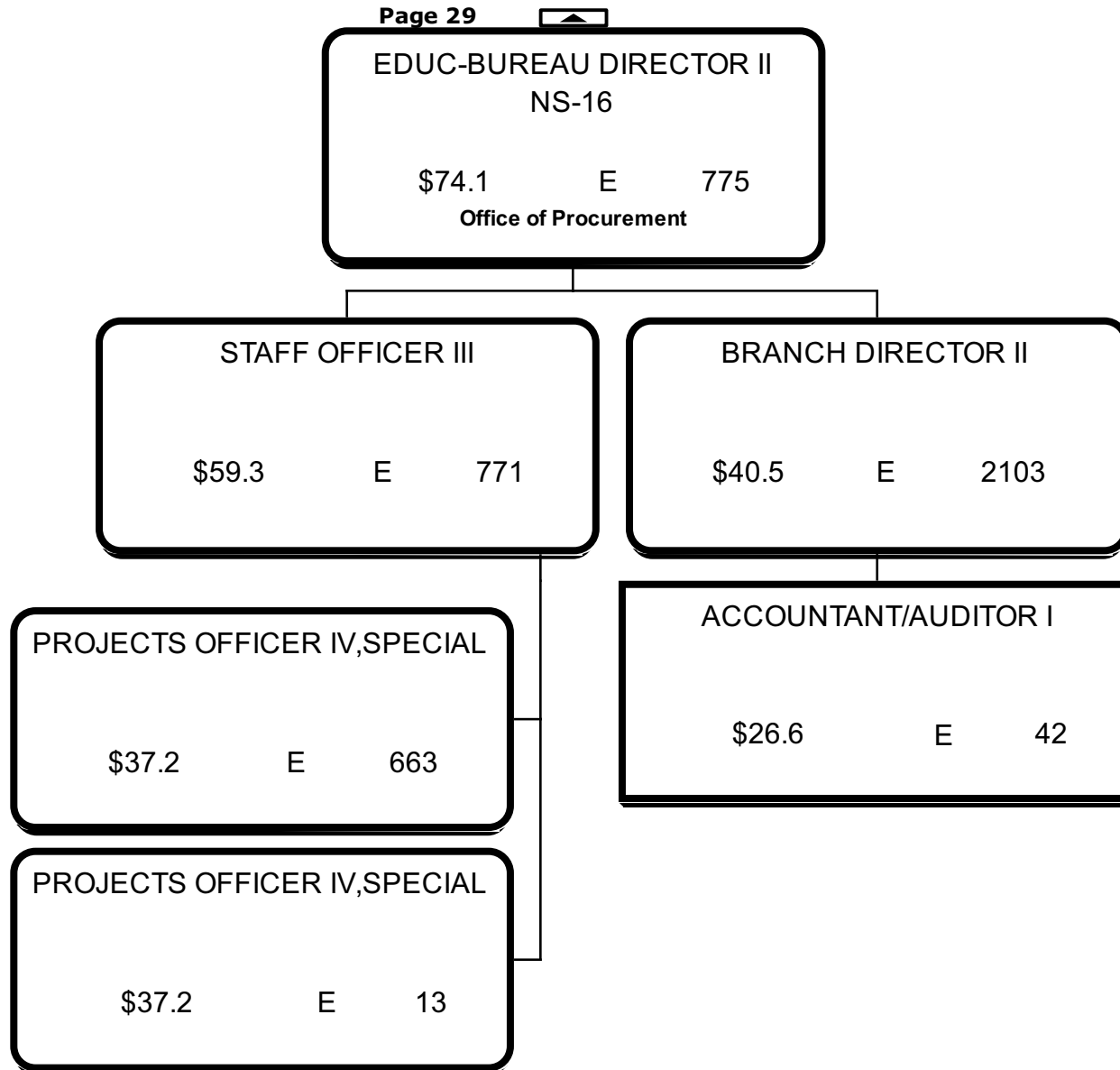


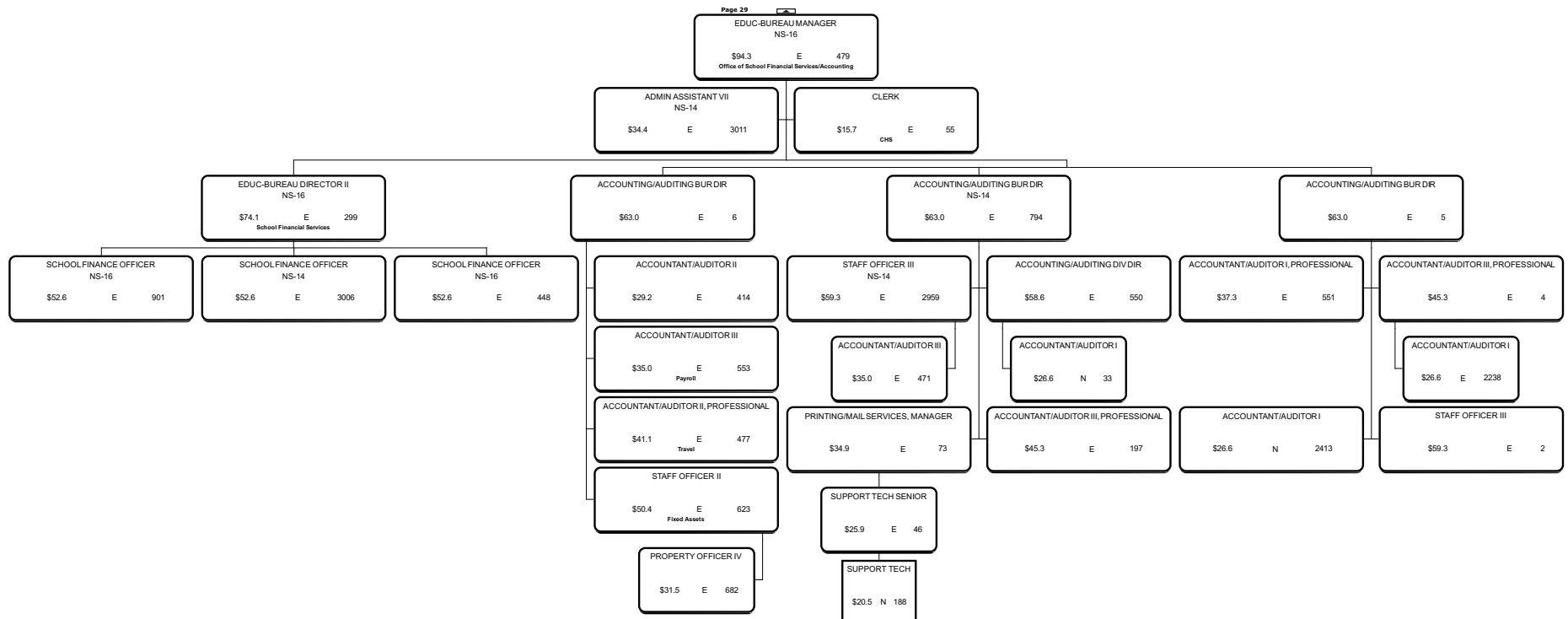


Page 30

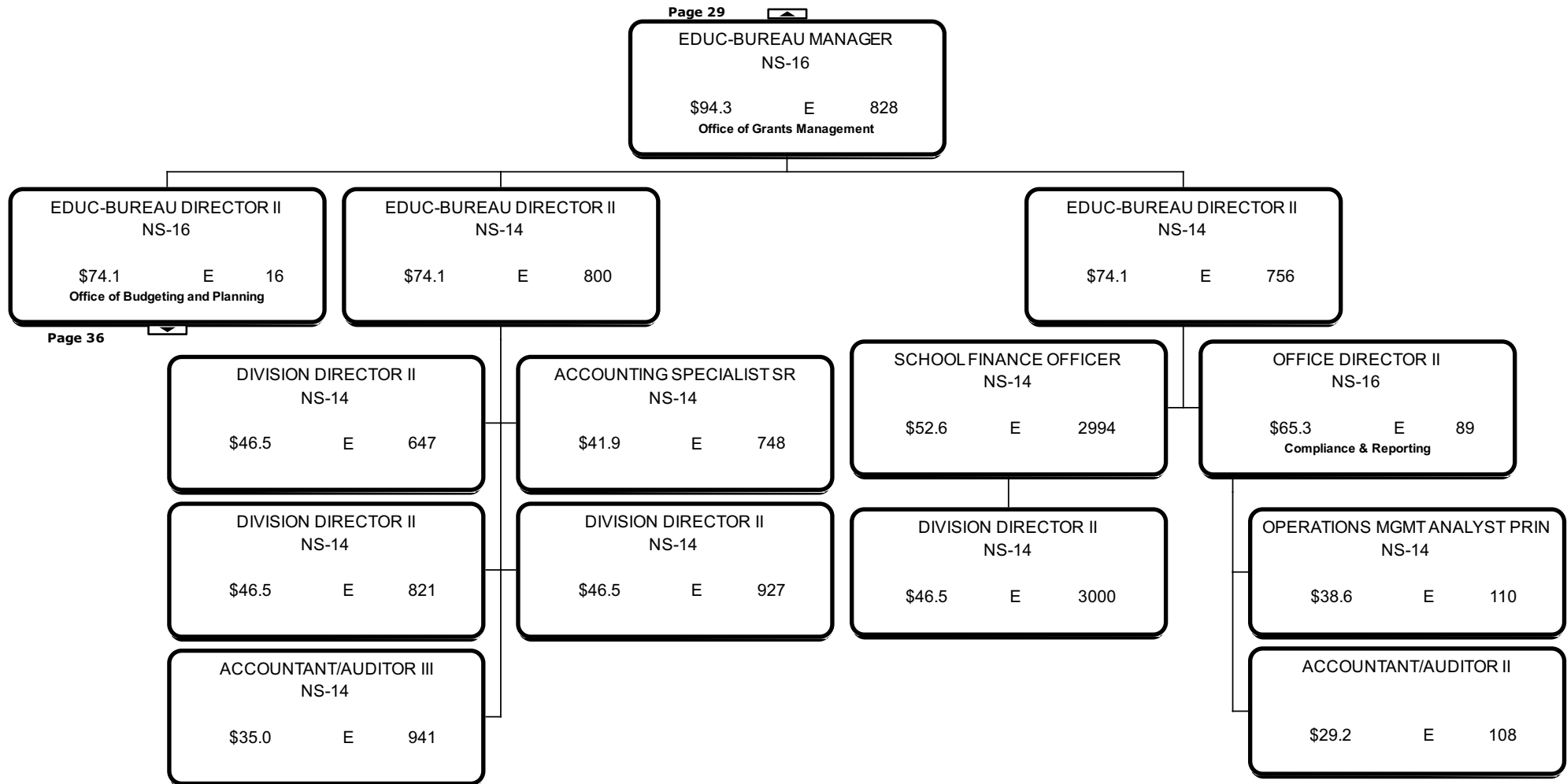


Page 29

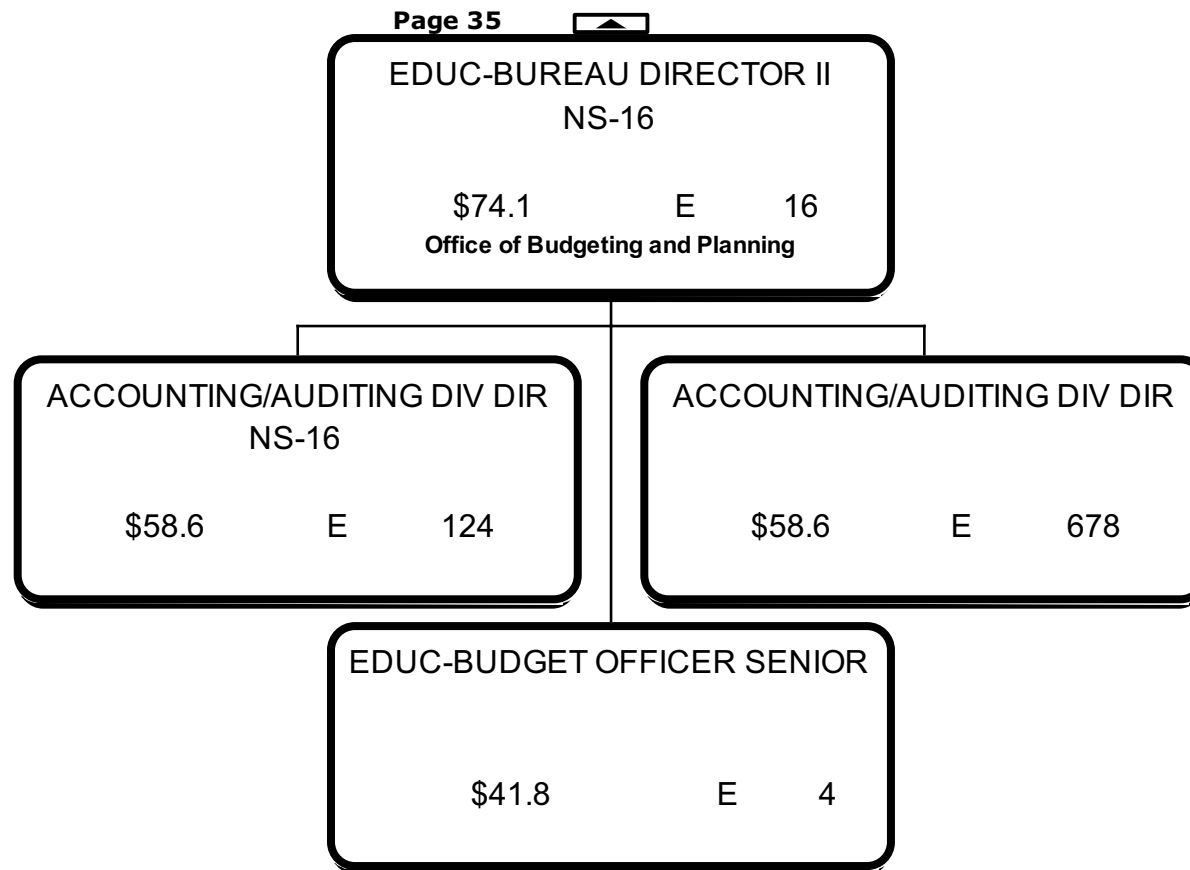


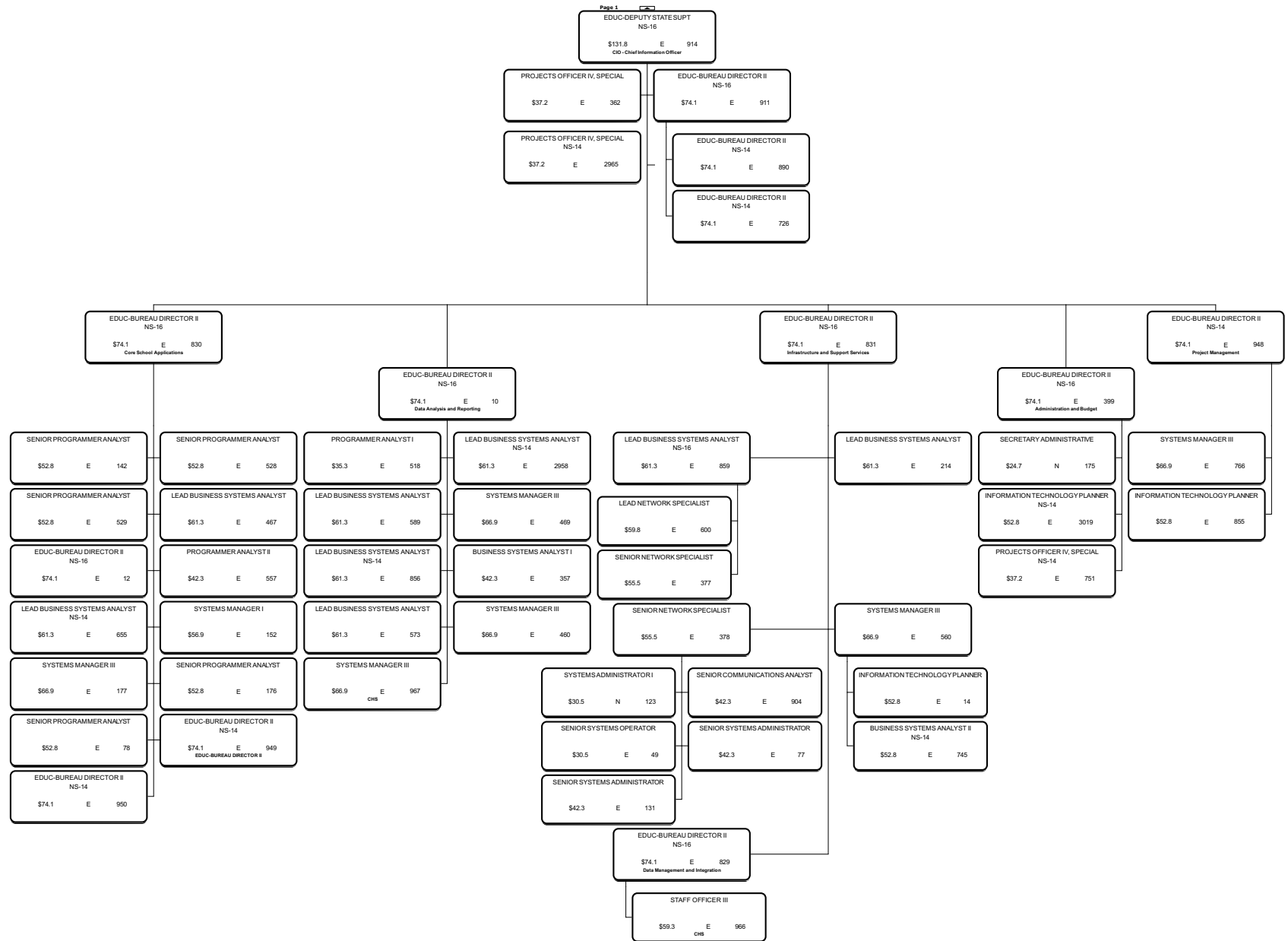


Cassandra Moore
Authorized Signature

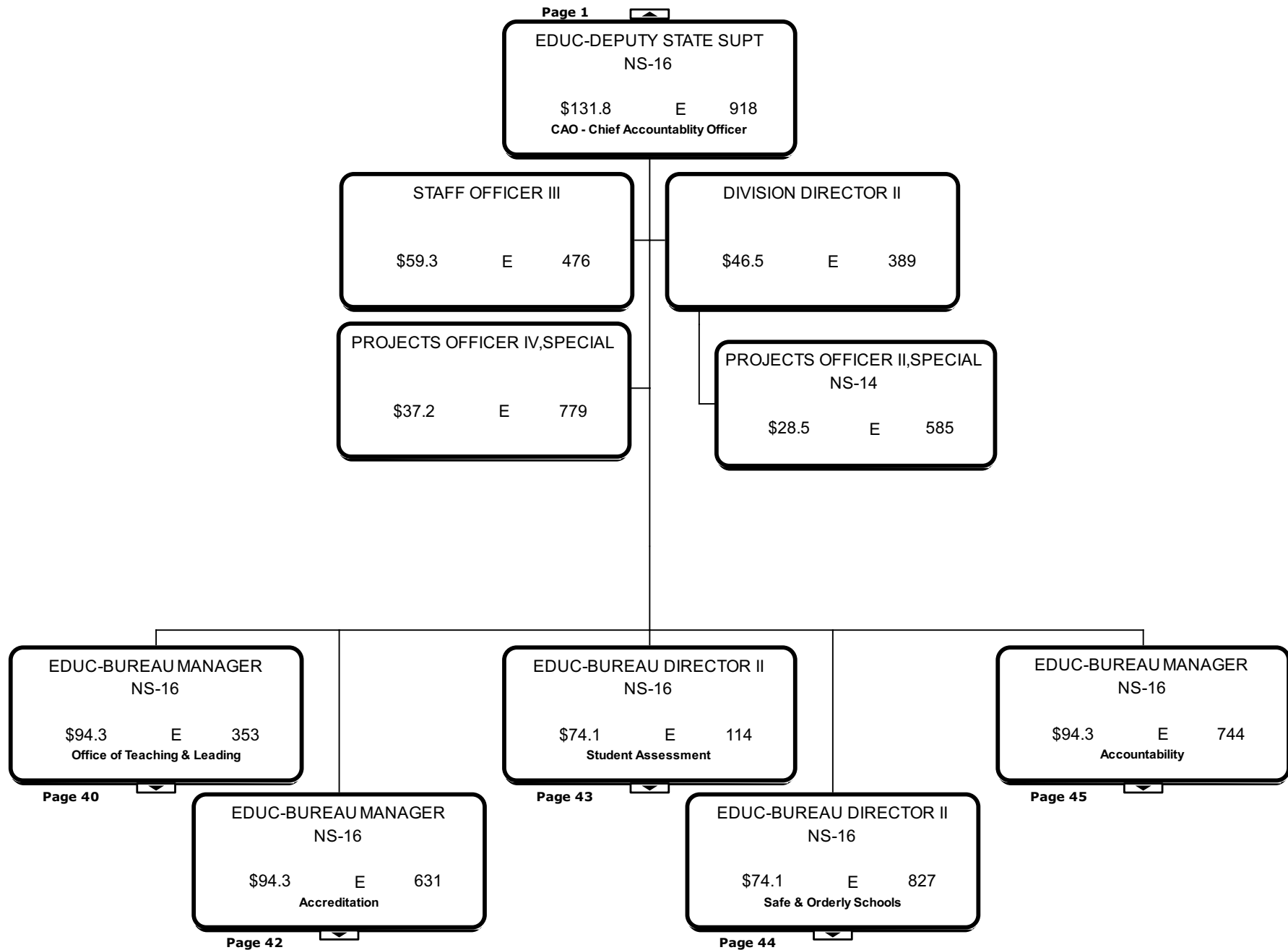


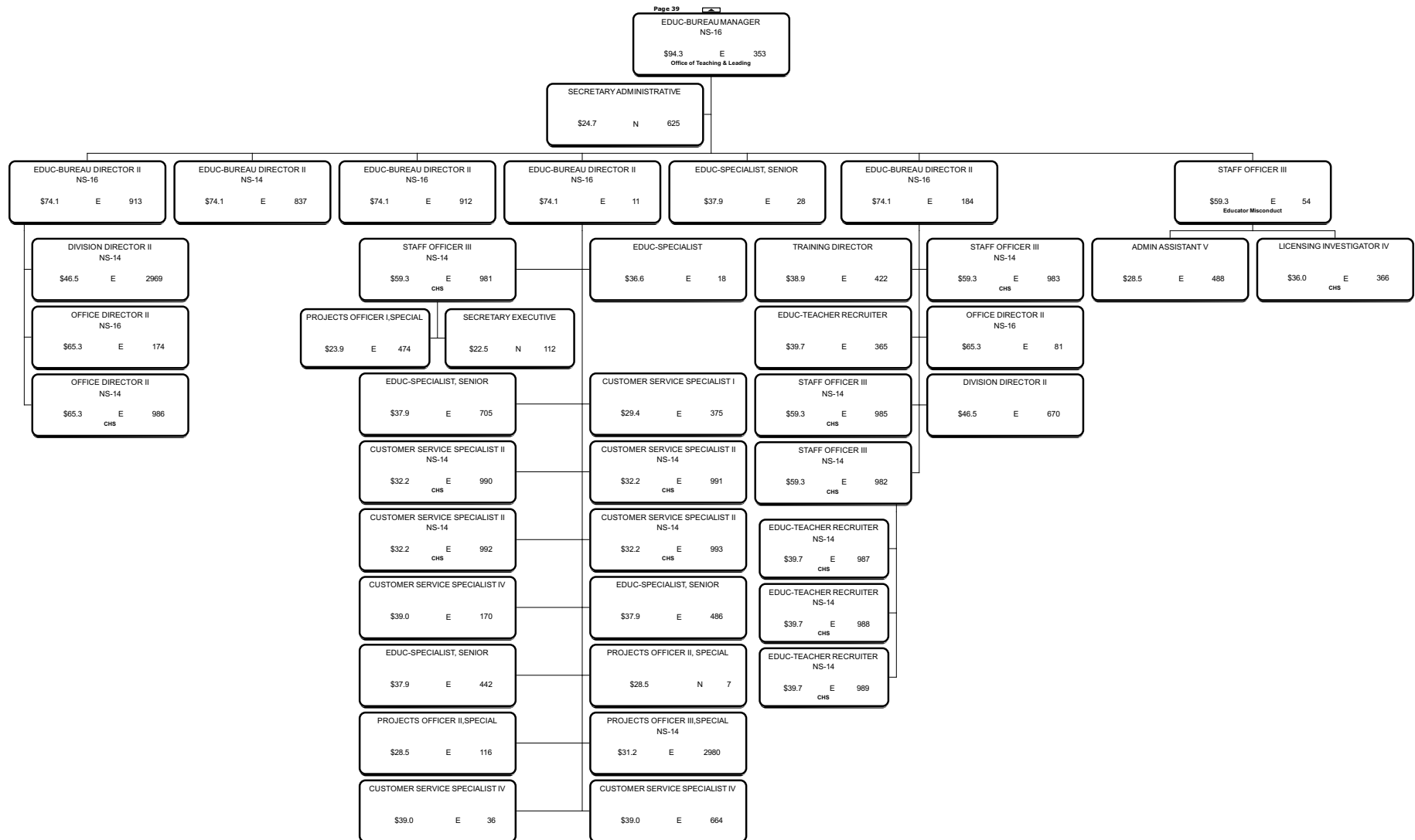
Cassandra Moore
Authorized Signature





Cassandra Moore
Authorized Signature





Cassandra Moore
Authorized Signature

Page 39

EDUC-BUREAU MANAGER
NS-16

\$94.3 E 631
Accreditation

PROJECTS OFFICER I,SPECIAL

\$23.9 N 238

STAFF OFFICER III

\$59.3 E 196

STAFF OFFICER III

\$59.3 E 628

STAFF OFFICER III

\$59.3 E 519

STAFF OFFICER III
NS-14

\$59.3 E 567

Cassandra Moore
Authorized Signature

Page 39

EDUC-BUREAU DIRECTOR II
NS-16

\$74.1 E 114
Student Assessment

PROJECTS OFFICER III, SPECIAL

\$31.2 E 76

OFFICE DIRECTOR II
NS-16

\$65.3 E 161

OFFICE DIRECTOR II
NS-14

\$65.3 E 717

DIVISION DIRECTOR II
NS-14

\$46.5 E 616

OFFICE DIRECTOR II
NS-16

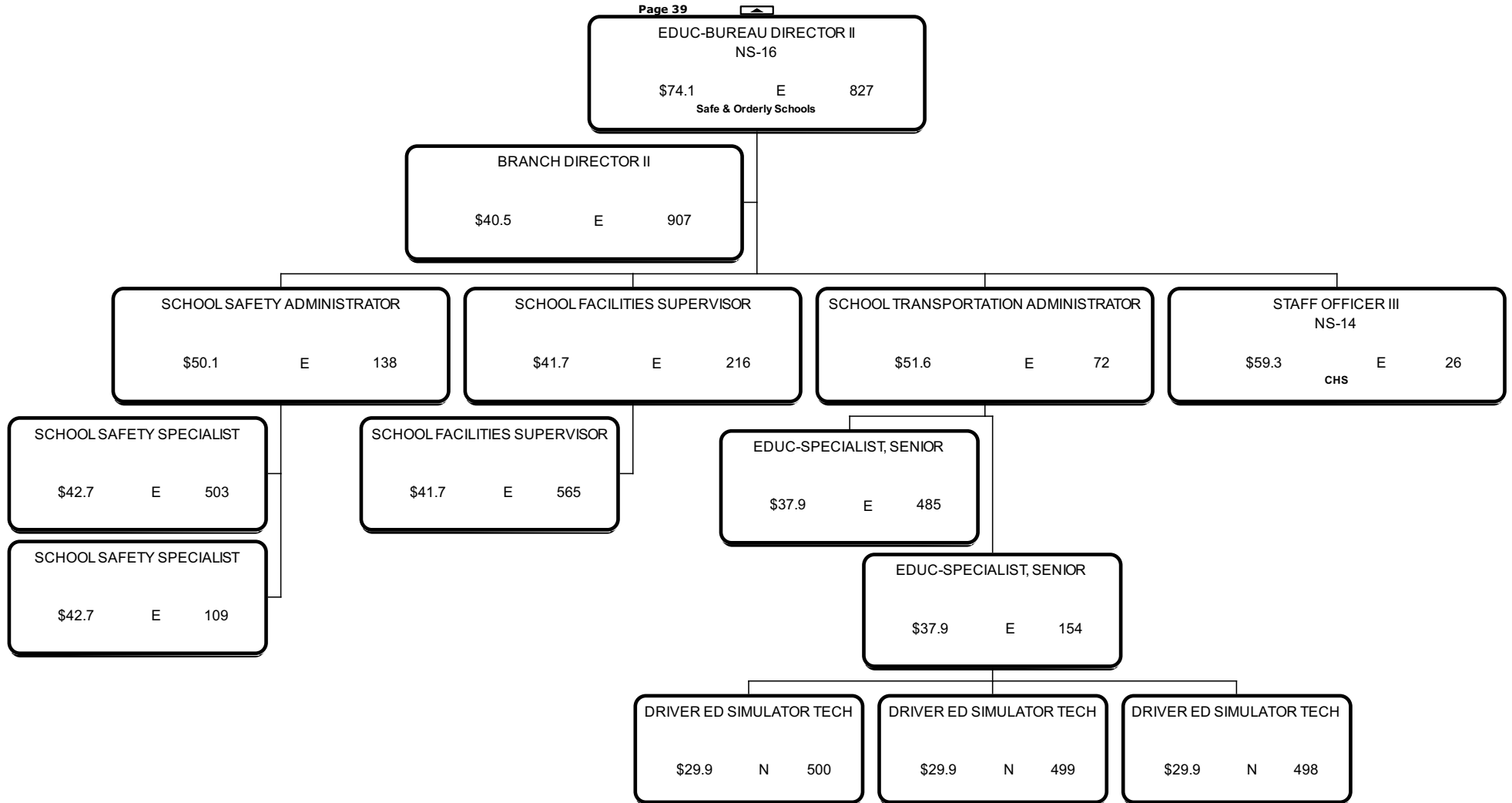
\$65.3 E 323

STAFF OFFICER III

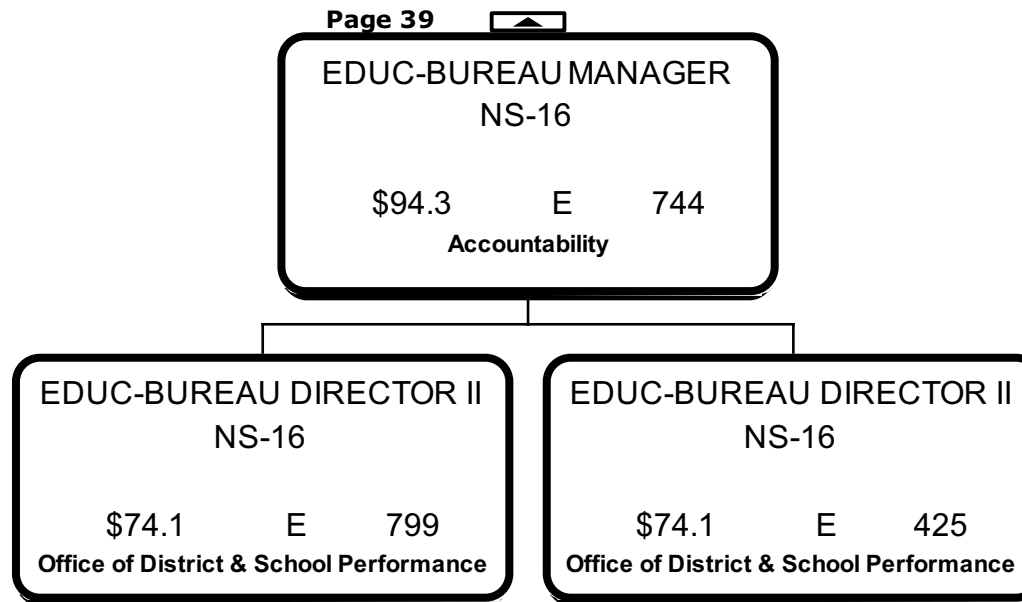
\$59.3 E 905

EDUC-SPECIALIST, SENIOR

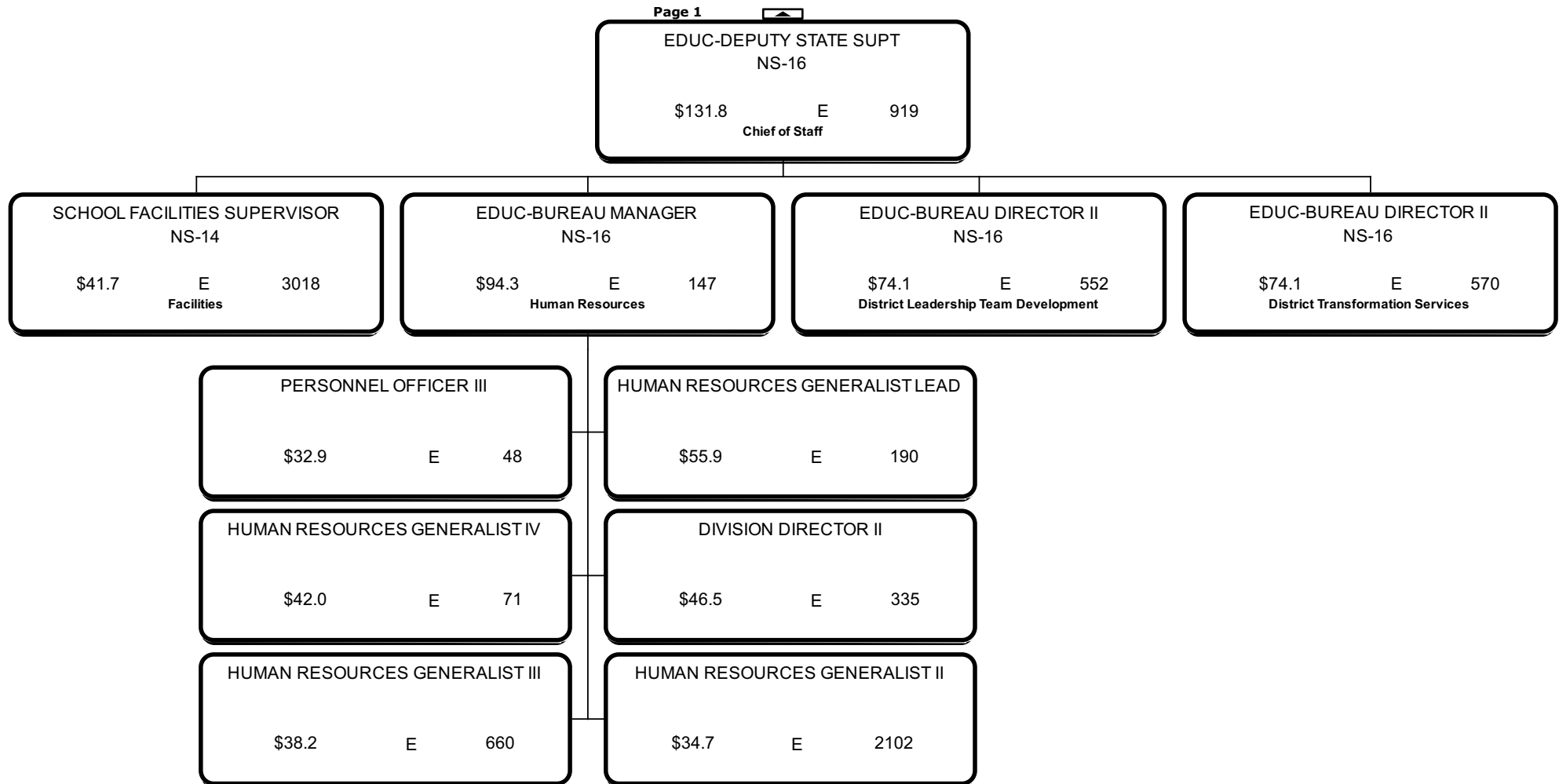
\$37.9 E 595



Cassandra Moore
Authorized Signature



Cassandra Moore
Authorized Signature



Agency Revenue Source Report - FY2020 Data
As Required by HB 1700, 2021 Legislative Session

Agency Name

MS DEPARTMENT OF EDUCATION 1201

Budget Year

2020

State Support Sources	Amount Received
General Funds	2,303,286,791.00
Fund 2220100000 - Administration	203,208,113.00
Fund 2220600000 - Vocational & Technical	76,610,418.00
Fund 2221700000 - Schools for the Blind and Deaf	9,887,066.00
Fund 2223000000 - MS Adequate Education General	1,989,714,811.00
Fund 2223100000 - MS Adequate Education Per Capita	5,000,000.00
Fund 2220400000 - Chickasaw Interest	18,866,383.00

State Support Special Funds:	Amount Received
Education Enhancement Funds	287,359,895.00
Fund 4420100000 - General Education EEF Funds	37,784,413.00
Fund 4420200000 - MDE EEF Procurement Cards	12,000,000.00
Fund 4420600000 - Vocational Education EEF	4,937,258.00
Fund 4421700000 - Schools for the Blind and Deaf EEF	1,207,037.00
Fund 4423000000 - EEF-MS Adequate Education	231,017,750.00
Fund 4423100000 - EEF-MAEP Nonpublic Textbooks	413,437.00

	Amount Received
Fund 6221500000 - Health Care Expendable Fund	126,472.00
Tobacco Control Funds	0.00
Fund 6420100000 - Capital Expense Funds	1,500,000.00
Budget Contingency Funds	0.00
Working Cash Stabilization Reserve Funds	0.00

List all Federal Funds as its most specific level, such as an office or division, not the federal department.

Federal Funds

Federal Fund 5320100000	Amount Received			
	689,955,419.00			
		Grant		Action or results promised in order to receive funds
Grant 3285/5462 - MS PK-16 Data Initiative	397,065.00	3285/5462		Provide educational funding for Pre-K program
Grant 3369/6056 - State Improvement Grants	6,138.00	3369/6056		Provide educational funding for State improvement grants
Grant 4267 - State Improvement Grants	2,352,992.00	4267		Provide educational funding for State improvement grants
Grant 4269 - State Improvement Grants	63,503.00	4269		Provide educational funding for State improvement grants
Grant 4767 - Special Education Grants to States	16,031,778.00	4767		Provide educational funding for Special Education students
Grant 4768 - Special Education - Preschool Grants	887,375.00	4768		Provide educational funding for Preschool students
Grant 4788 - Education for Homeless Children and Youth	79,223.00	4788		Provide educational funding for Homeless Children
Grant 4790 - Title III - English Language Acquisition	506,346.00	4790		Provide educational funding for English Language Acquisition
Grant 4791 - Title IV - SSAE State Activities	1,429,670.00	4791		Provide funding for State Activities
Grant 4802 - Migrant Education - State Grant Program	33,930.00	4802		Provide educational funding for Migrant Students
Grant 4804 - Neglected & Delinquent	106,437.00	4804		Provide educational funding for Neglected and Delinquent Children
Grant 4806/5504 - Title I - Grants to Local Educational Agencies	25,372,515.00	4806/5504		Provide educational funding for Title I Students
Grant 4807 - Twenty-First Century Community Learning Centers	5,709,622.00	4807		Provide educational funding for Afterschool Learning Centers
Grant 4833 - Improving Teacher Quality	6,667,772.00	4833		Provide educational funding to Improve Teacher Quality
Grant 4945 - Rural and Low Income School	973,820.00	4945		Provide educational funding for Rural and Low Income Children
Grant 5023 - Math & Science Partnerships	13,119.00	5023		Provide educational funding for Math & Science Partnership
Grant 5031/6019 - State Assessments	1,067,704.00	5031/6019		Provide educational funding for State Assessments
Grant 5079 - SAE for Child Nutrition	658,660.00	5079		Provide funding for State Administrative Expenses
Grant 5106 - Career Team ARC Grant - CTE	102,029.00	5106		Provide educational funding for Vocational Education Students
Grant 5107 - Career Team ARC Grant - CTE	100,000.00	5107		Provide educational funding for Vocational Education Students
Grant 5121 - MS PK - 16 Data Initiative	343,072.00	5121		Provide educational funding for Pre-K program
Grant 6623 - Ed Research, Development & Dissemination	187,216.00	6623		Provide educational funding for Education Research, Development & Dissemination
Grant 6689 - Special Education - Preschool Grants	1,098,206.00	6689		Provide educational funding for Preschool students
Grant 6690 - Special Education Grants to States	31,877,052.00	6690		Provide educational funding for Special Education students
Grant 6813 - Rural and Low Income School	2,176,340.00	6813		Provide educational funding for Rural and Low Income Children
Grant 6815 - Title III - English Language Acquisition	631,865.00	6815		Provide educational funding for English Language Acquisition
Grant 6816 - Improving Teacher Quality	7,321,786.00	6816		Provide educational funding to Improve Teacher Quality

Grant 6818 - Title I - Grants to Local Educational Agencies	74,172,393.00	6818	Provide educational funding for Title I Students
Grant 6819 - Migrant Education - State Grant Program	607,576.00	6819	Provide educational funding for Migrant Students
Grant 6820 - Title IV - SSAE State Activities	4,546,764.00	6820	Provide funding for State Activities
Grant 7035 - Neglected & Delinquent	77,204.00	7035	Provide educational funding for Neglected and Delinquent Children
Grant 7041 - Child Nutrition	74,278,656.00	7041	Provide funding for meals for students
Grant 7042 - Child Care Sponsor	349,899.00	7042	Provide for Child Care Sponsors
Grant 7044 - Fresh Fruit and Vegetable Program	350,346.00	7044	Provide funding for Fresh Fruit & Vegetables for students
Grant 7045 - SAE for Child Nutrition	2,962,383.00	7045	Provide funding for State Administrative Expenses
Grant 7075 - Education for Homeless Children and Youth	753,885.00	7075	Provide educational funding for Homeless Children
Grant 7076 - Twenty-First Century Community Learning Centers	2,175,551.00	7076	Provide educational funding for Afterschool Learning Centers
Grant 7085 - Cooperative Agreement to Promote Adolescent	10,449.00	7085	Provide educational funding to Promote Adolescent
Grant 7117 - MS PK - 16 Data Initiative	408,775.00	7117	Provide educational funding for Pre-K program
Grant 7152 - Career Team ARC Grant - CTE	291,480.00	7152	Provide educational funding for Vocational Education Students
Grant 7161 - MEP-Consortium Incentive Grant	53,348.00	7161	Provide educational funding MEP-Consortium Incentives
Grant 7162 - State Assessments	3,387,078.00	7162	Provide educational funding for State Assessments
Grant 7545 - Special Education Grants to States	76,498,815.00	7545	Provide educational funding for Special Education students
Grant 7546 - Special Education - Preschool Grants	2,482,356.00	7546	Provide educational funding for Preschool students
Grant 7567 - State Assessments	612,546.00	7567	Provide educational funding for State Assessments
Grant 7587 - Title IV - SSAE State Activities	6,235,716.00	7587	Provide funding for State Activities
Grant 7589 - Title I - Grants to Local Educational Agencies	112,231,086.00	7589	Provide educational funding for Title I Students
Grant 7590 - Rural and Low Income School	853,673.00	7590	Provide educational funding for Rural and Low Income Children
Grant 7593 - Improving Teacher Quality	14,785,253.00	7593	Provide educational funding to Improve Teacher Quality
Grant 7604 - Cooperative Agreement to Promote Adolescent	67,708.00	7604	Provide educational funding to Promote Adolescent
Grant 7605 - Education for Homeless Children and Youth	97.00	7605	Provide educational funding for Homeless Children
Grant 7607 - Title III - English Language Acquisition	251,480.00	7607	Provide educational funding for English Language Acquisition
Grant 7619 - Migrant Education - State Grant Program	233,101.00	7619	Provide educational funding for Migrant Students
Grant 7763/7897 - CN Discretionary Grant - Equipment	177,015.00	7763/7897	Provide funding for equipment for the School Lunch Program
Grant 7844 - Child Care Sponsor	627,458.00	7844	Provide for Child Care Sponsors
Grant 7846 - Child and Adult Care Food Program - Cash Commodity	1,100,271.00	7846	Provide funding for Food Service Programs
Grant 7848 - SAE for Child Nutrition	1,877,683.00	7848	Provide funding for State Administrative Expenses
Grant 7849 - Special Education - State Personnel Development	1,125,530.00	7849	Provide funding for Personnel Development
Grant 7850 - Child Nutrition	198,560,341.00	7850	Provide funding for meals for students
Grant 7874 - Fresh Fruit and Vegetable Program	1,475,749.00	7874	Provide funding for Fresh Fruit & Vegetables for students
Grant 8127 - Competitive Grant - Student Assessment	138,519.00	8127	Provide funding for Student Assessments

Federal Fund 5320600000		Amount Received			
		12,439,378.00			
				Action or results promised in order to receive funds	
Grant 4774/5503 - Vocational Education Grants to State		64,622.00	4774/5503	Provide educational funding for Vocational Education	
Grant 6669 - Vocational Education Grants to State		1,760,663.00	6669	Provide educational funding for Vocational Education	
Grant 7558 - Vocational Education Grants to State		10,614,093.00	7558	Provide educational funding for Vocational Education	

Special Funds		Amount Received	
Fund 3220100000 - Pre-K Collaborative Carryover	90,189.94		
Fund 3320600000 - Vocational & Technical Special	58,900.00		
Fund 3320700000 - School District Emergency Assistance			
Fund 3320900000 - School for the Blind Trust	104.43		
Fund 3321200000 - School District - MLP	1,617,278.62		
Fund 3321300000 - MS Critical Teacher Shortage	1,517,818.11		
Fund 3321400000 - School for the Blind Investments	19,207.73		
Fund 3321700000 - Schools for the Blind and Deaf	155,320.24		
Fund 3321800000 - S.D. Ad Valorem Tax Reduction	46,000,000.00		
Fund 3323000000 - MS Adequate Education Special Fund	19,999,992.00		
Fund 3323100000 - MAEP School District Capital Exp	89,068.04		
Fund 3393300000 - Education Finance Construction	19,999,992.00		
Fund 5320200000 - General Education Special Grants	526,675.00		
Fund 5321700000 - Schools Blind/Deaf Special Grants	449,509.68		

Special Fund 332020000		Amount Received	
		15,062,349.89	
42500000 - Nonfed Grants	1,501,000.00		
43200000 - Charges for Services -Outside Entities	210,000.00		

42600000 - Donations	6,500.00
43510000 - Refunds	2,760,258.85
43511000 - Refunds	4,188.13
43532000 - Workers Comp Overpayment/Recovery	988.96
49130000 - Transfer In Other Funds	7,875,933.61
49000000 - Indirect Cost Recovery	1,797,572.89
49170000 - Transfer In From Non-Budgeted Funds	905,907.45

Revenue from Tax, Fine or Fee Assessed

Fund 3320200000			
40700000 - Auto Privilege & Tag Fees	Amount Assessed		42,456.00
	Amount Collected		42,456.00
	Authority to Collect	Miss. Code Ann. 27-19-56.109	
	Method of Determining Assessment	DOR Special Tag Fee Distribution	
	Method of Collection	Electronic transfer	
	Amt. & Purpose of which Expended		
	Amount	Purpose	
	42,456.00	For the owner of special license tag (Support Teachers) to pay taxes and fees.	
43100000 - Fees	Amount Assessed		2,518.49
	Amount Collected		2,518.49
	Authority to Collect	Miss. Code Ann. 25-61-1	
	Method of Determining Assessment	MDE Employee Procedures Manual Section 20.0	
	Method of Collection	Cash, check, or money order	
	Amt. & Purpose of which Expended		
	Amount	Purpose	
	2,518.49	To recover the cost for processing public requests.	
	Amount Assessed		215.00
	Amount Collected		215.00
	Authority to Collect	Miss. Code Ann. 37-3-2	
	Method of Determining Assessment	MDE Guidelines for Mississippi Educator Licensure K-12	
	Method of Collection	Payment portal online, money order	
	Amt. & Purpose of which Expended		
	Amount	Purpose	
	215.00	To recover the cost for processing a duplicate copy of a license.	
	Amount Assessed		30,063.99
	Amount Collected		30,063.99
	Authority to Collect	Miss. Code Ann. 7-9-21	
	Method of Determining Assessment	MDE Employee Procedures Manual Section 16.1	
	Method of Collection	Cash, check, money order, or payment portal online	
	Amt. & Purpose of which Expended		
	Amount	Purpose	
	30,063.99	To recover Child Nutrition Procurement fees and freight.	
43110000 - Conference Registration	Amount Assessed		22,023.75
	Amount Collected		22,023.75
	Authority to Collect	Miss. Code Ann. 7-9-21	
	Method of Determining Assessment	MDE Employee Procedures Manual Section 16.1	
	Method of Collection	Cash, check, money order, or payment portal online	
	Amt. & Purpose of which Expended		
	Amount	Purpose	
	22,023.75	To defray the cost of conferences held by the agency.	
Fiscal Year-Ending Balance			

General Education (202-00)
Vocational Education (206-00)
Deaf & Blind Schools (231-00)
MAEP (205-00)
Chickasaw (204-00)