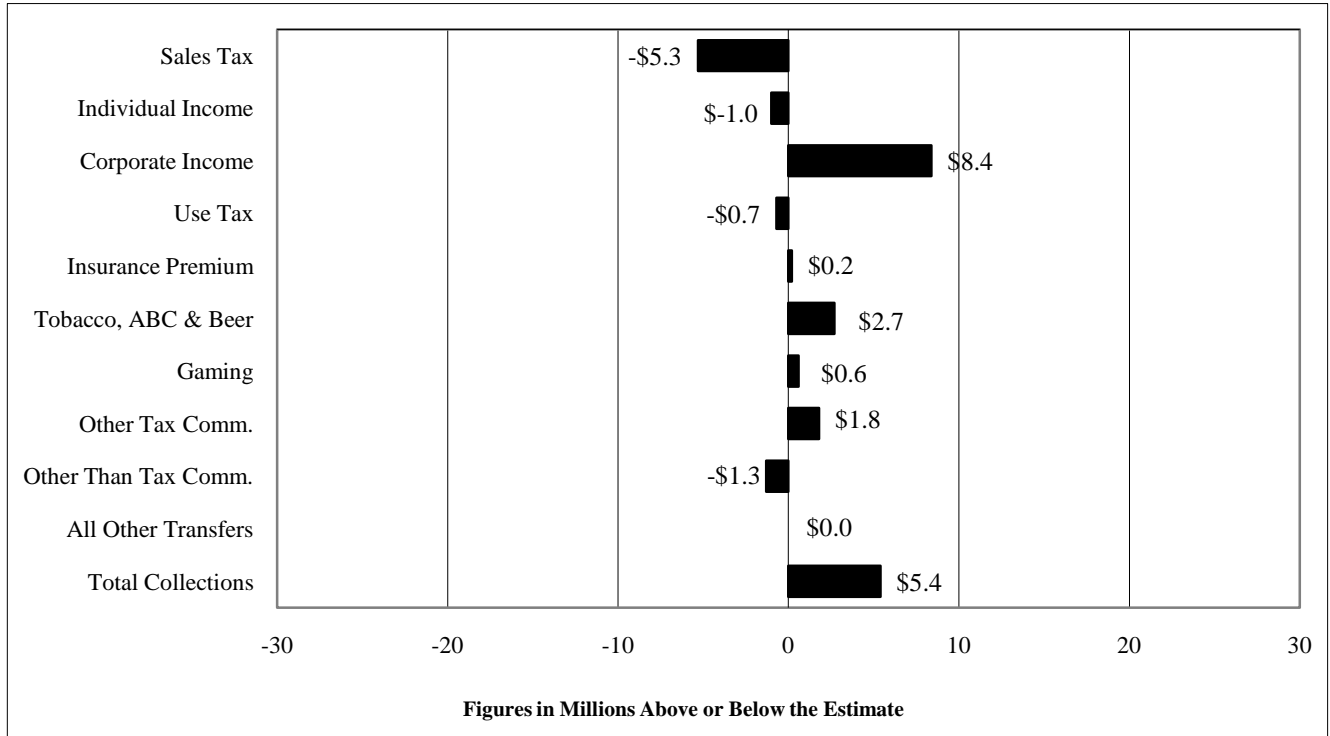


MONTH OF JULY VS SINE DIE ESTIMATE \$5,428,083

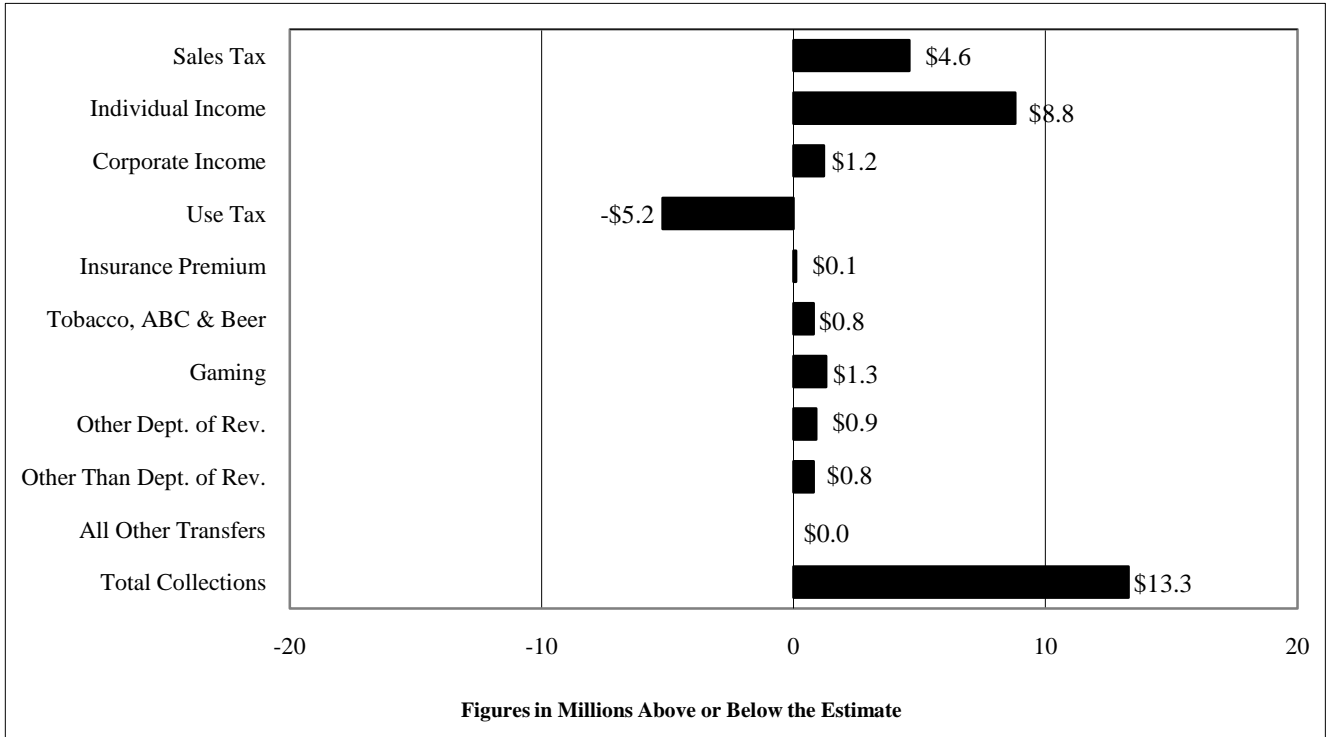
Total collections for July FY 2011 were \$5,428,083 above the sine die estimate. Tax Commission sources were \$6,674,753 above the estimate and Other Than Tax Commission collections were below the estimate by \$1,246,670. The major revenue sources were above or below the estimate in July as shown below:



July FY 2011 General Fund collections are \$5,428,083 or 2.2% above the sine die estimate.

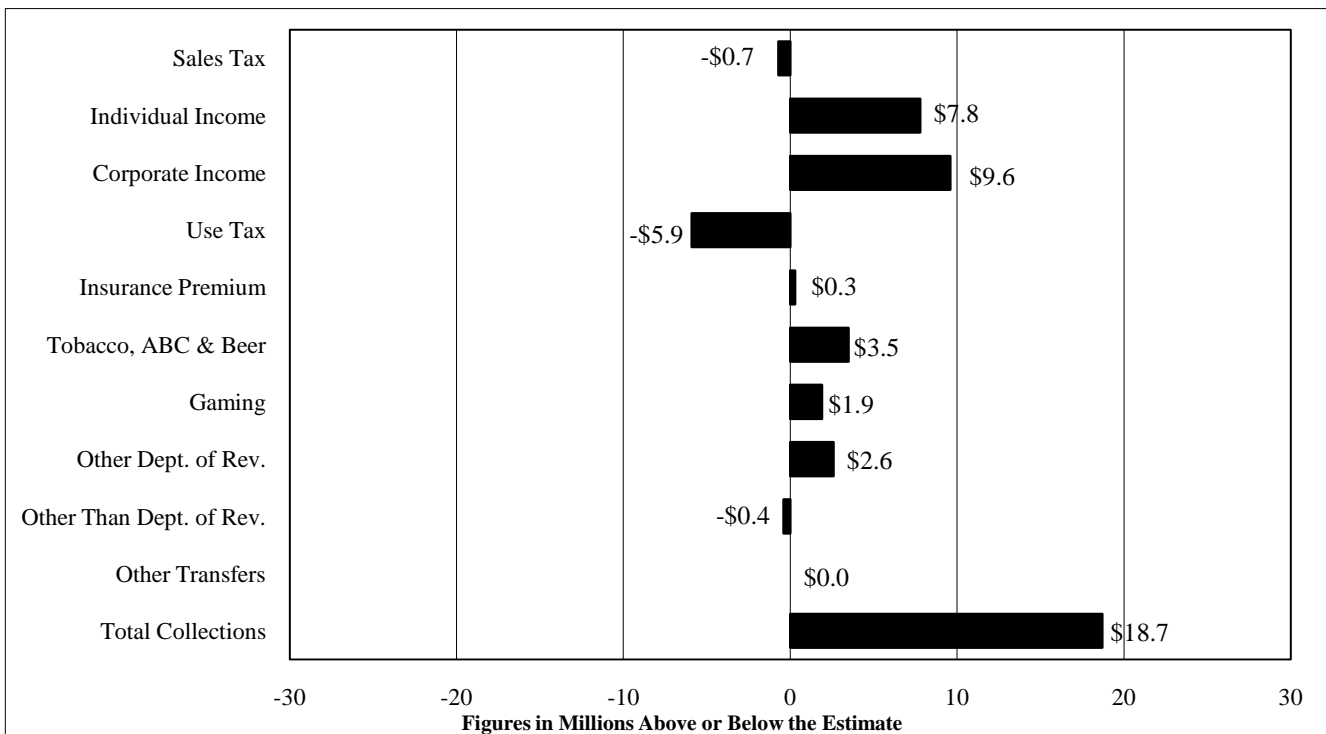
MONTH OF AUGUST VS SINE DIE ESTIMATE \$13,288,145

Total collections for August FY 2011 were \$13,288,145 above the sine die estimate. Department of Revenue sources were \$12,450,500 above the estimate and Other Than Department of Revenue collections were above the estimate by \$837,645. The major revenue sources were above or below the estimate in August as shown below:



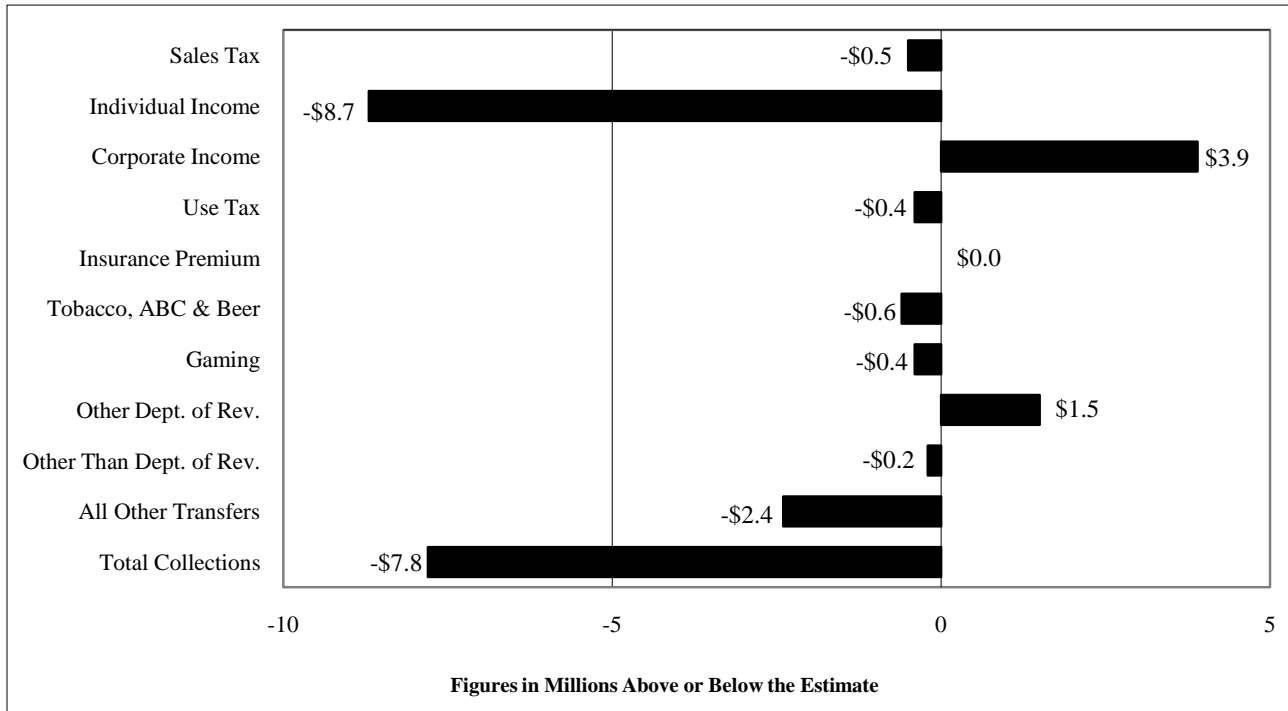
FY 2011 YEAR-TO-DATE VS SINE DIE ESTIMATE \$18,716,229

FY 2011 revenues to the General Fund from all sources through August are \$18,716,229 above the sine die estimate. Department of Revenue collections are above the estimate by \$19,125,254 and Other Than Department of Revenue collections are below the estimate by \$409,025. The major revenue sources are over or under the YTD sine die estimate by the amounts shown below:



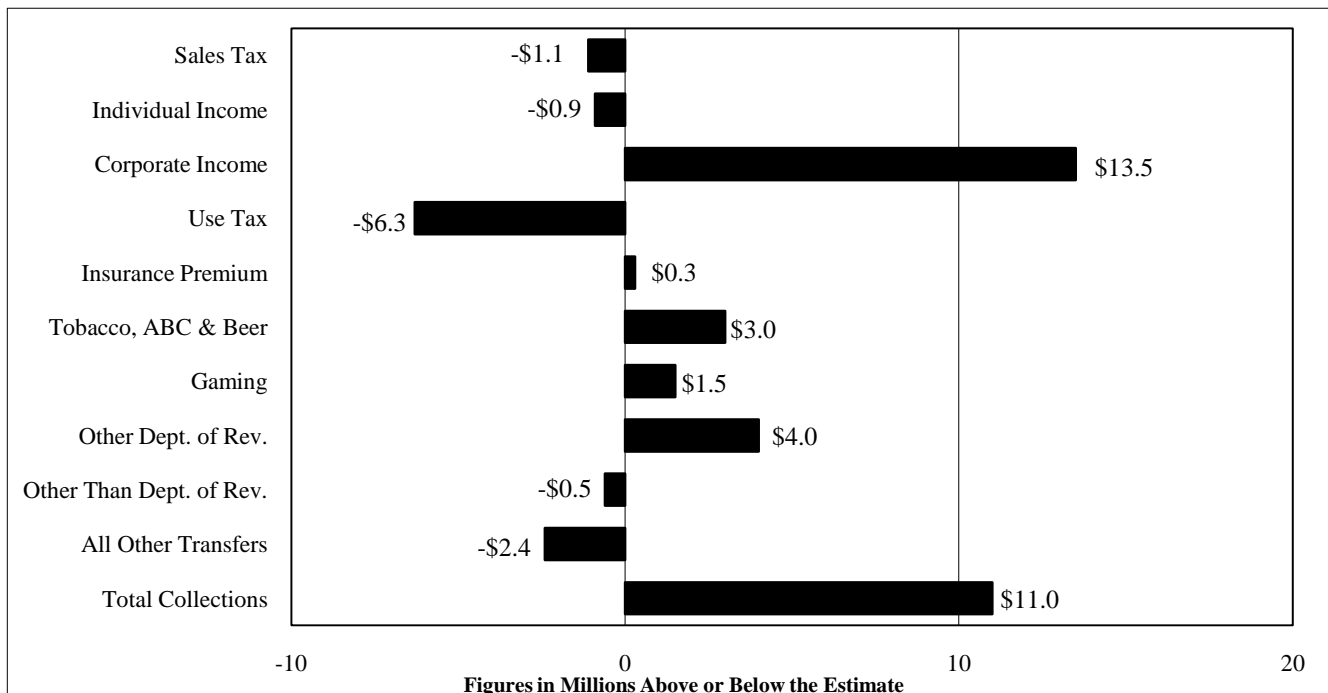
MONTH OF SEPTEMBER VS SINE DIE ESTIMATE (\$7,754,283)

Total collections for September FY 2011 were (\$7,754,283) below the sine die estimate. Department of Revenue sources were (\$5,187,819) below the estimate, Other Than Department of Revenue collections were below the estimate by (\$166,464) and All Other Transfers were below the estimate by (\$2,400,000). The major revenue sources were above or below the estimate in September as shown below:



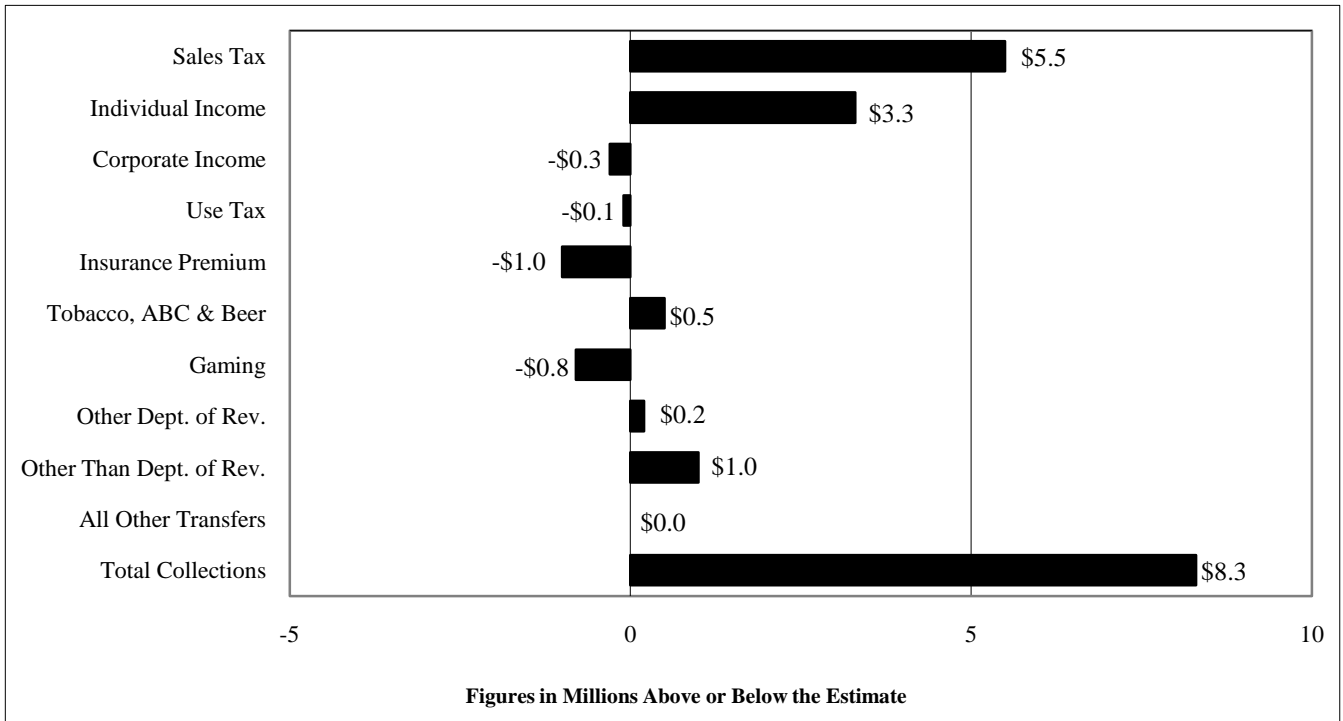
FY 2011 YEAR-TO-DATE VS SINE DIE ESTIMATE \$10,961,947

FY 2011 revenues to the General Fund from all sources through September are \$10,961,947 above the sine die estimate. Department of Revenue collections are above the estimate by \$13,937,435, Other Than Department of Revenue collections are below the estimate by (\$575,488) and All Other Transfers are below the estimate by (\$2,400,000). The major revenue sources are over or under the YTD sine die estimate by the amounts shown below:



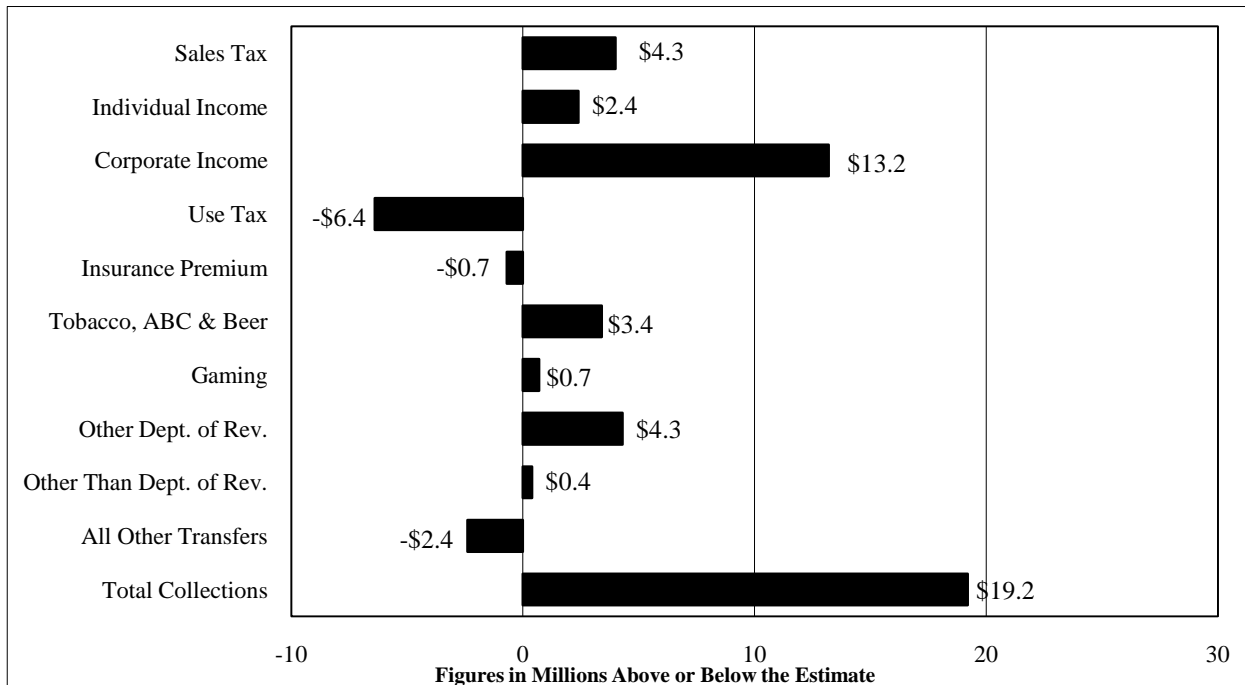
MONTH OF OCTOBER VS SINE DIE ESTIMATE \$8,252,662

Total collections for October FY 2011 were \$8,252,662 above the sine die estimate. Department of Revenue sources were \$7,284,682 above the estimate and Other Than Department of Revenue collections were above the estimate by \$967,980. The major revenue sources were above or below the estimate in October as shown below:



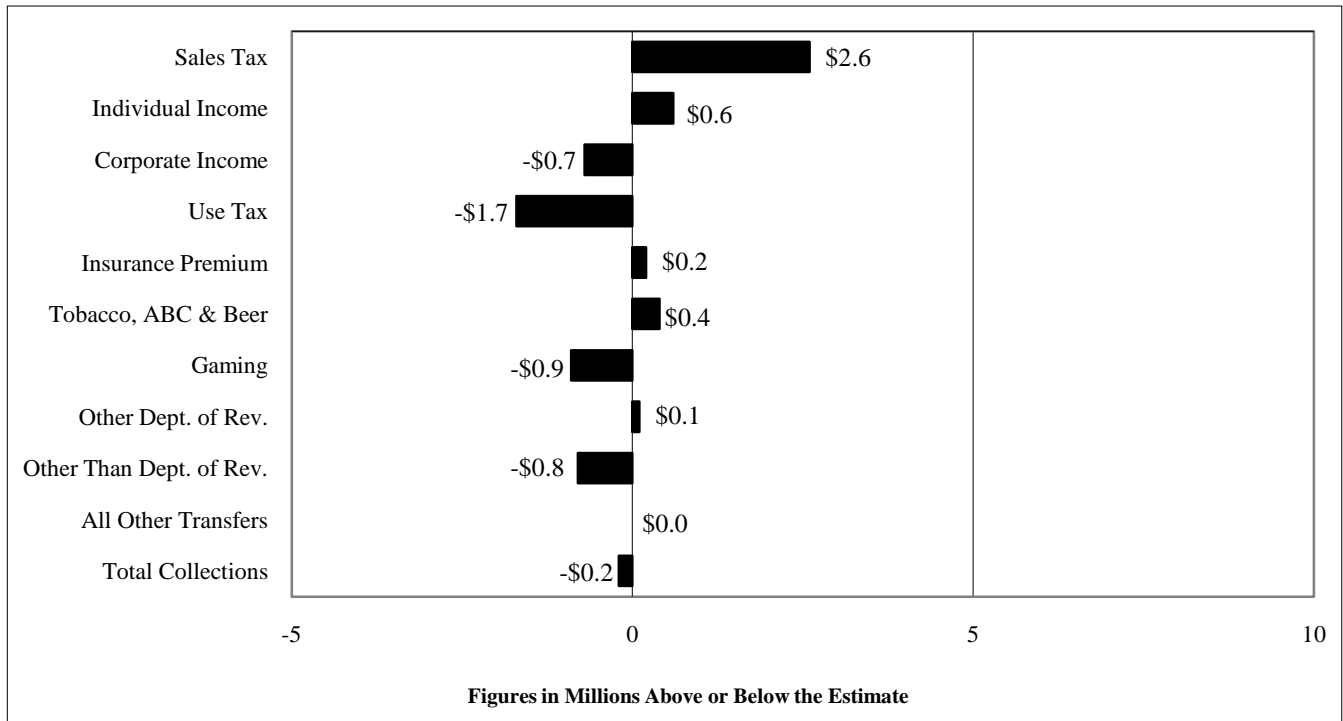
FY 2011 YEAR-TO-DATE VS SINE DIE ESTIMATE \$19,214,609

FY 2011 revenues to the General Fund from all sources through October are \$19,214,609 above the sine die estimate. Department of Revenue collections are above the estimate by \$21,222,117, Other Than Department of Revenue collections are above the estimate by \$392,492 and All Other Transfers are below the estimate by (\$2,400,000). The major revenue sources are over or under the YTD sine die estimate by the amounts shown below:



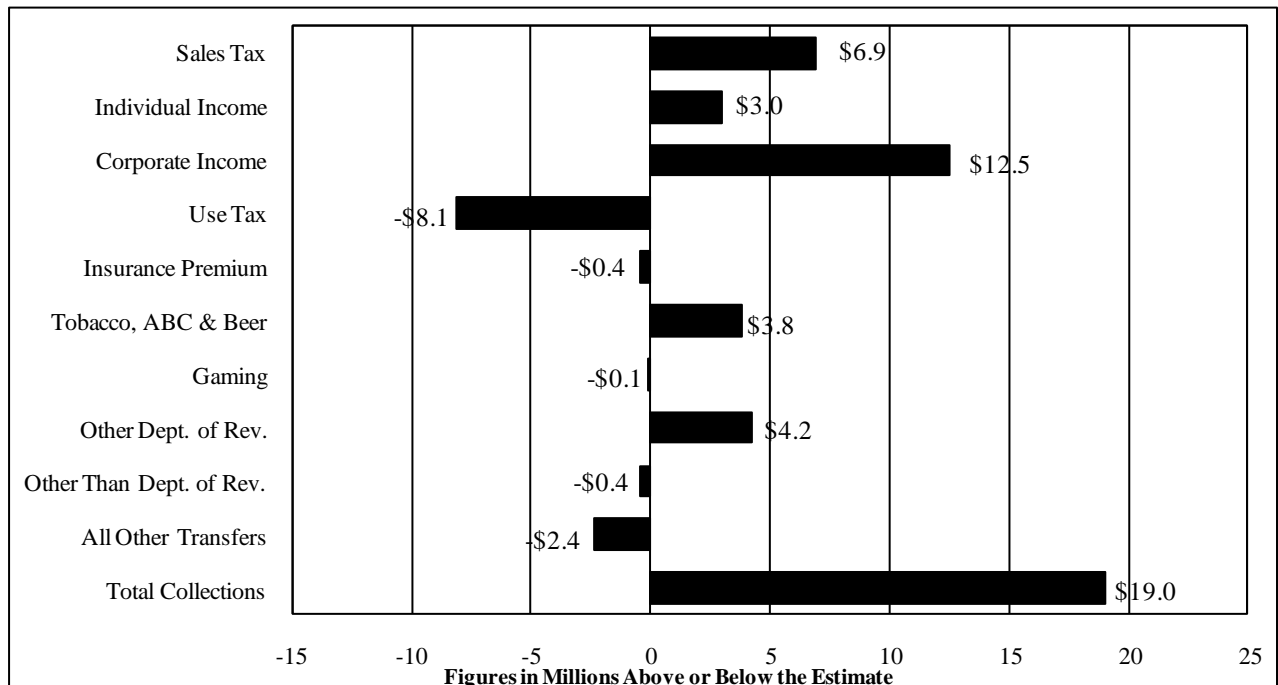
MONTH OF NOVEMBER VS SINE DIE ESTIMATE (\$228,041)

Total collections for November FY 2011 were \$228,041 below the sine die estimate. Department of Revenue sources were \$609,736 above the estimate and Other Than Department of Revenue collections were below the estimate by \$837,777. The major revenue sources were above or below the estimate in November as shown below:



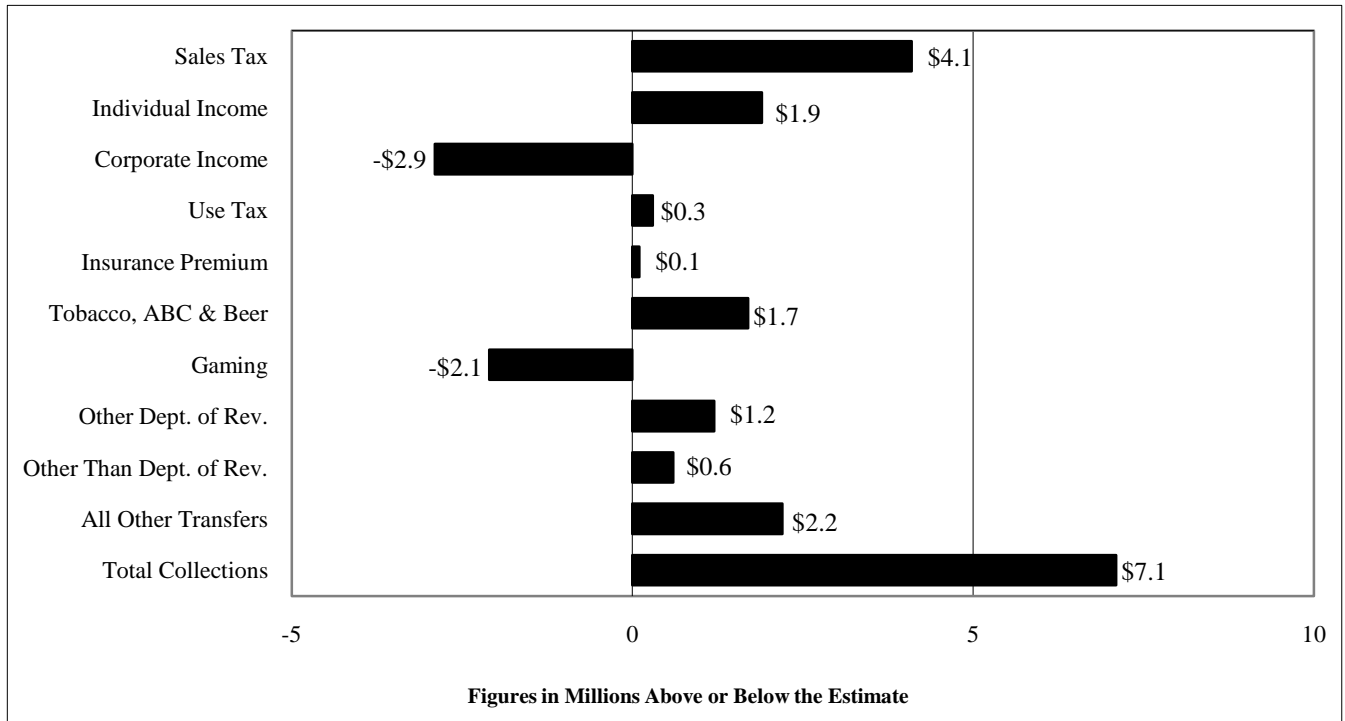
FY 2011 YEAR-TO-DATE VS SINE DIE ESTIMATE \$18,986,570

FY 2011 revenues to the General Fund from all sources through November are \$18,986,570 above the sine die estimate. Department of Revenue collections are above the estimate by \$21,831,854, Other Than Department of Revenue collections are below the estimate by \$445,284 and All Other Transfers are below the estimate by (\$2,400,000). The major revenue sources are over or under the YTD sine die estimate by the amounts shown below:



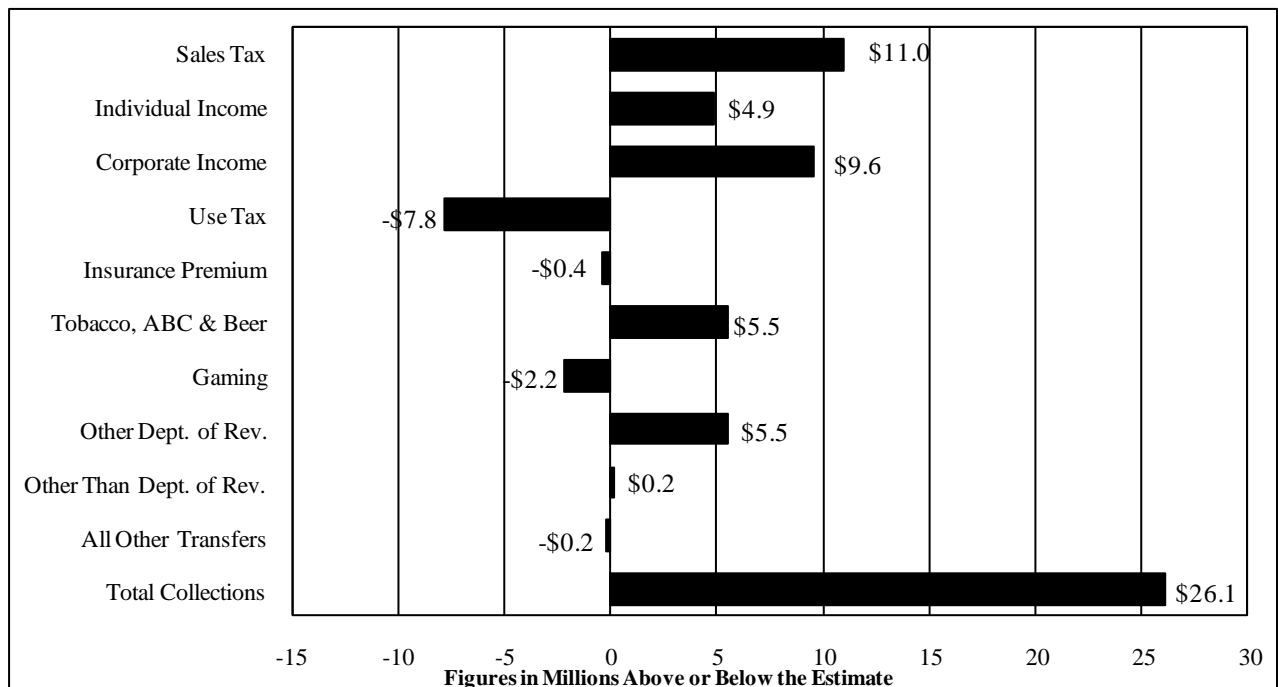
MONTH OF DECEMBER VS SINE DIE ESTIMATE \$7,146,535

Total collections for December FY 2011 were \$7,146,535 above the sine die estimate. Department of Revenue sources were \$4,334,418 above the estimate, Other Than Department of Revenue collections were above the estimate by \$612,118 and All Other Transfers were above the estimate by \$2,200,000. The major revenue sources were above or below the estimate in December as shown below:



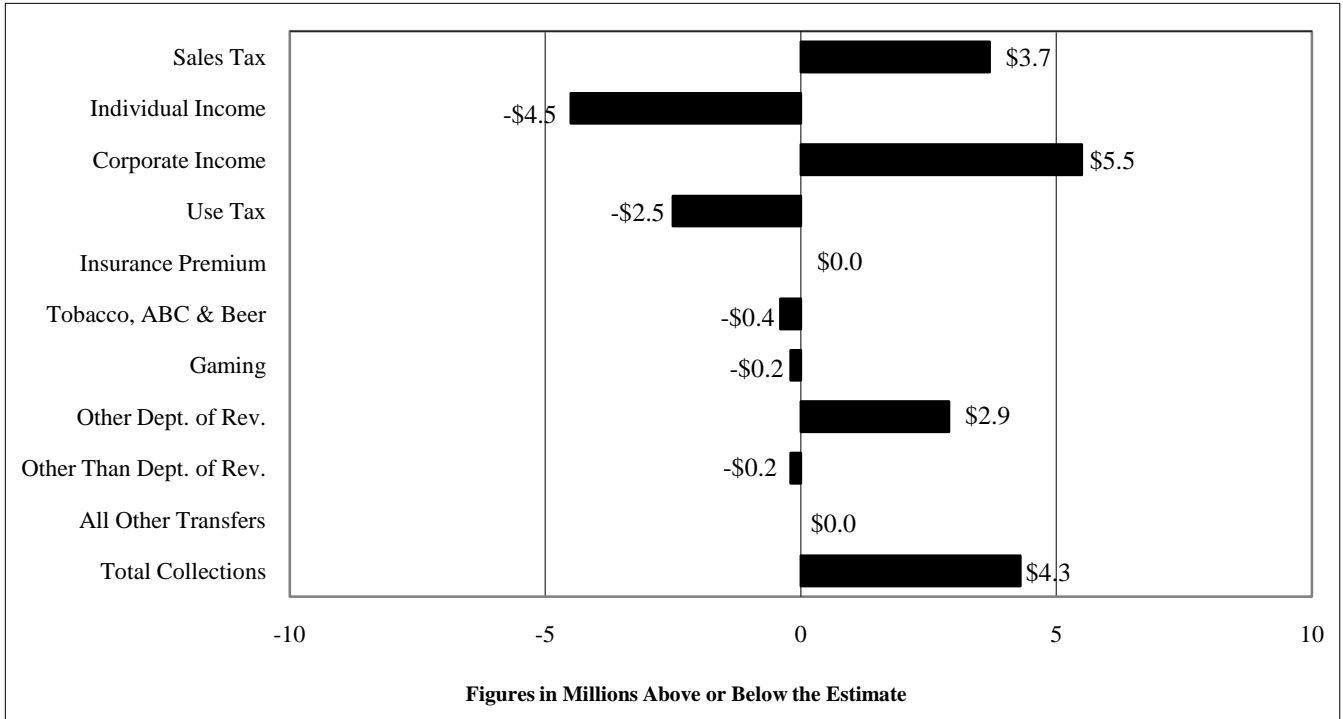
FY 2011 YEAR-TO-DATE VS SINE DIE ESTIMATE \$26,133,106

FY 2011 revenues to the General Fund from all sources through December are \$26,133,106 above the sine die estimate. Department of Revenue collections are above the estimate by \$26,166,272, Other Than Department of Revenue collections are above the estimate by \$166,835 and All Other Transfers are below the estimate by \$200,000. The major revenue sources are over or under the YTD sine die estimate by the amounts shown below:



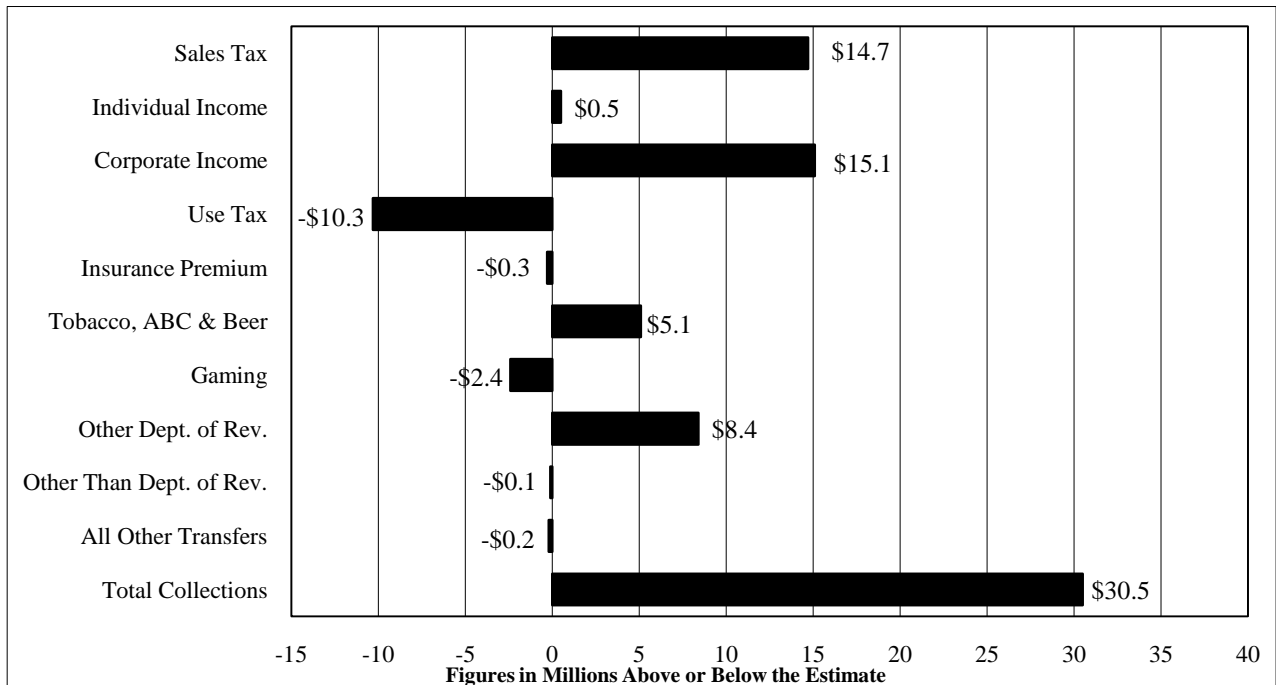
MONTH OF JANUARY VS SINE DIE ESTIMATE \$4,337,296

Total collections for January FY 2011 were \$4,337,296 above the sine die estimate. Department of Revenue sources were \$4,571,985 above the estimate and Other Than Department of Revenue collections were below the estimate by \$234,689. The major revenue sources were above or below the estimate in January as shown below:



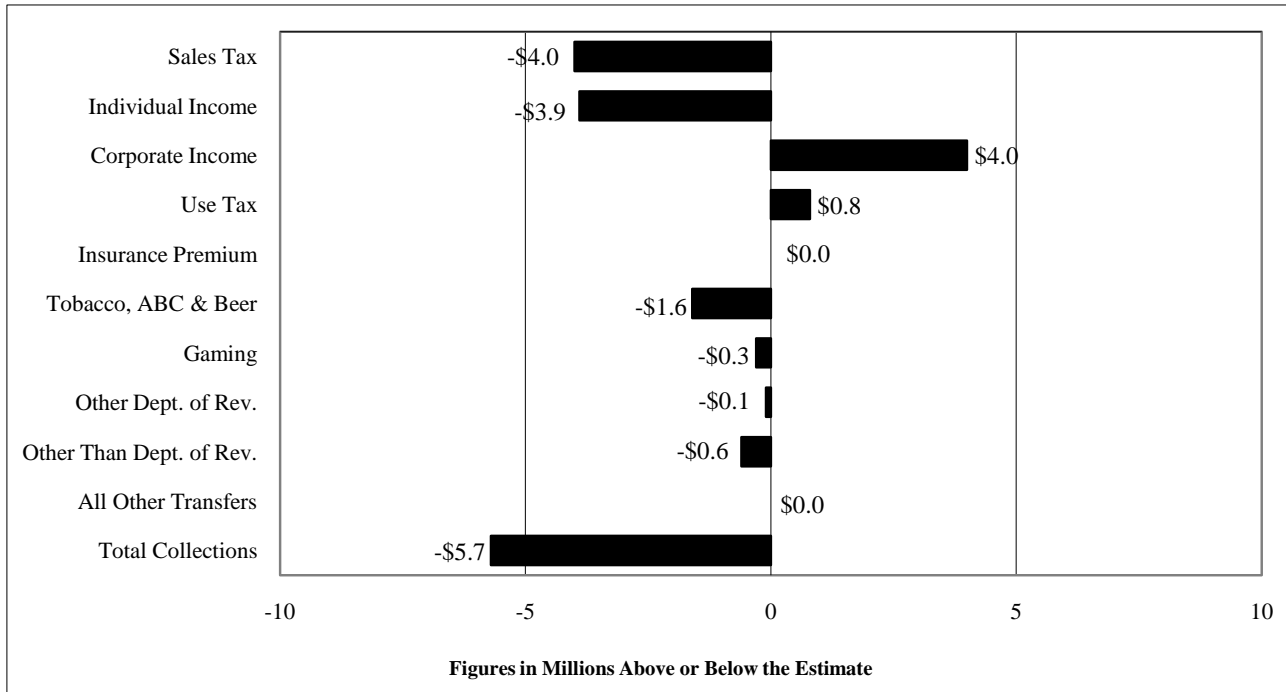
FY 2011 YEAR-TO-DATE VS SINE DIE ESTIMATE \$30,470,403

FY 2011 revenues to the General Fund from all sources through January are \$30,470,403 above the sine die estimate. Department of Revenue collections are above the estimate by \$30,738,257 Other Than Department of Revenue collections are below the estimate by \$67,854 and All Other Transfers are below the estimate by \$200,000. The major revenue sources are over or under the YTD sine die estimate by the amounts shown below:



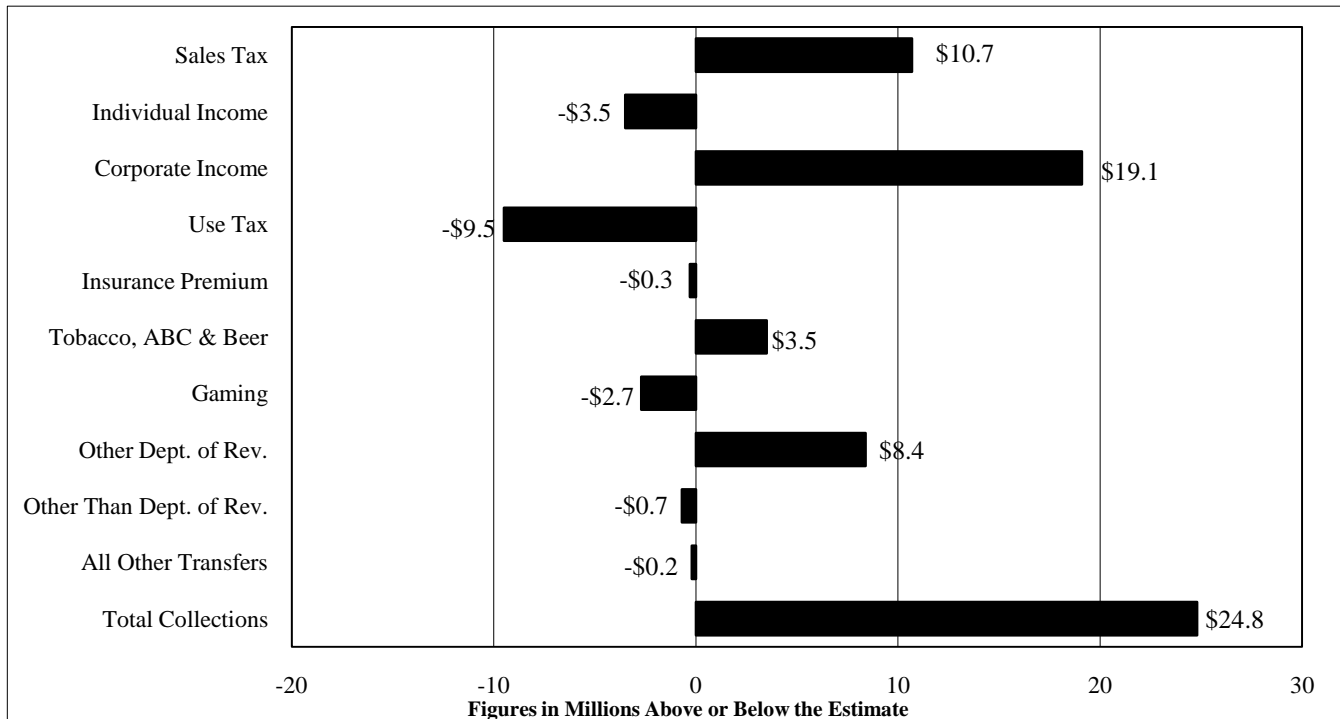
MONTH OF FEBRUARY VS SINE DIE ESTIMATE (\$5,672,025)

Total collections for February FY 2011 were (\$5,672,025) below the sine die estimate. Department of Revenue sources were (\$5,027,270) below the estimate and Other Than Department of Revenue collections were below the estimate by (\$644,756). The major revenue sources were above or below the estimate in February as shown below:



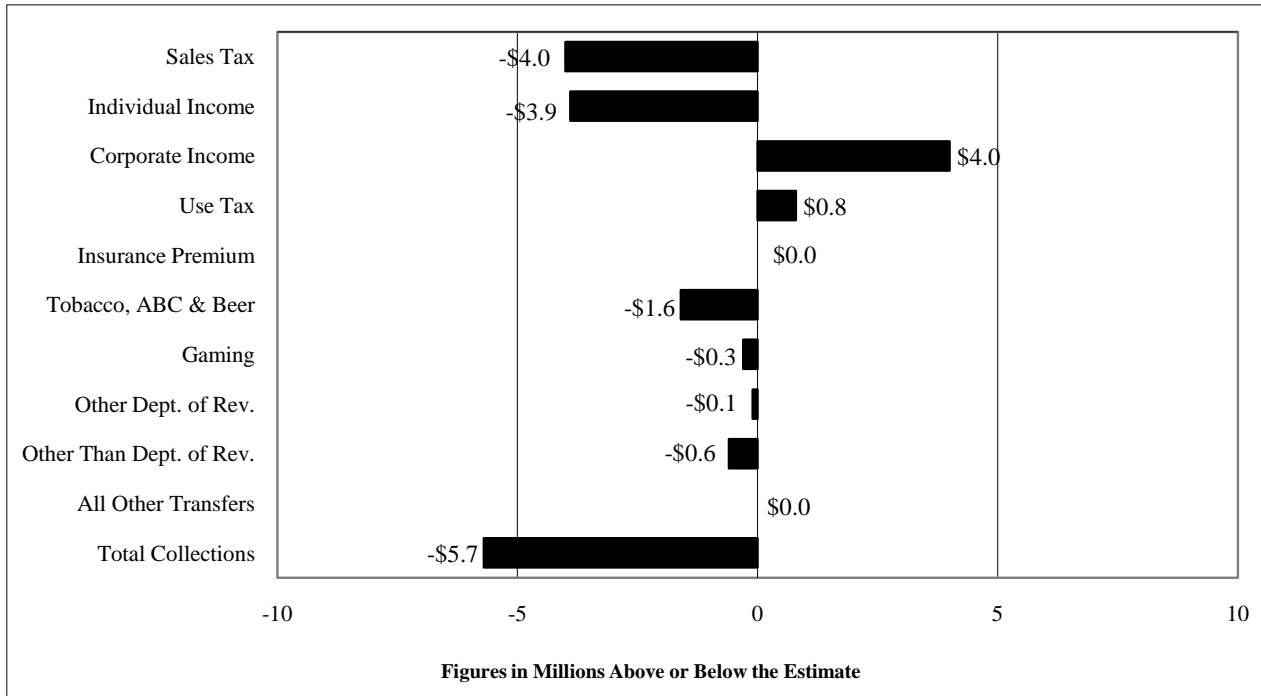
FY 2011 YEAR-TO-DATE VS SINE DIE ESTIMATE \$24,798,377

FY 2011 revenues to the General Fund from all sources through February are \$24,798,377 above the sine die estimate. Department of Revenue collections are above the estimate by \$25,710,086 Other Than Department of Revenue collections are below the estimate by (\$712,610) and All Other Transfers are below the estimate by (\$200,000). The major revenue sources are over or under the YTD sine die estimate by the amounts shown below:



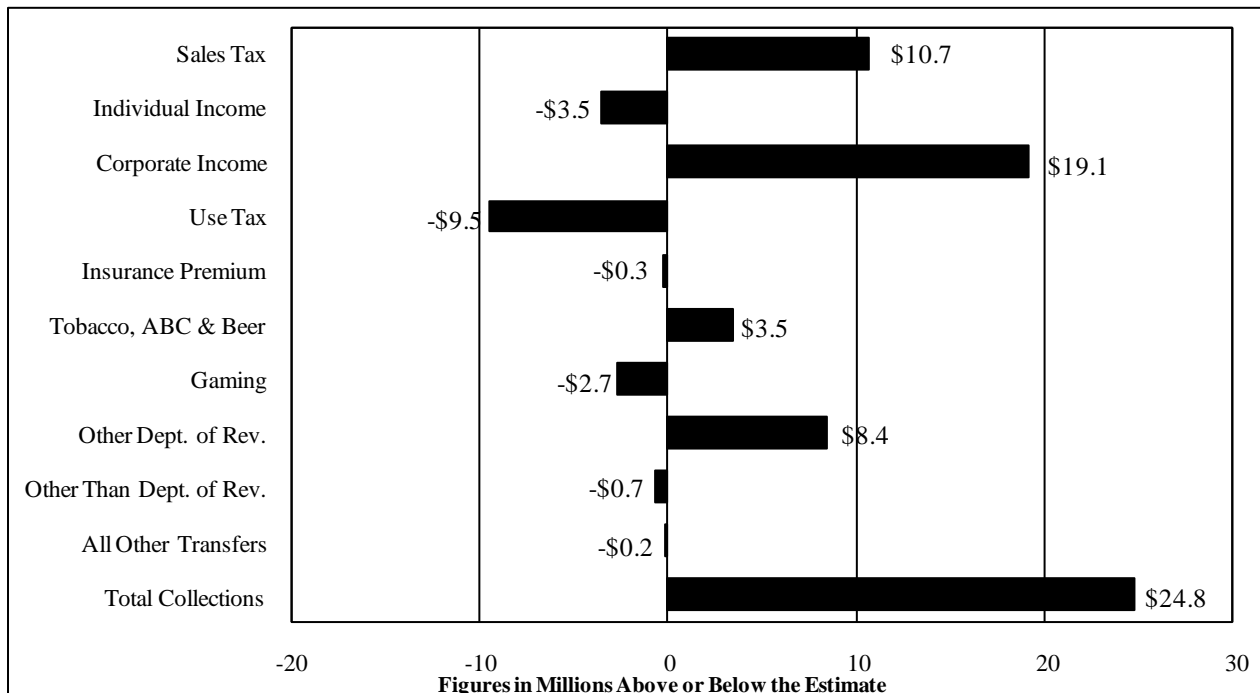
MONTH OF FEBRUARY VS SINE DIE ESTIMATE (\$5,672,025)

Total collections for February FY 2011 were (\$5,672,025) below the sine die estimate. Department of Revenue sources were (\$5,027,270) below the estimate and Other Than Department of Revenue collections were below the estimate by (\$644,756). The major revenue sources were above or below the estimate in February as shown below:



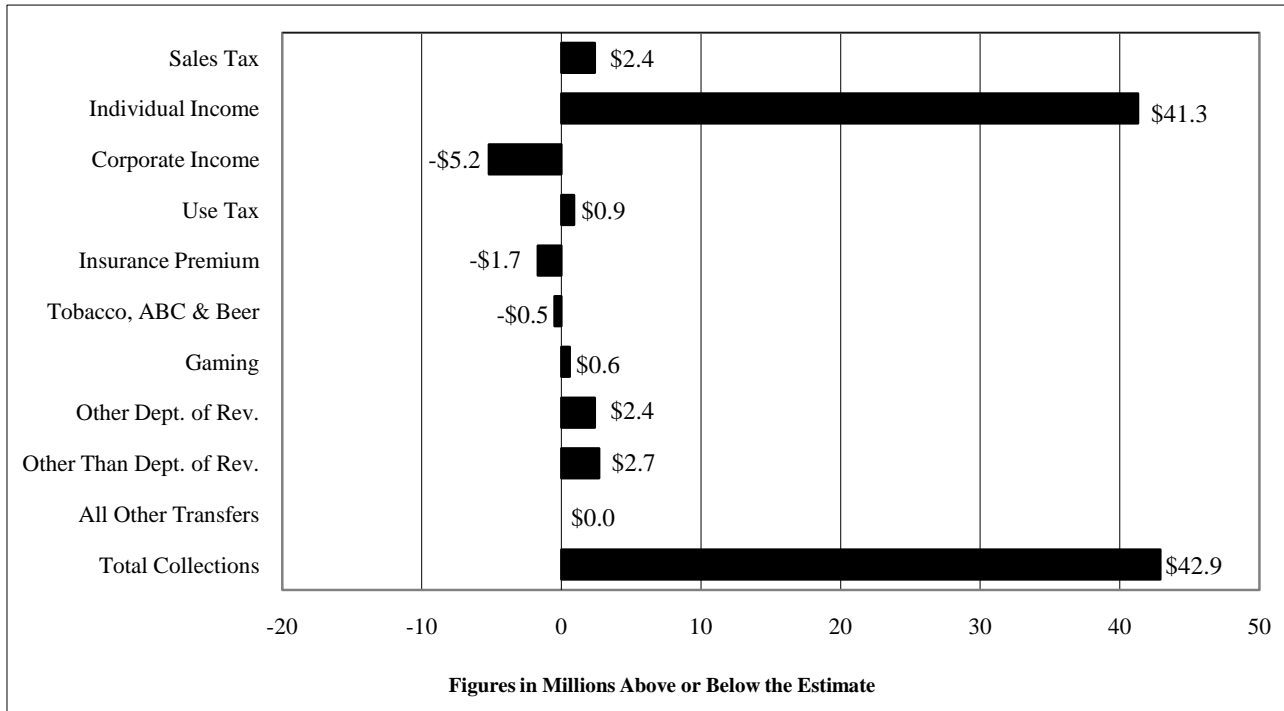
FY 2011 YEAR-TO-DATE VS SINE DIE ESTIMATE \$24,798,377

FY 2011 revenues to the General Fund from all sources through February are \$24,798,377 above the sine die estimate. Department of Revenue collections are above the estimate by \$25,710,086 Other Than Department of Revenue collections are below the estimate by (\$712,610) and All Other Transfers are below the estimate by (\$200,000). The major revenue sources are over or under the YTD sine die estimate by the amounts shown below:



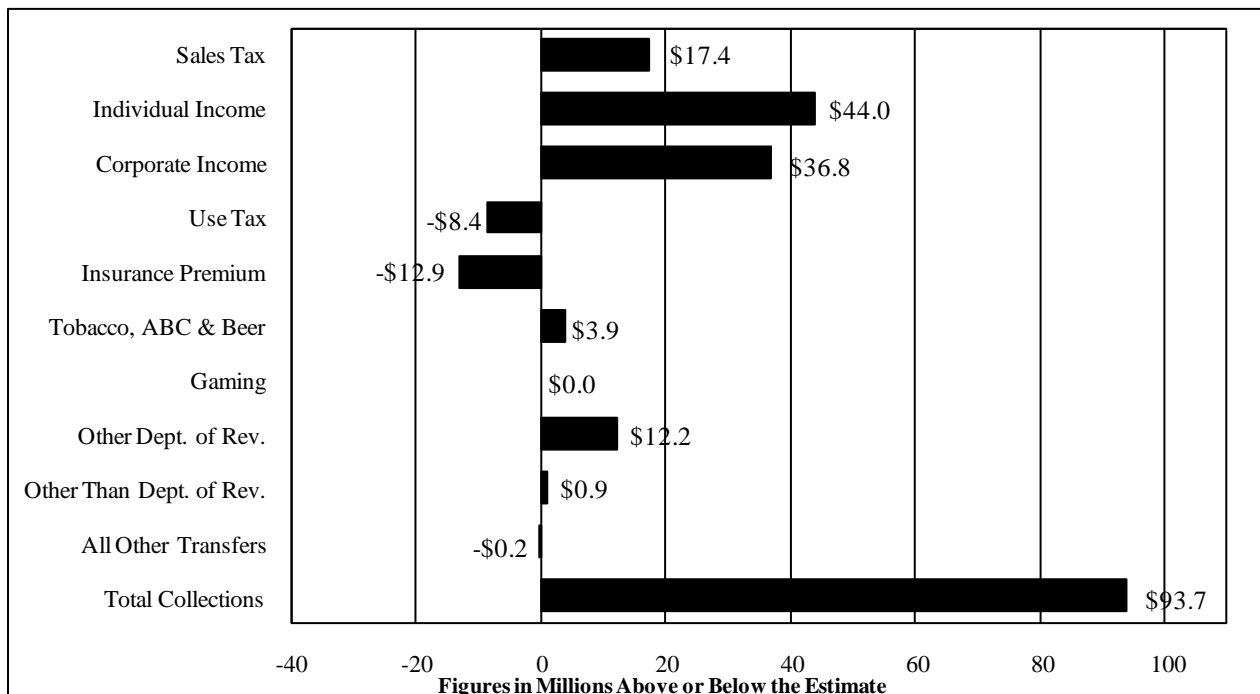
MONTH OF APRIL VS SINE DIE ESTIMATE \$42,949,921

Total collections for April FY 2011 were \$42,949,921 above the sine die estimate. Department of Revenue sources were \$40,226,332 above the estimate and Other Than Department of Revenue collections were above the estimate by \$2,723,589. The major revenue sources were above or below the estimate in April as shown below:



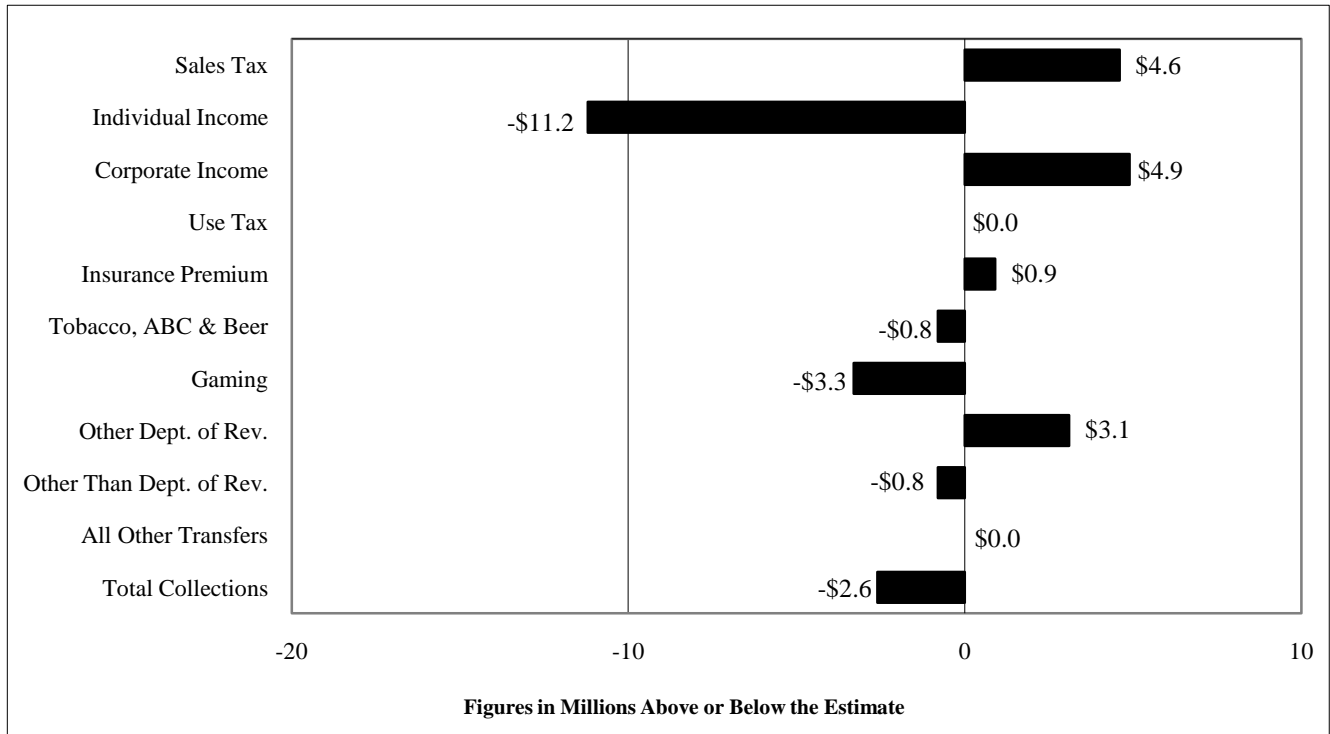
FY 2011 YEAR-TO-DATE VS SINE DIE ESTIMATE \$93,696,064

FY 2011 revenues to the General Fund from all sources through April are \$93,696,064 above the sine die estimate. Department of Revenue collections are above the estimate by \$92,957,684 Other Than Department of Revenue collections are above the estimate by \$938,380 and All Other Transfers are below the estimate by (\$200,000). The major revenue sources are over or under the YTD sine die estimate by the amounts shown below:



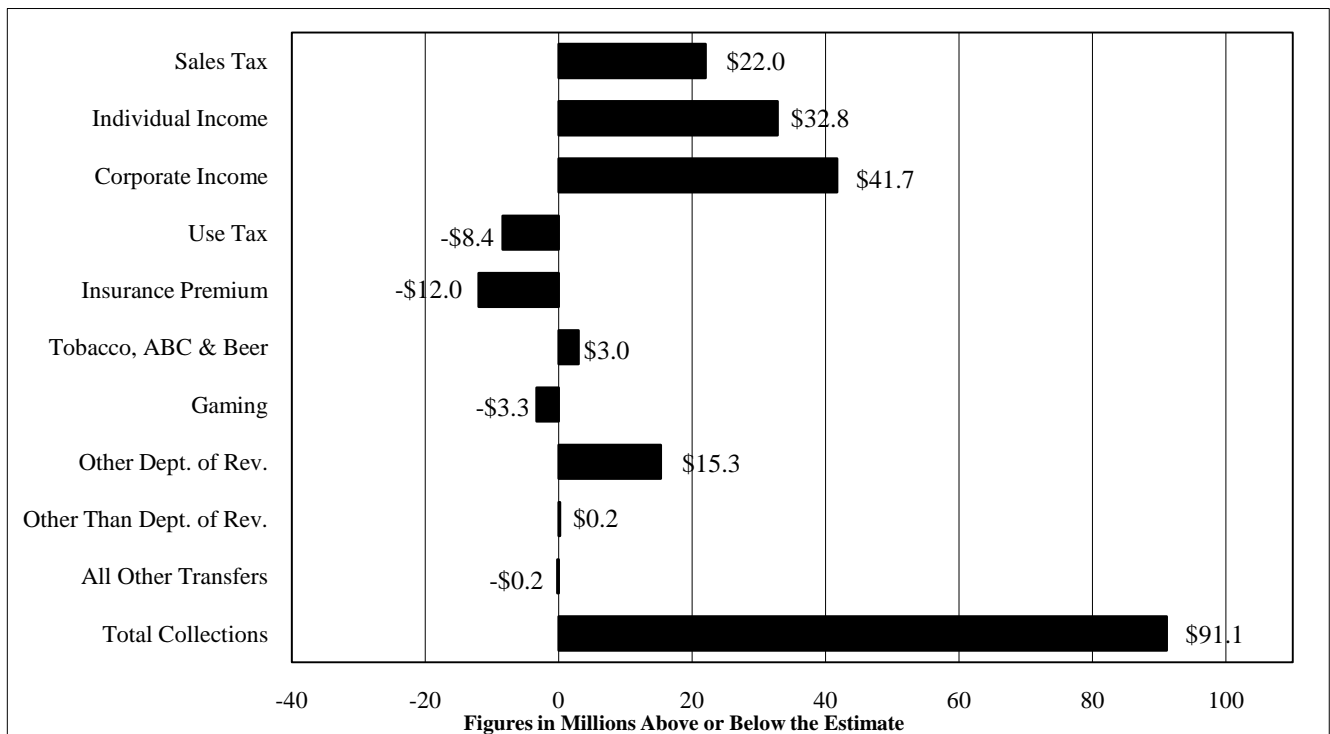
MONTH OF MAY VS SINE DIE ESTIMATE (\$2,608,436)

Total collections for May FY 2011 were (\$2,608,436) below the sine die estimate. Department of Revenue sources were (\$1,820,771) below the estimate and Other Than Department of Revenue collections were below the estimate by (\$787,665). The major revenue sources were above or below the estimate in May as shown below:



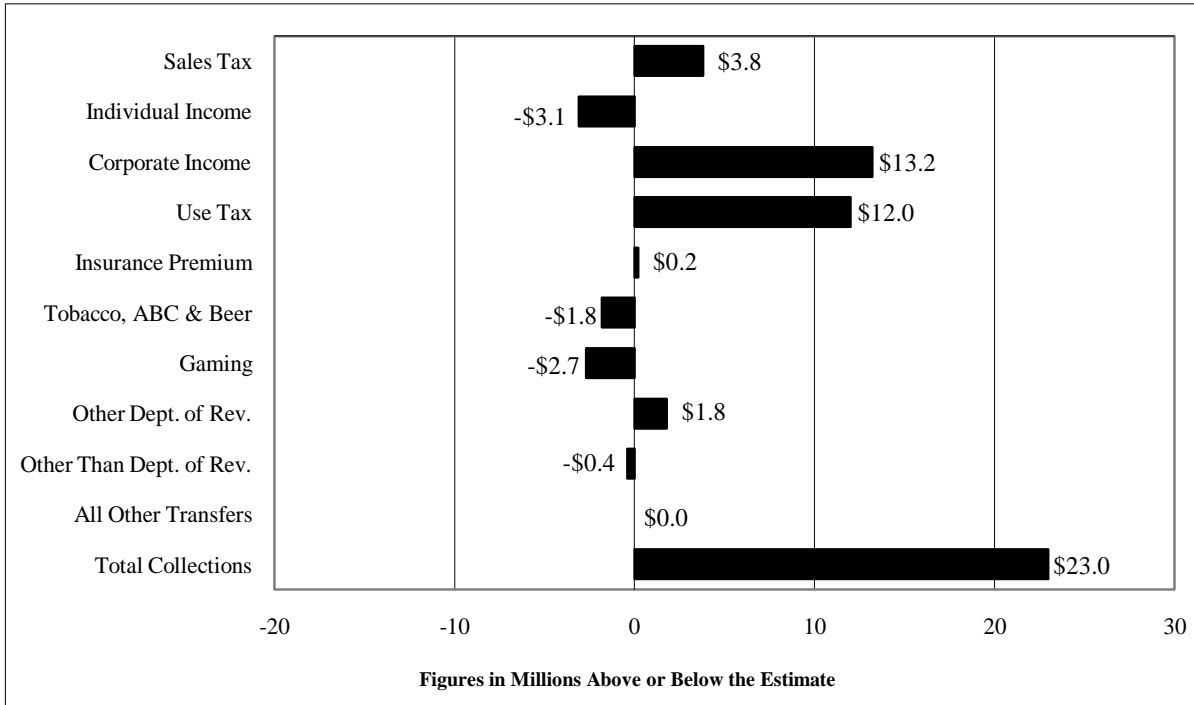
FY 2011 YEAR-TO-DATE VS SINE DIE ESTIMATE \$91,087,629

FY 2011 revenues to the General Fund from all sources through May are \$91,087,629 above the sine die estimate. Department of Revenue collections are above the estimate by \$91,136,914 Other Than Department of Revenue collections are above the estimate by \$150,715 and All Other Transfers are below the estimate by (\$200,000). The major revenue sources are over or under the YTD sine die estimate by the amounts shown below:



MONTH OF JUNE VS SINE DIE ESTIMATE \$23,039,890

Total collections for June FY 2011 were \$23,039,890 above the sine die estimate. Department of Revenue sources were \$23,390,860 above the estimate and Other Than Department of Revenue collections were below the estimate by (\$350,969). The major revenue sources were above or below the estimate in June as shown below:



FY 2011 YEAR-TO-DATE VS SINE DIE ESTIMATE \$114,127,518

FY 2011 revenues to the General Fund from all sources through June are \$114,127,518 above the sine die estimate. Department of Revenue collections are above the estimate by \$114,527,774 Other Than Department of Revenue collections are below the estimate by \$200,255 and All Other Transfers are below the estimate by (\$200,000). The major revenue sources are over or under the YTD sine die estimate by the amounts shown below:

