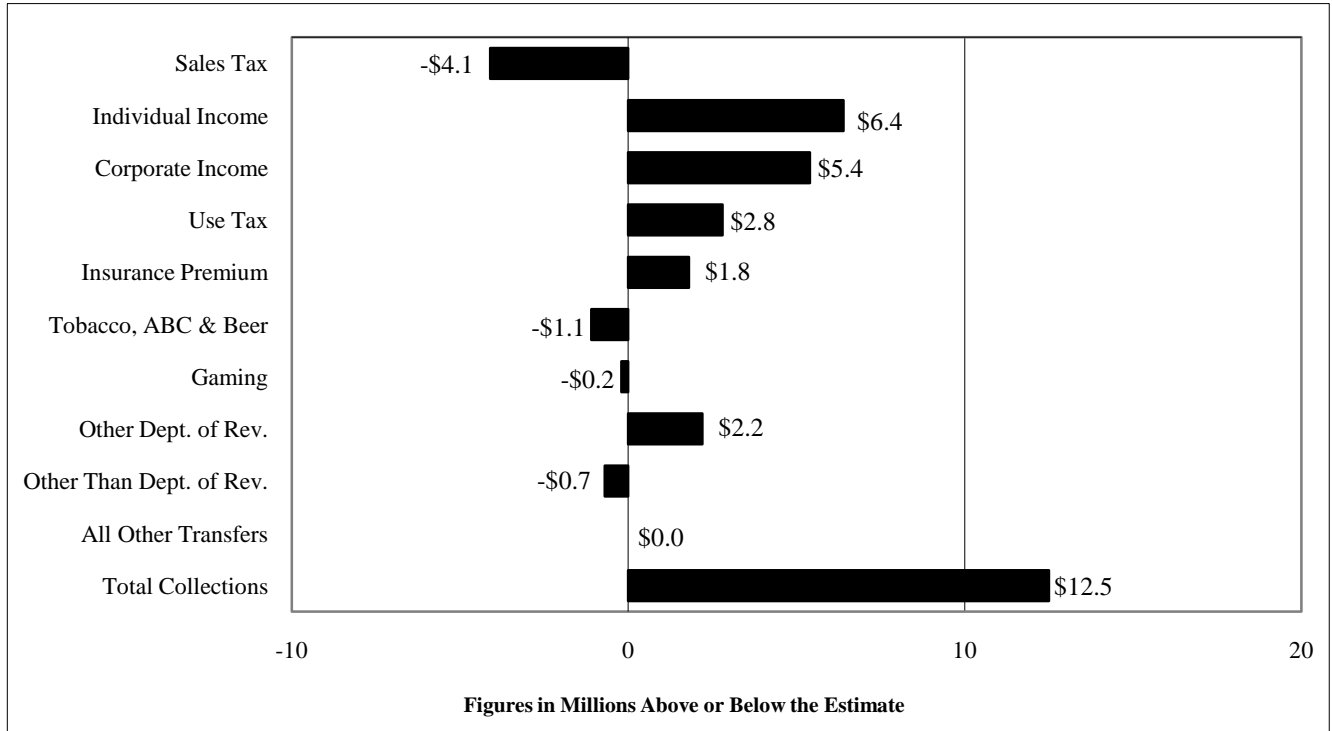


**FY 2012 MONTH OF JULY VS SINE DIE ESTIMATE \$12,538,385**

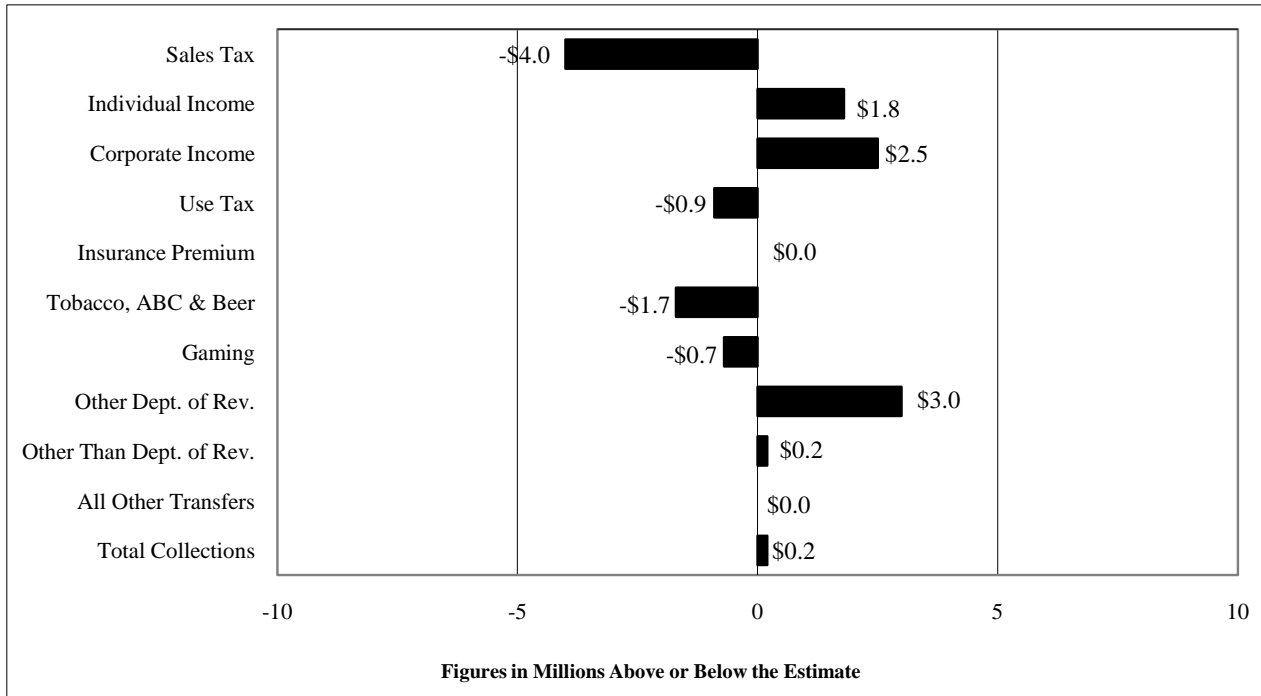
Total collections for July FY 2012 were \$12,538,385 above the sine die estimate. Department of Revenue sources were \$13,216,119 above the estimate and Other Than Department of Revenue collections were below the estimate by (\$677,733). The major revenue sources were above or below the estimate in July as shown below:



July FY 2012 General Fund collections are \$12.5M or 5.4% above the sine die estimate.

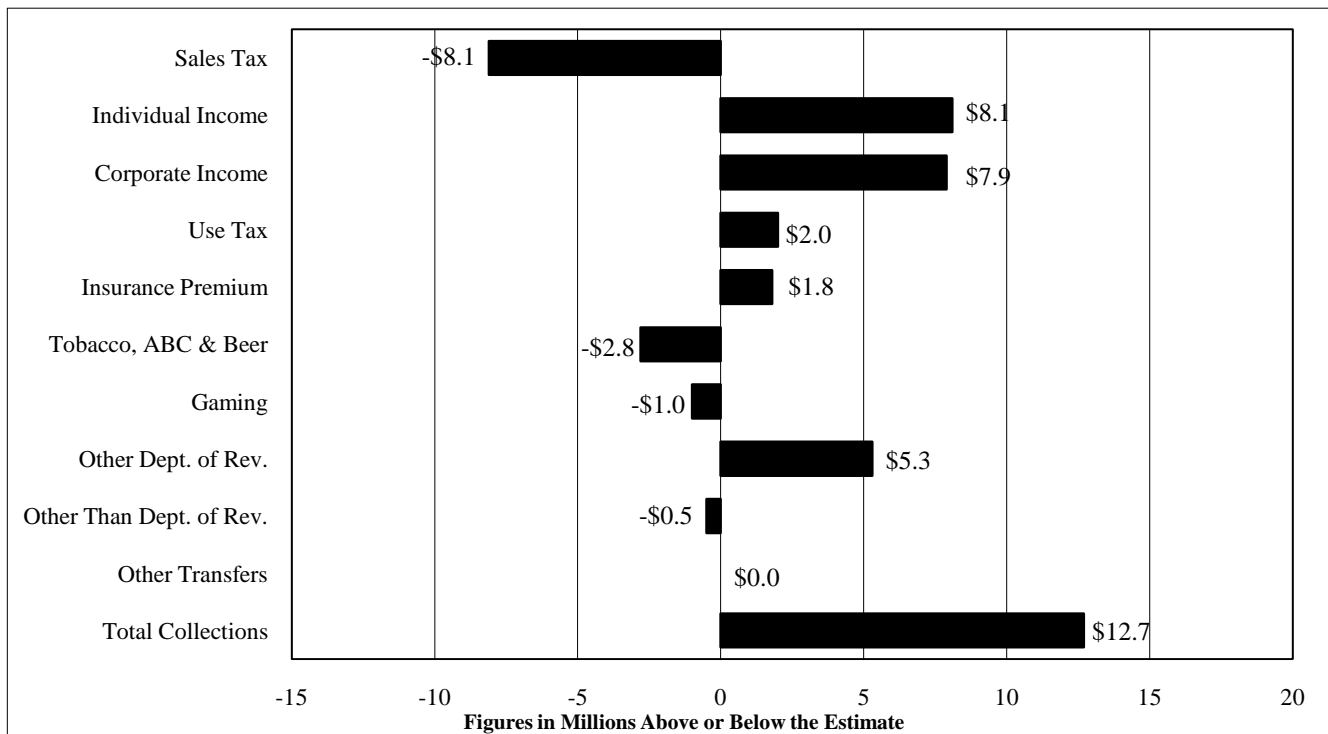
**FY 2012 MONTH OF AUGUST VS SINE DIE ESTIMATE \$184,342**

Total collections for August FY 2012 were \$184,342 above the sine die estimate. Department of Revenue sources were (\$25,994) below the estimate and Other Than Department of Revenue collections were above the estimate by \$210,336. The major revenue sources were above or below the estimate in August as shown below:



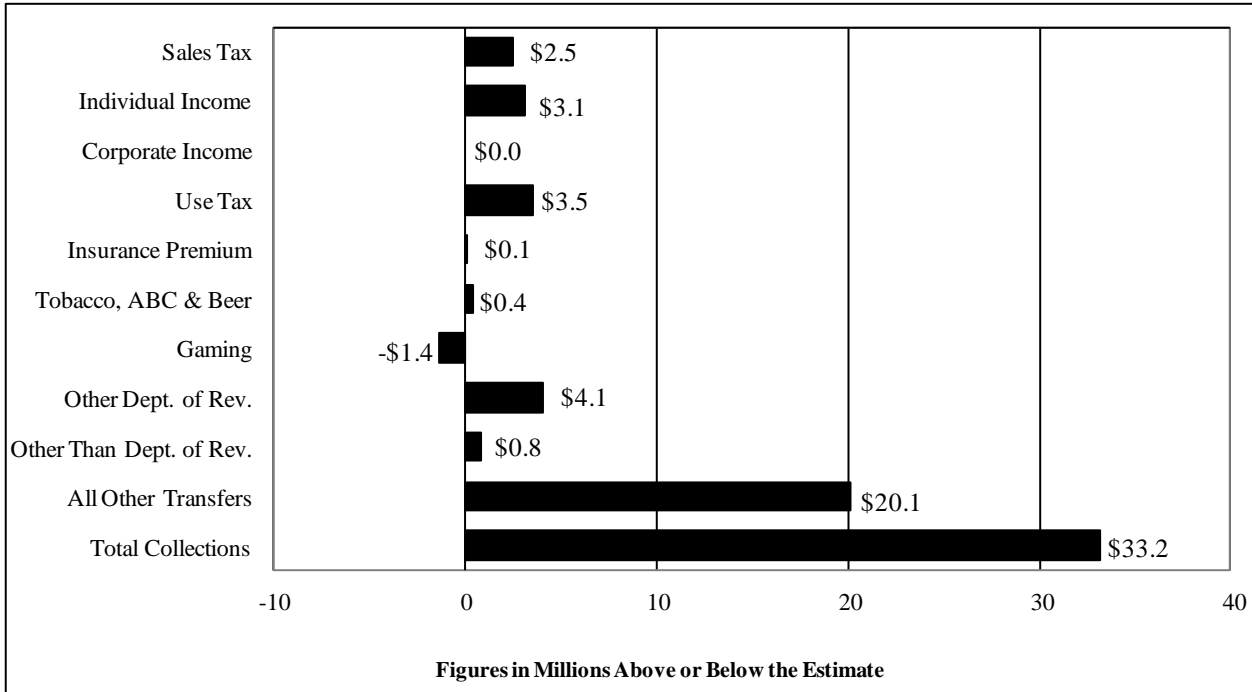
**FY 2012 THROUGH AUGUST YEAR-TO-DATE VS SINE DIE ESTIMATE \$12,722,729**

FY 2012 revenues to the General Fund from all sources through August are \$12,722,729 above the sine die estimate. Department of Revenue collections are above the estimate by \$13,190,127 and Other Than Department of Revenue collections are below the estimate by (\$467,398). The major revenue sources are over or under the YTD sine die estimate by the amounts shown below:



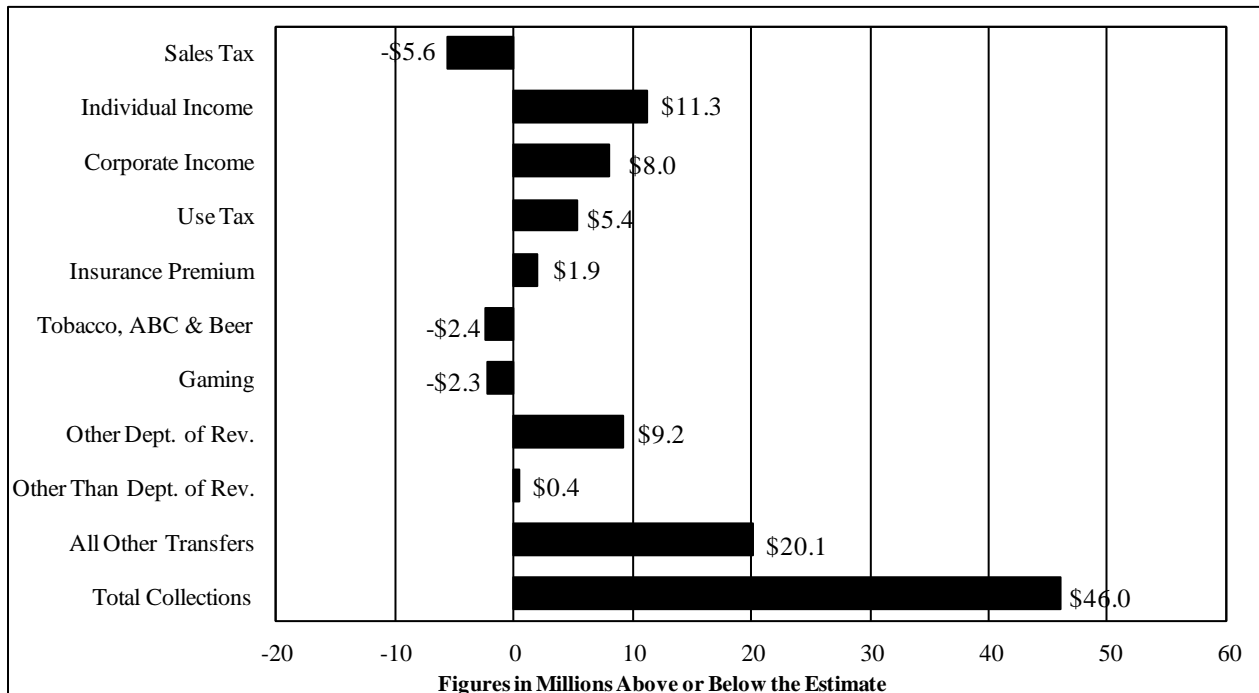
**FY 2012 MONTH OF SEPTEMBER VS SINE DIE ESTIMATE \$33,233,823**

Total collections for September FY 2012 were \$33,233,823 above the sine die estimate. Department of Revenue sources were \$12,345,875 above the estimate, Other Than Department of Revenue collections were above the estimate by \$846,948 and All Other Transfers were \$20,041,000. The major revenue sources were above or below the estimate in September as shown below:



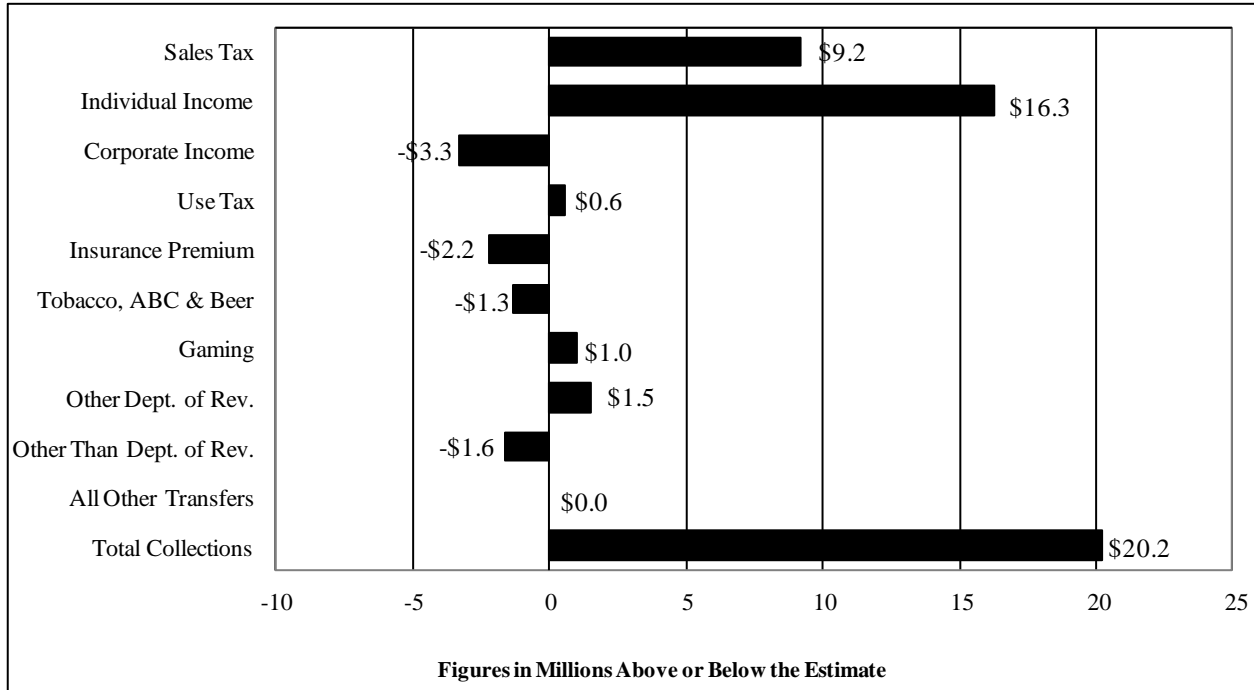
**FY 2012 THROUGH SEPTEMBER YEAR-TO-DATE VS SINE DIE ESTIMATE \$45,956,552**

FY 2012 revenues to the General Fund from all sources through September are \$45,956,552 above the sine die estimate. Department of Revenue collections are above the estimate by \$25,536,002, Other Than Department of Revenue collections are above the estimate by \$379,550 and All Other Transfers were \$20,041,000. The major revenue sources are over or under the YTD sine die estimate by the amounts shown below:



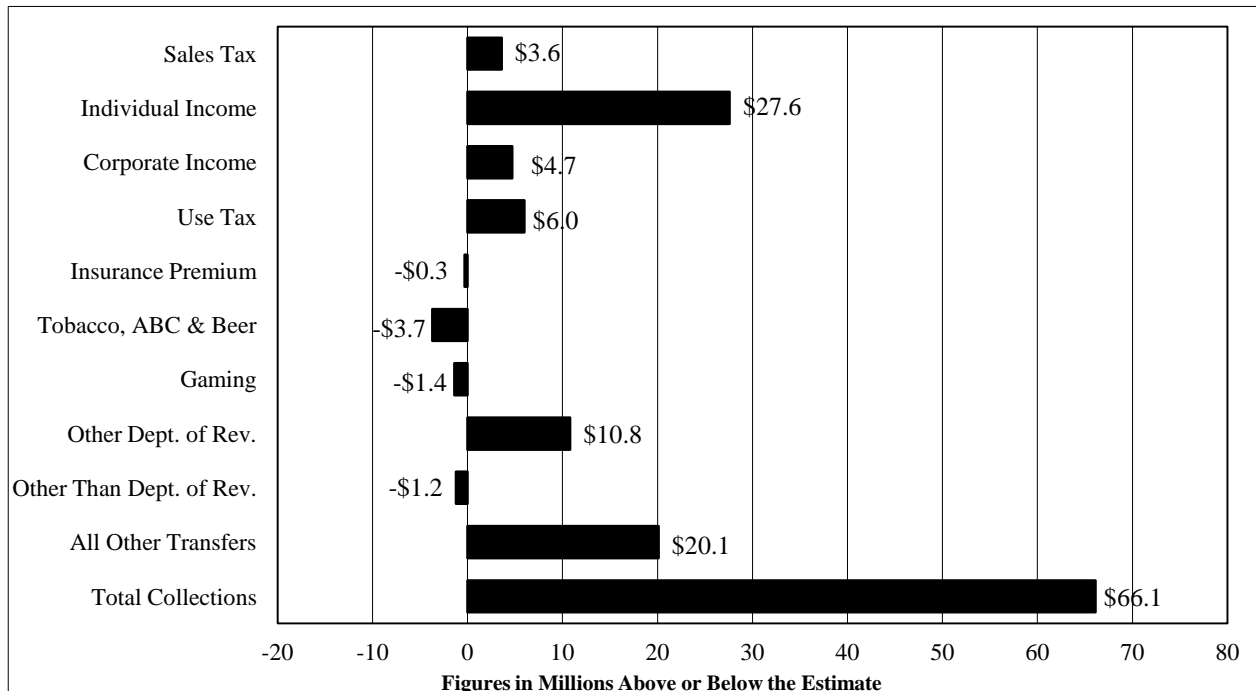
**FY 2012 MONTH OF OCTOBER VS SINE DIE ESTIMATE \$20,181,852**

Total collections for October FY 2012 were \$20,181,852 above the sine die estimate. Department of Revenue sources were \$21,753,553 above the estimate and Other Than Department of Revenue collections were below the estimate by (\$1,571,700). The major revenue sources were above or below the estimate in October as shown below:



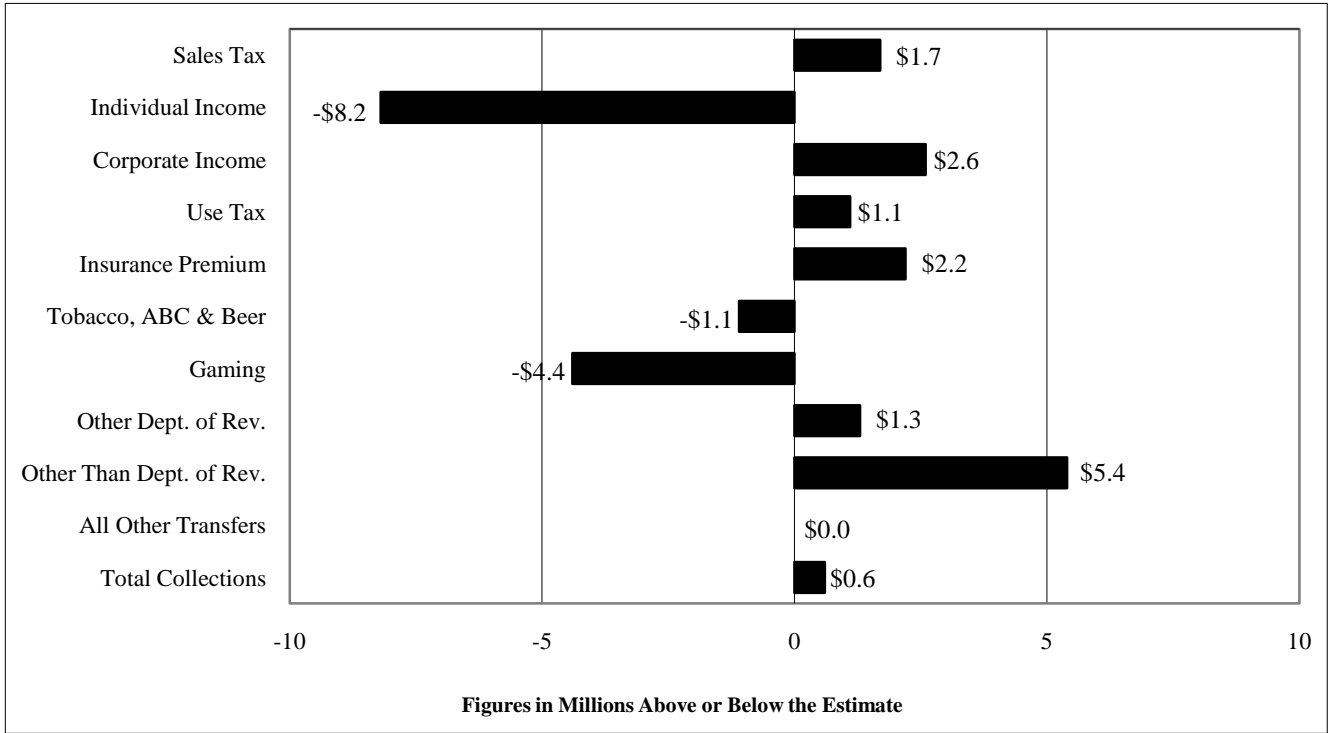
**FY 2012 THROUGH OCTOBER YEAR-TO-DATE VS SINE DIE ESTIMATE \$66,138,405**

FY 2012 revenues to the General Fund from all sources through October are \$66,138,405 above the sine die estimate. Department of Revenue collections are above the estimate by \$47,289,555, Other Than Department of Revenue collections are below the estimate by (\$1,192,150) and All Other Transfers were \$20,041,000. The major revenue sources are over or under the YTD sine die estimate by the amounts shown below:



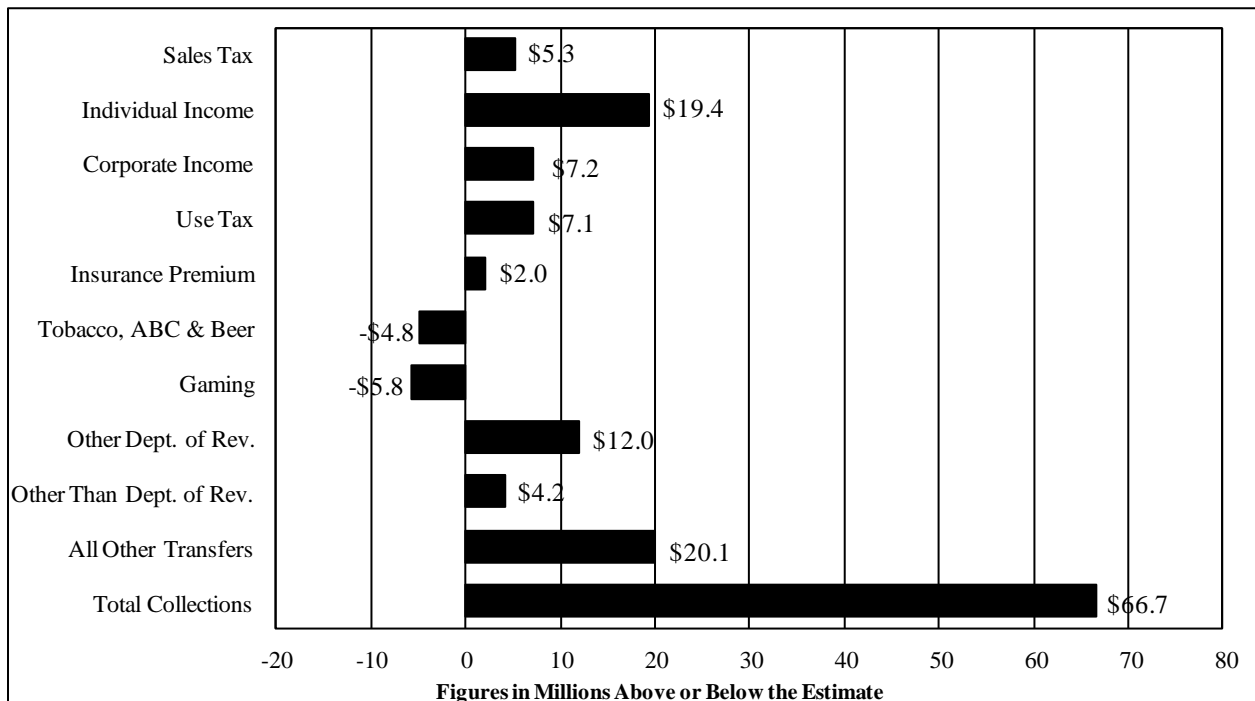
**FY 2012 MONTH OF NOVEMBER VS SINE DIE ESTIMATE \$561,161**

Total collections for November FY 2012 were \$561,161 above the sine die estimate. Department of Revenue sources were (\$4,875,898) below the estimate and Other Than Department of Revenue collections were above the estimate by \$5,437,060. The major revenue sources were above or below the estimate in November as shown below:



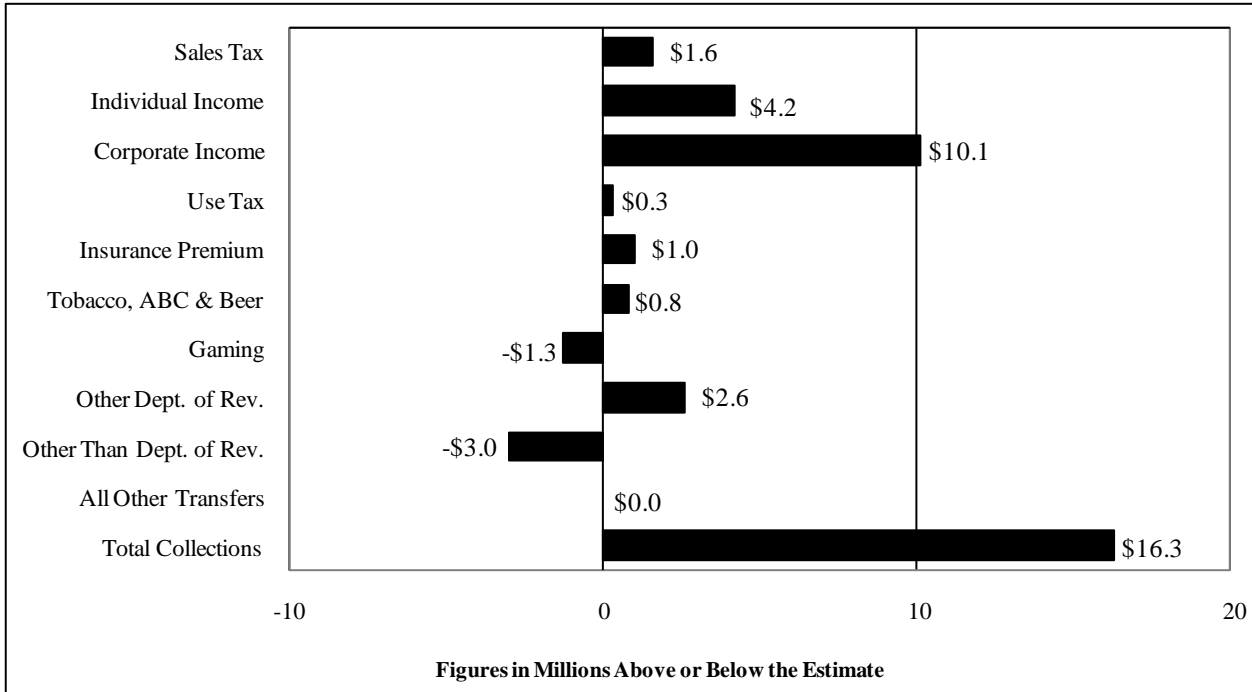
**FY 2012 THROUGH NOVEMBER YEAR-TO-DATE VS SINE DIE ESTIMATE \$66,699,567**

FY 2012 revenues to the General Fund from all sources through November are \$66,699,567 above the sine die estimate. Department of Revenue collections are above the estimate by \$42,413,657, Other Than Department of Revenue collections are above the estimate by \$4,244,910 and All Other Transfers were \$20,041,000. The major revenue sources are over or under the YTD sine die estimate by the amounts shown below:



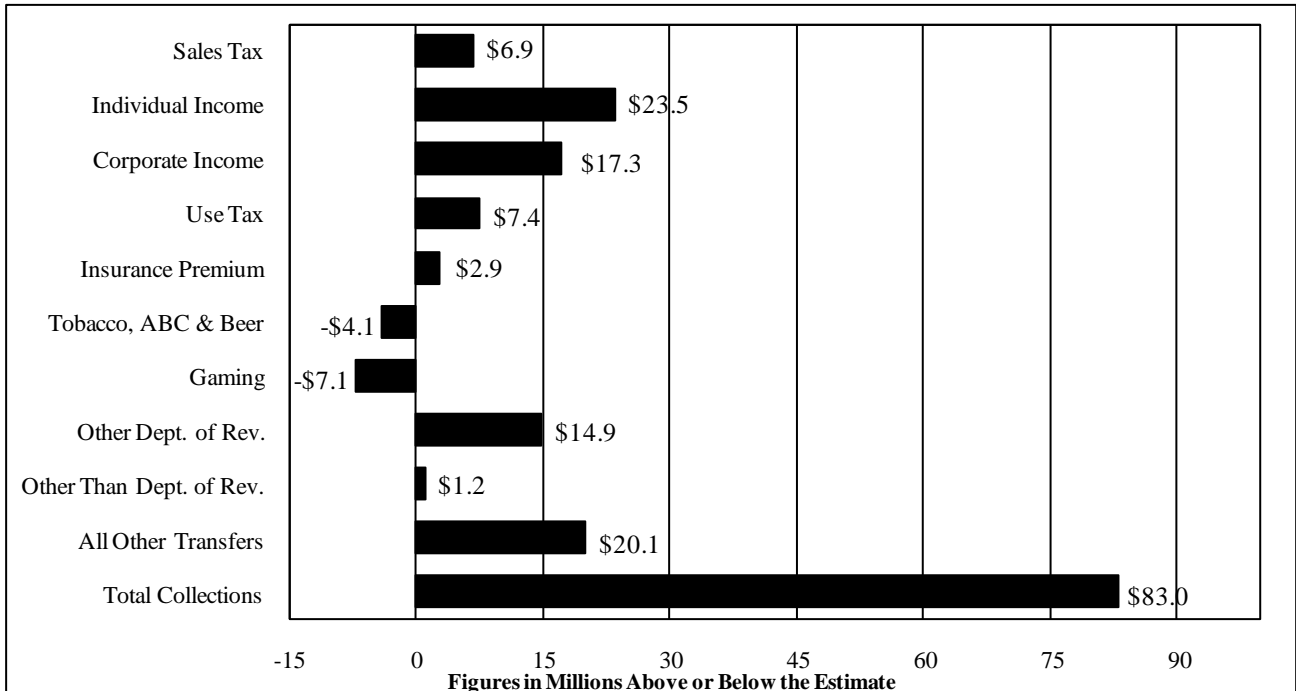
**FY 2012 MONTH OF DECEMBER VS SINE DIE ESTIMATE \$16,328,519**

Total collections for December FY 2012 were \$16,328,519 above the sine die estimate. Department of Revenue sources were \$19,340,136 above the estimate and Other Than Department of Revenue collections were below the estimate by \$3,011,617. The major revenue sources were above or below the estimate in December as shown below:



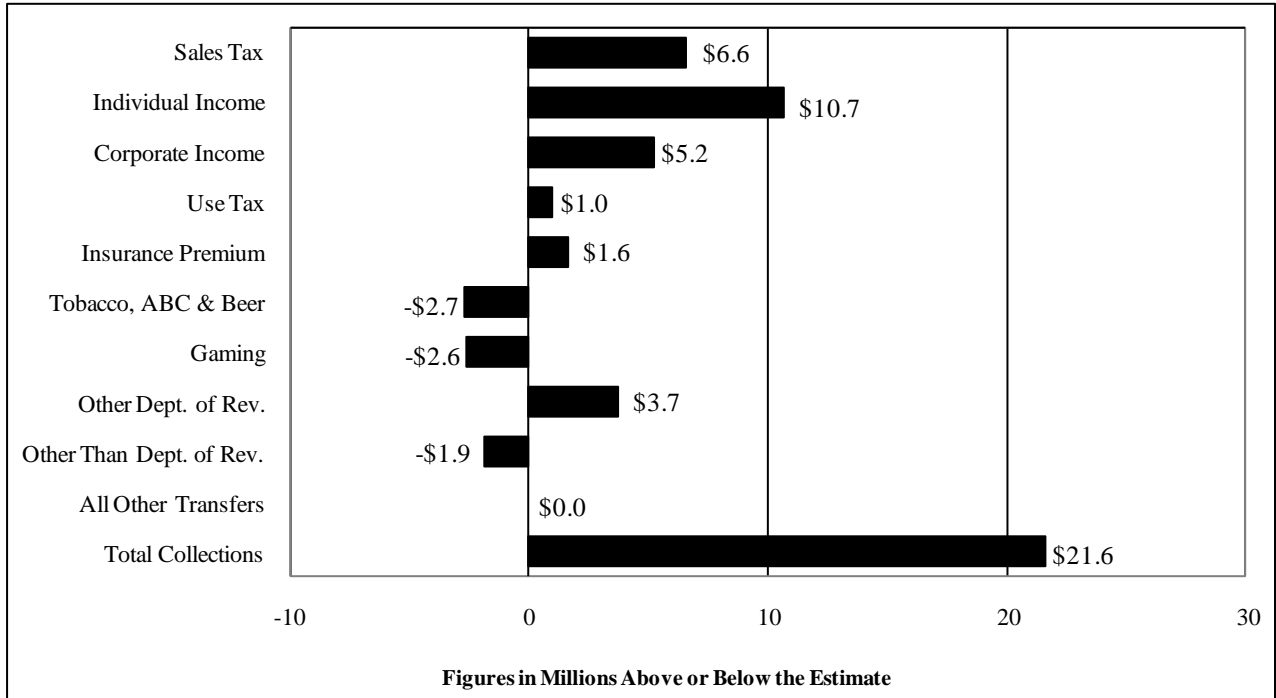
**FY 2012 THROUGH DECEMBER YEAR-TO-DATE VS SINE DIE ESTIMATE \$83,028,087**

FY 2012 revenues to the General Fund from all sources through December are \$83,028,087 above the sine die estimate. Department of Revenue collections are above the estimate by \$61,753,794, Other Than Department of Revenue collections are above the estimate by \$1,233,293 and All Other Transfers were \$20,041,000. The major revenue sources are over or under the YTD sine die estimate by the amounts shown below:



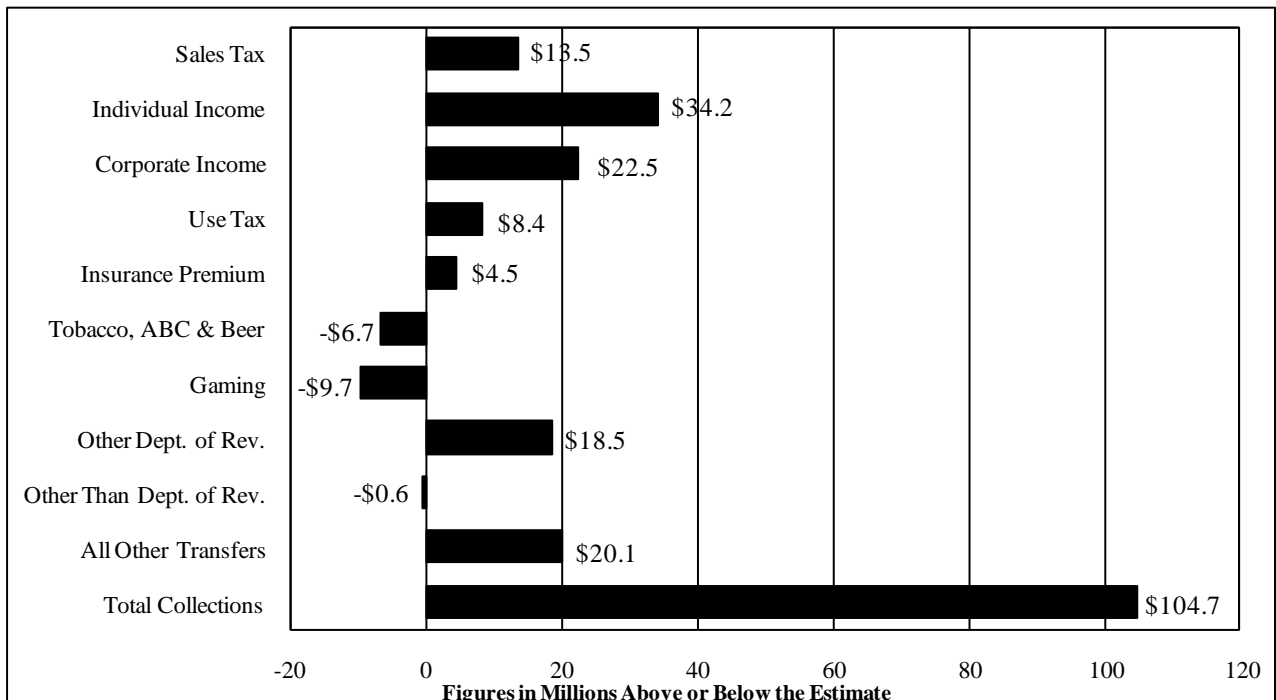
**FY 2012 MONTH OF JANUARY VS SINE DIE ESTIMATE \$21,642,890**

Total collections for January FY 2012 were \$21,642,890 above the sine die estimate. Department of Revenue sources were \$23,508,948 above the estimate and Other Than Department of Revenue collections were below the estimate by (\$1,866,058). The major revenue sources were above or below the estimate in January as shown below:



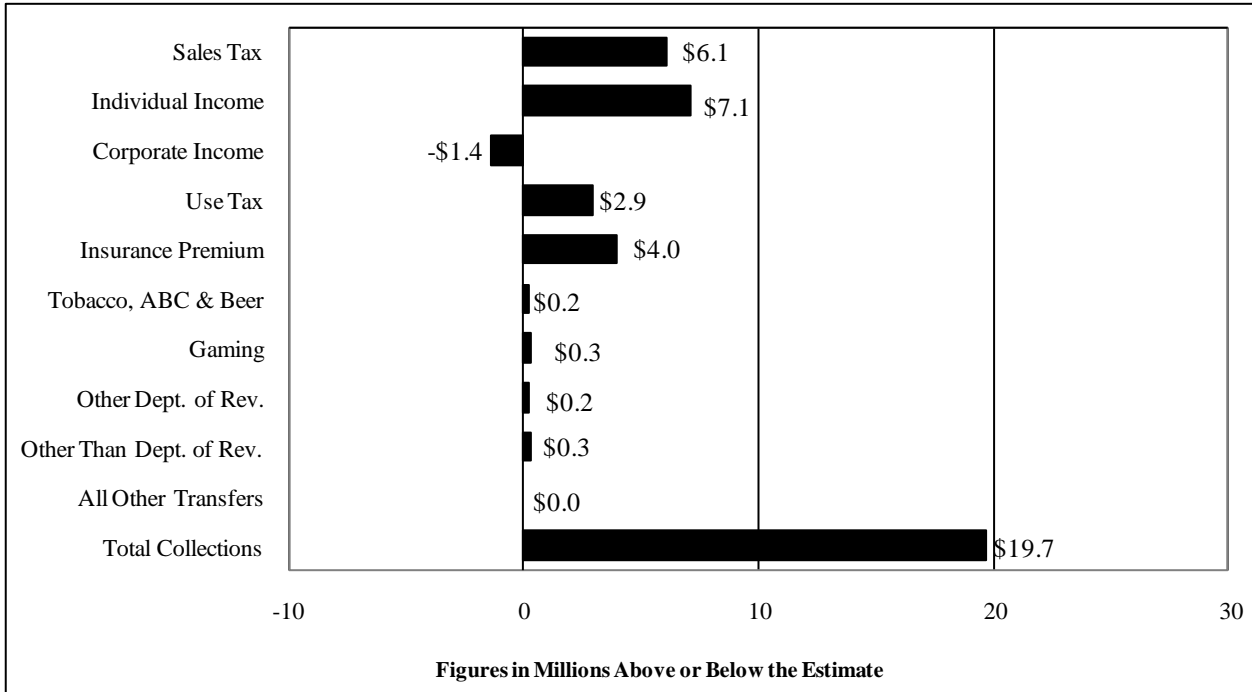
**FY 2012 THROUGH JANUARY YEAR-TO-DATE VS SINE DIE ESTIMATE \$104,670,980**

FY 2012 revenues to the General Fund from all sources through January are \$104,670,980 above the sine die estimate. Department of Revenue collections are above the estimate by \$85,262,744, Other Than Department of Revenue collections are below the estimate by (\$632,764) and All Other Transfers were \$20,041,000. The major revenue sources are over or under the YTD sine die estimate by the amounts shown below:



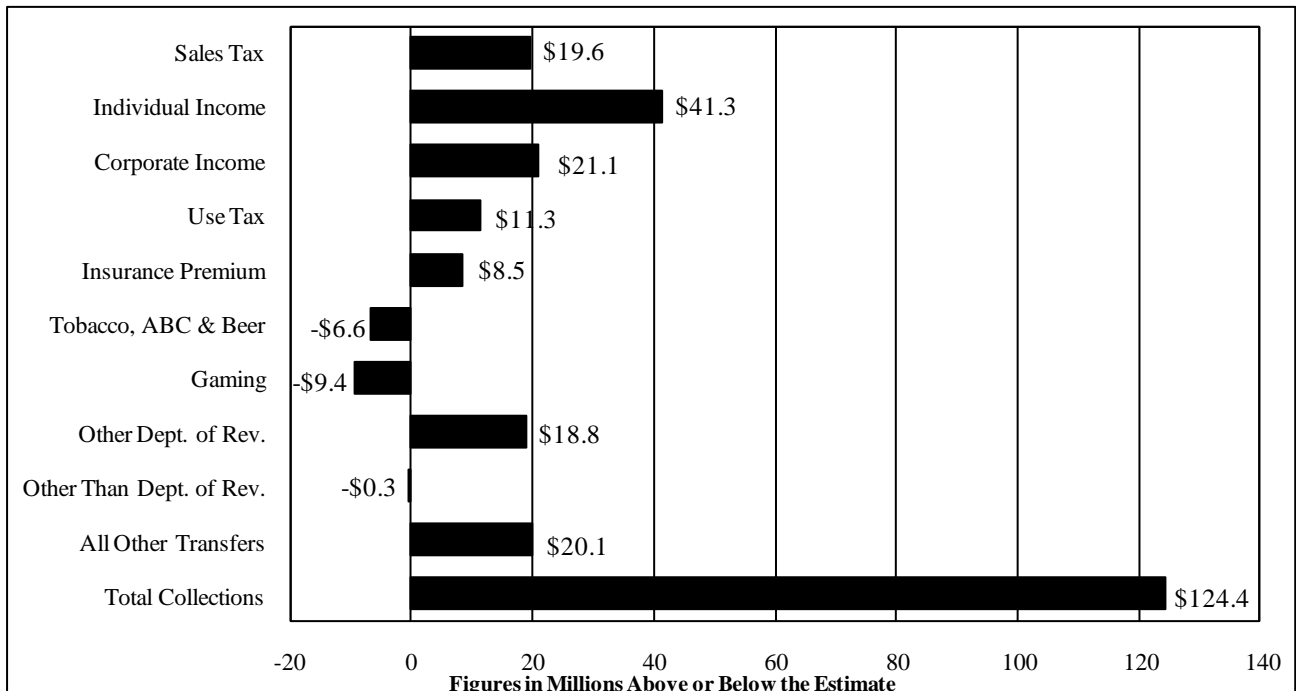
**FY 2012 MONTH OF FEBRUARY VS SINE DIE ESTIMATE \$19,695,990**

Total collections for February FY 2012 were \$19,695,990 above the sine die estimate. Department of Revenue sources were \$19,389,268 above the estimate and Other Than Department of Revenue collections were above the estimate by \$306,722. The major revenue sources were above or below the estimate in February as shown below:



**FY 2012 THROUGH FEBRUARY YEAR-TO-DATE VS SINE DIE ESTIMATE \$124,366,969**

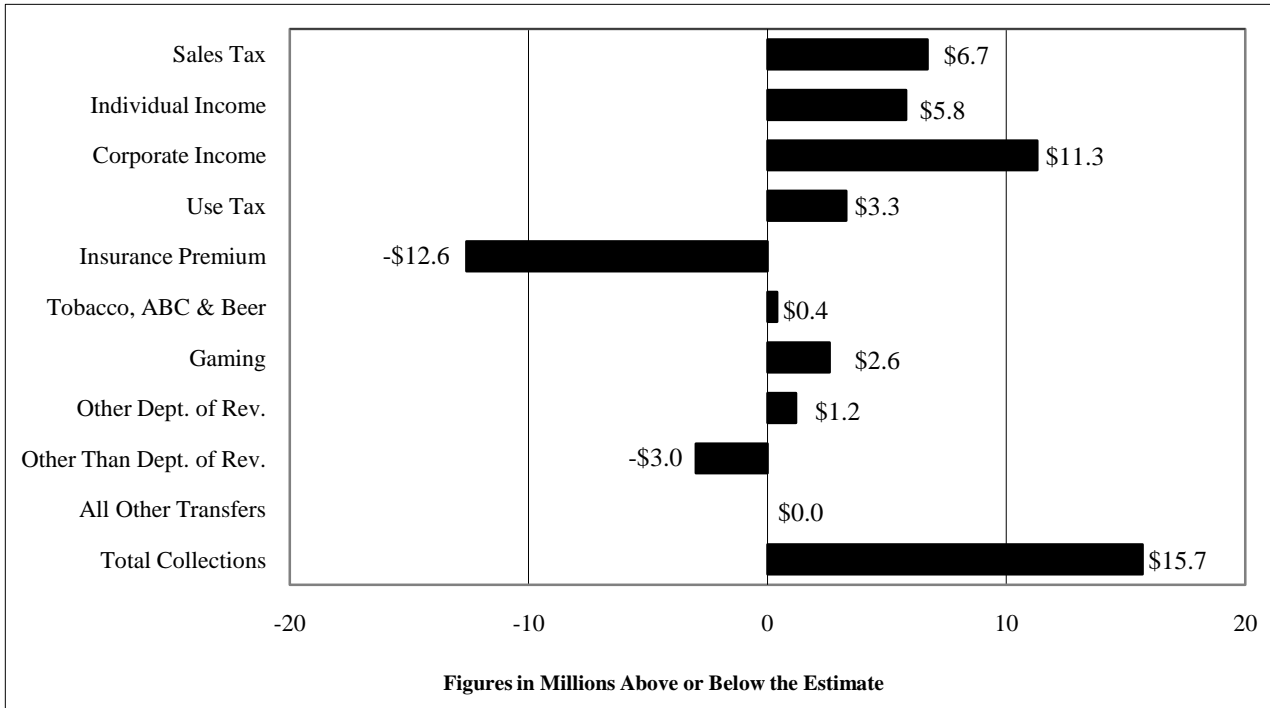
FY 2012 revenues to the General Fund from all sources through February are \$124,366,969 above the sine die estimate. Department of Revenue collections are above the estimate by \$104,652,010, Other Than Department of Revenue collections are below the estimate by (\$326,041) and All Other Transfers were \$20,041,000. The major revenue sources are over or under the YTD sine die estimate by the amounts shown below:





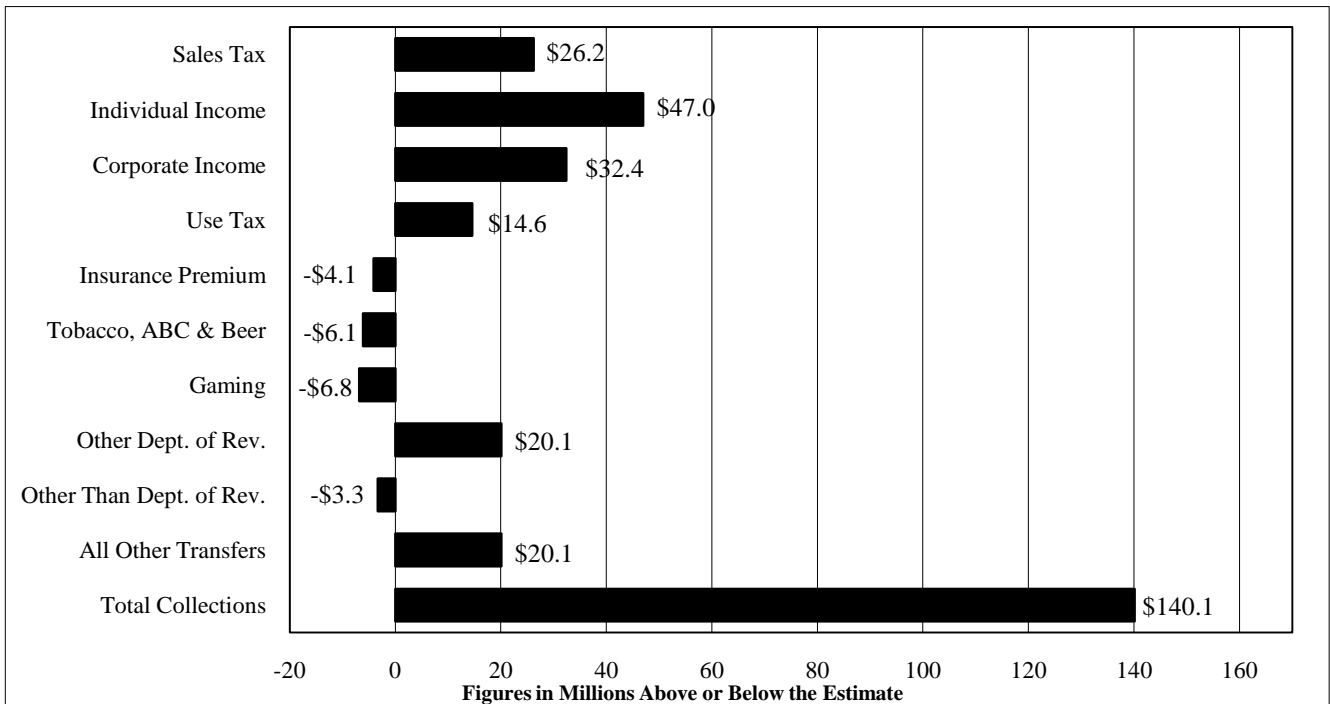
**(REVISED) FY 2012 MONTH OF MARCH VS SINE DIE ESTIMATE \$15,700,920**

Total collections for March FY 2012 were \$15,700,920 above the sine die estimate. Department of Revenue sources were \$18,678,487 above the estimate and Other Than Department of Revenue collections were below the estimate by (\$2,977,567). The major revenue sources were above or below the estimate in March as shown below:



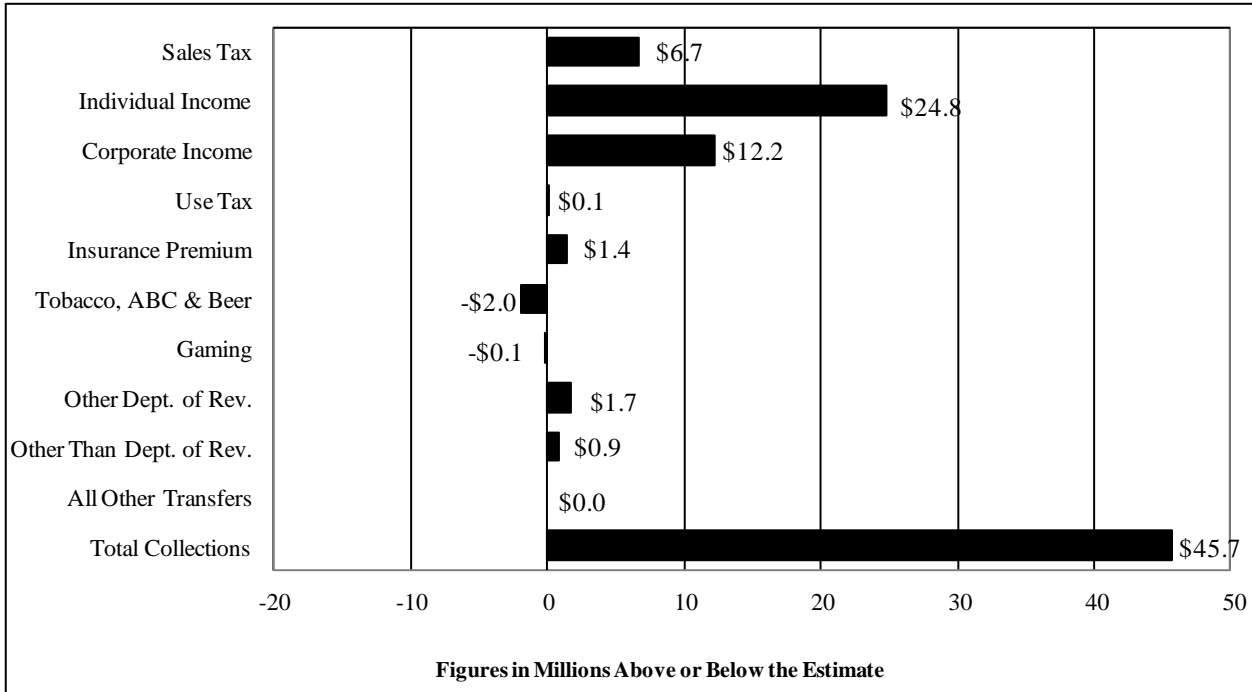
**(REVISED) FY 2012 THROUGH MARCH YEAR TO DATE VS SINE DIE EST. \$140,067,888**

FY 2012 revenues to the General Fund from all sources through March are \$140,067,888 above the sine die estimate. Department of Revenue collections are above the estimate by \$123,330,496, Other Than Department of Revenue collections are below the estimate by (\$3,303,608) and All Other Transfers were \$20,041,000. The major revenue sources are over or under the YTD sine die estimate by the amounts shown below:



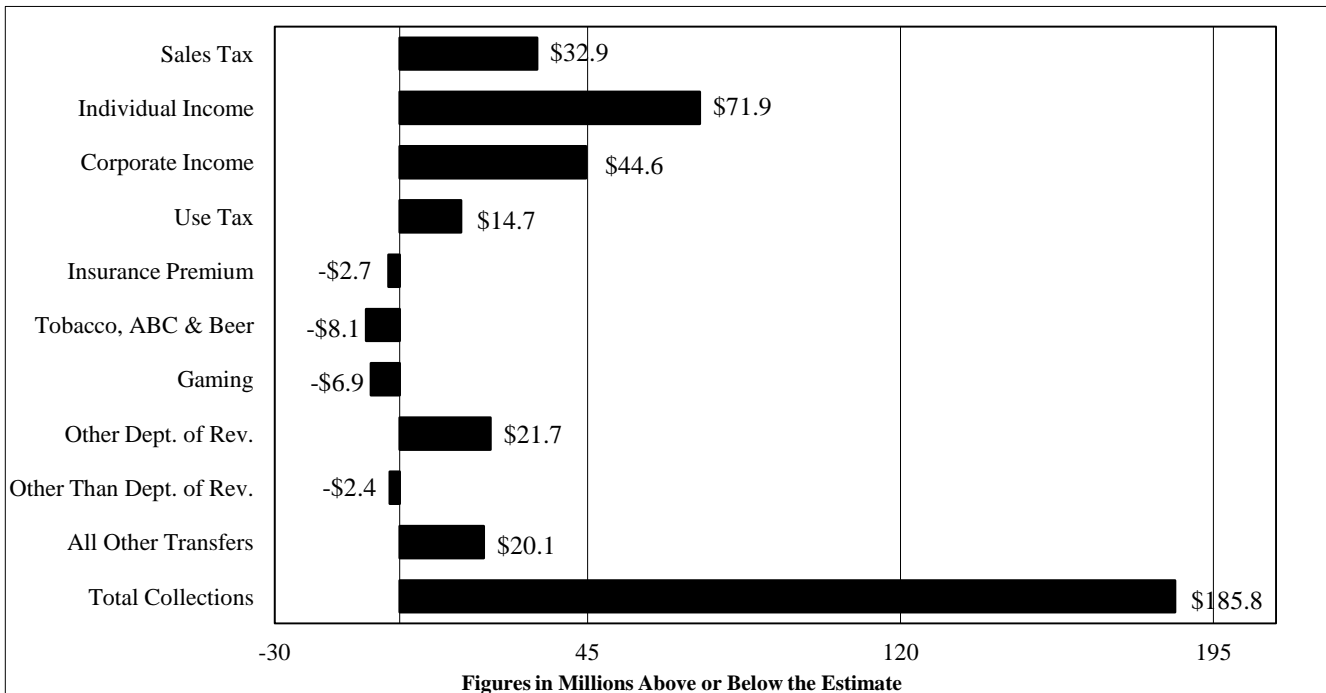
**FY 2012 MONTH OF APRIL VS SINE DIE ESTIMATE \$45,682,883**

Total collections for April FY 2012 were \$45,682,883 above the sine die estimate. Department of Revenue sources were \$44,805,494 above the estimate and Other Than Department of Revenue collections were above the estimate by \$877,388. The major revenue sources were above or below the estimate in April as shown below:



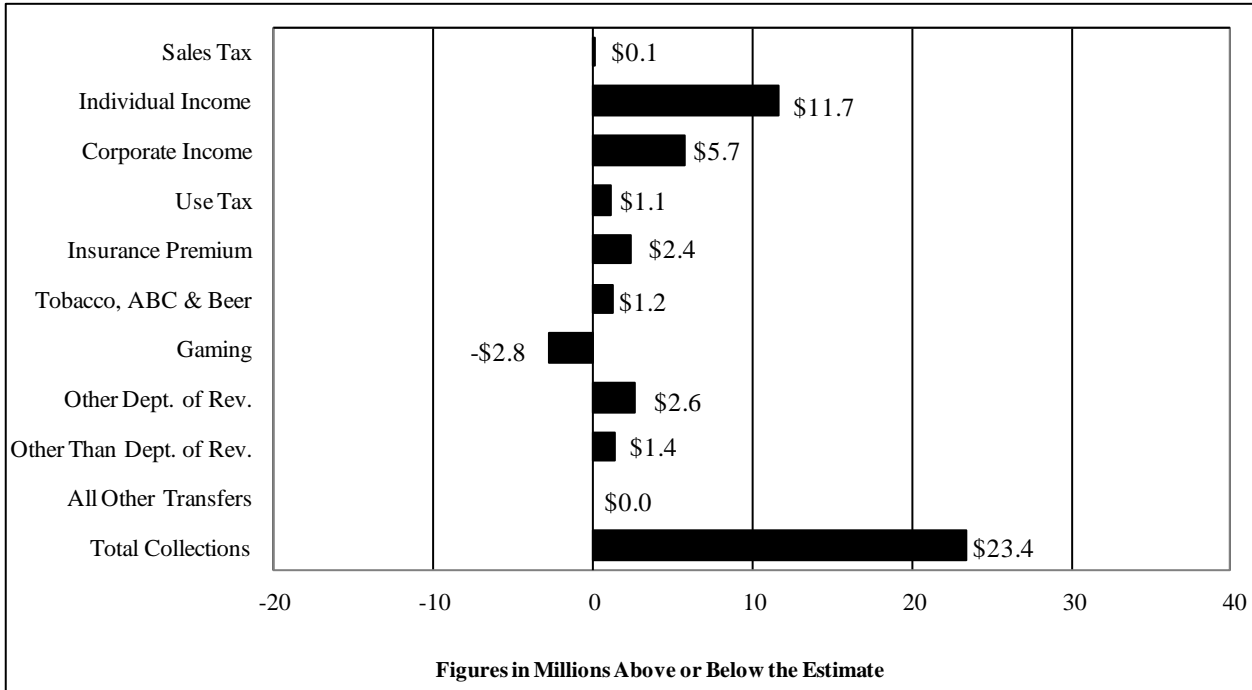
**FY 2012 THROUGH APRIL YEAR-TO-DATE VS SINE DIE ESTIMATE \$185,750,770**

FY 2012 revenues to the General Fund from all sources through April are \$185,750,770 above the sine die estimate. Department of Revenue collections are above the estimate by \$168,135,990, Other Than Department of Revenue collections are below the estimate by (\$2,426,220) and All Other Transfers were \$20,041,000. The major revenue sources are over or under the YTD sine die estimate by the amounts shown below:



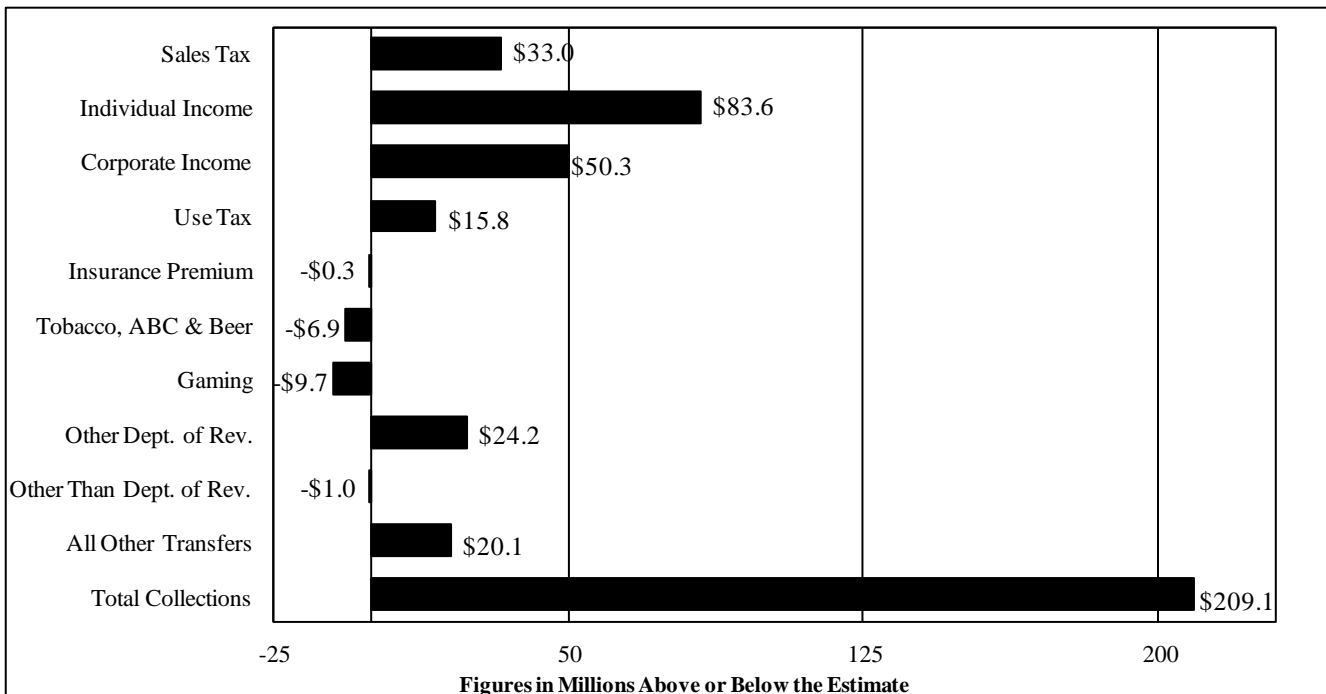
**FY 2012 MONTH OF MAY VS SINE DIE ESTIMATE \$23,355,863**

Total collections for May FY 2012 were \$23,355,863 above the sine die estimate. Department of Revenue sources were \$21,975,743 above the estimate and Other Than Department of Revenue collections were above the estimate by \$1,380,120. The major revenue sources were above or below the estimate in May as shown below:



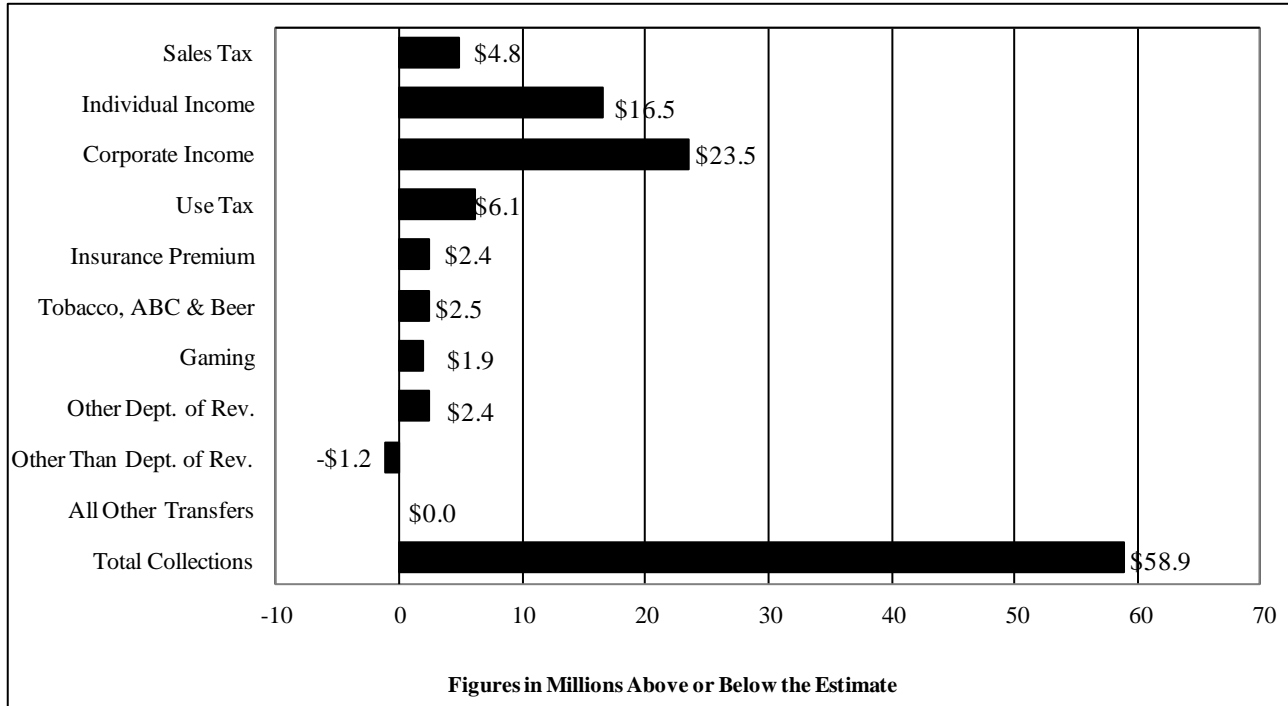
**FY 2012 THROUGH MAY YEAR-TO-DATE VS SINE DIE ESTIMATE \$209,106,635**

FY 2012 revenues to the General Fund from all sources through May are \$209,106,635 above the sine die estimate. Department of Revenue collections are above the estimate by \$190,111,734, Other Than Department of Revenue collections are below the estimate by (\$1,046,099) and All Other Transfers were \$20,041,000. The major revenue sources are over or under the YTD sine die estimate by the amounts shown below:



**FY 2012 MONTH OF JUNE VS SINE DIE ESTIMATE \$58,932,800**

Total collections for June FY 2012 were \$58,932,800 above the sine die estimate. Department of Revenue sources were \$60,098,589 above the estimate and Other Than Department of Revenue collections were below the estimate by (\$1,165,789). The major revenue sources were above or below the estimate in June as shown below:



**FY 2012 THROUGH JUNE YEAR-TO-DATE VS SINE DIE ESTIMATE \$268,039,435**

FY 2012 revenues to the General Fund from all sources through June are \$268,039,435 above the sine die estimate. Department of Revenue collections are above the estimate by \$250,210,323, Other Than Department of Revenue collections are below the estimate by (\$2,211,888) and All Other Transfers were \$20,041,000. The major revenue sources are over or under the YTD sine die estimate by the amounts shown below:

