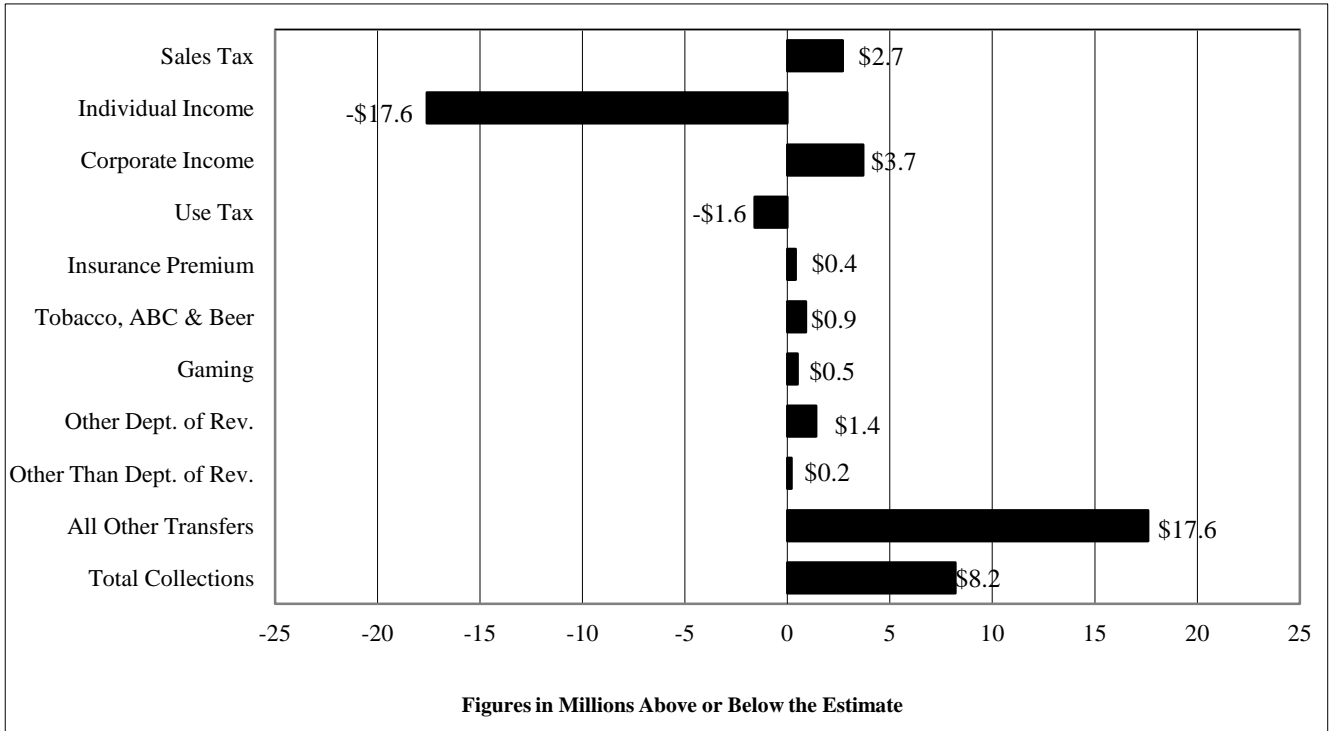


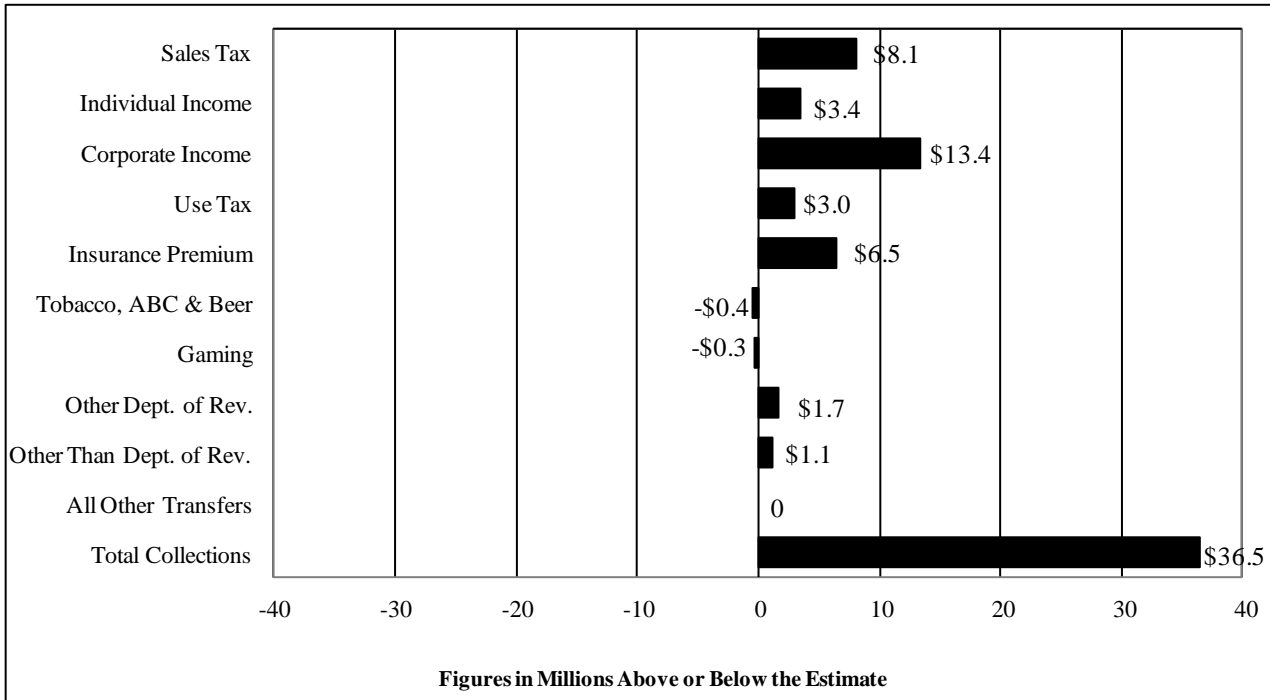
FY 2014 MONTH OF JULY VS SINE DIE ESTIMATE \$8,212,054

Total collections for July FY 2014 were \$8,212,054 above the sine die estimate. Department of Revenue sources were (\$9,581,621) below the estimate, Other Than Department of Revenue collections were above the estimate by \$205,534 and All Other Transfers were \$17,588,141. The major revenue sources were above or below the estimate in July as shown below:



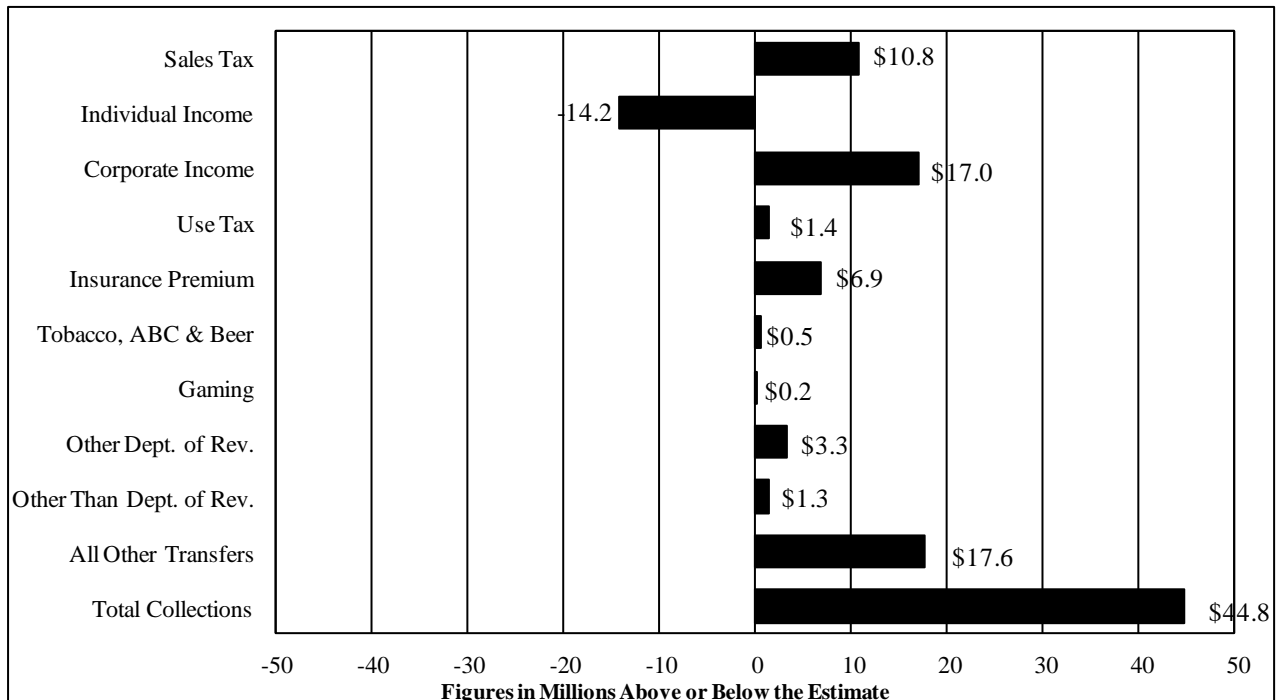
FY 2014 MONTH OF AUGUST VS SINE DIE ESTIMATE \$36,541,218

Total collections for August FY 2014 were \$36,541,218 above the sine die estimate. Department of Revenue sources were \$35,476,206 above the estimate and Other Than Department of Revenue collections were above the estimate by \$1,065,012. The major revenue sources were above or below the estimate in August as shown below:



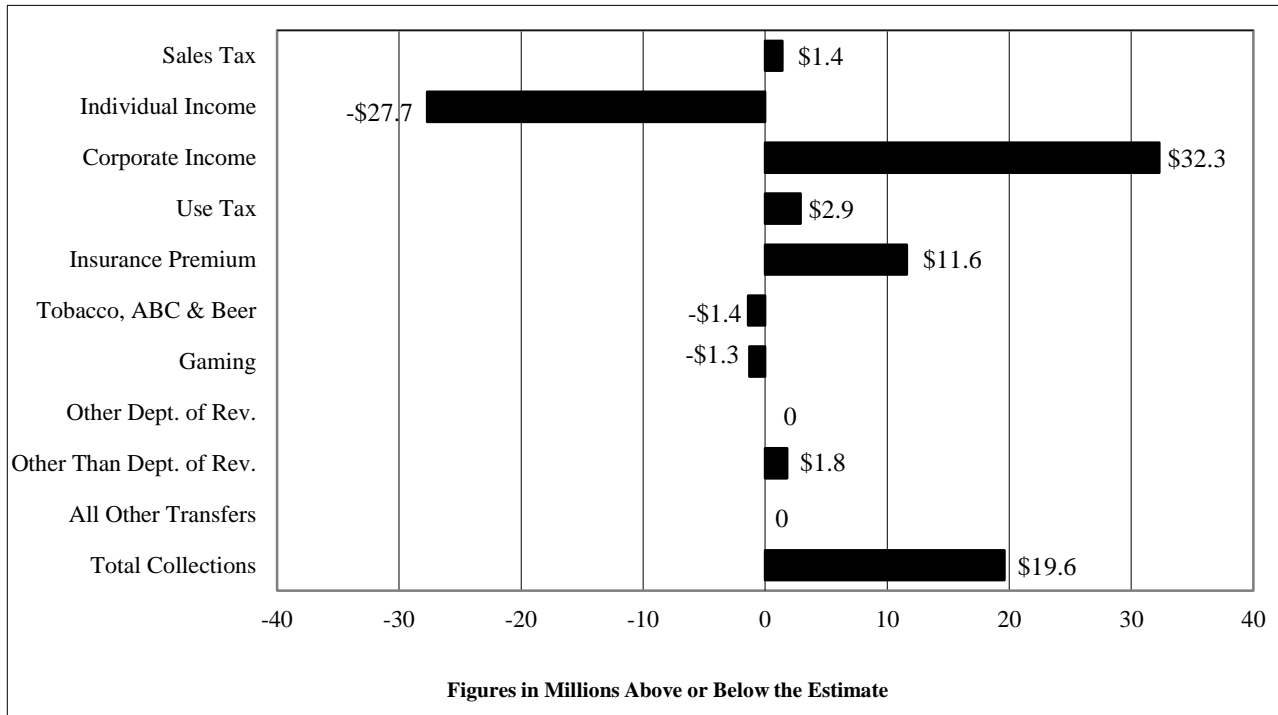
FY 2014 THROUGH AUGUST YEAR-TO-DATE VS SINE DIE ESTIMATE \$44,753,272

FY 2014 revenues to the General Fund from all sources through August are \$44,753,272 above the sine die estimate. Department of Revenue collections are above the estimate by \$25,894,585, Other Than Department of Revenue collections are above the estimate by \$1,270,546, and All Other Transfers were \$17,588,141. The major revenue sources are over or under the YTD sine die estimate by the amounts shown below:



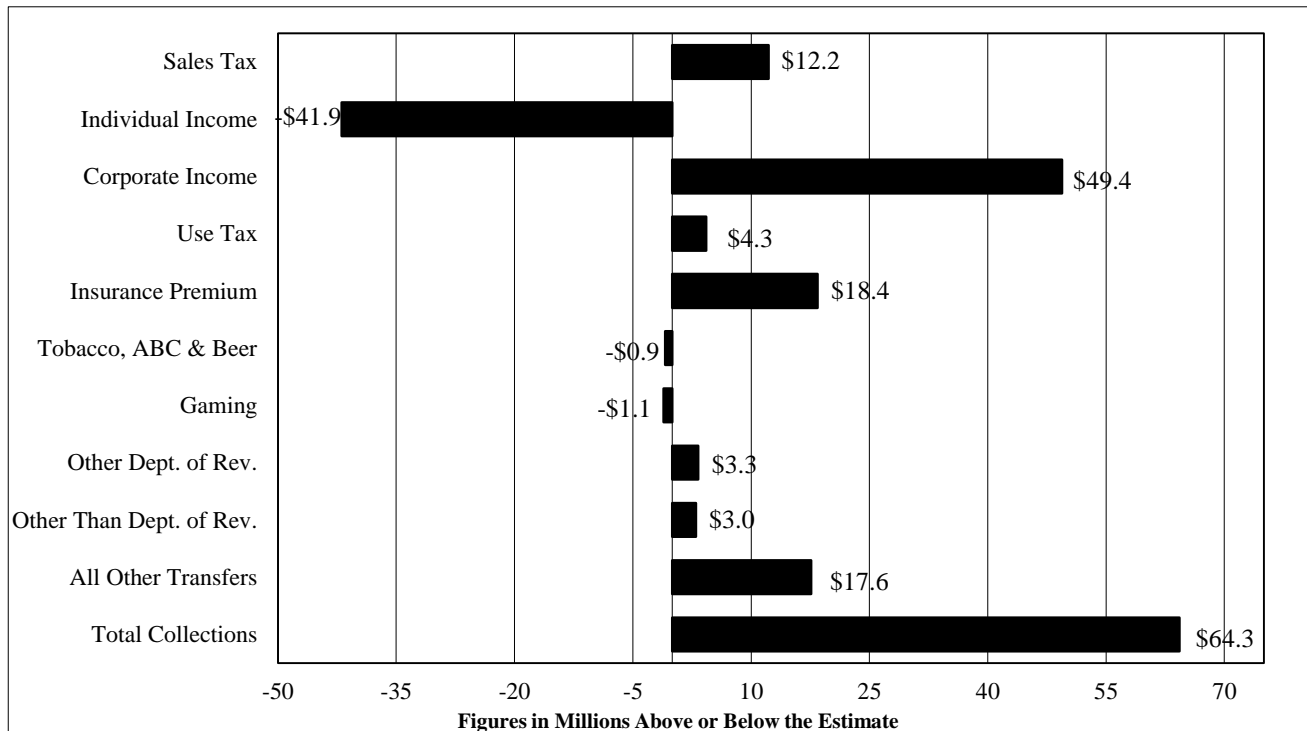
FY 2014 MONTH OF SEPTEMBER VS SINE DIE ESTIMATE \$19,591,120

Total collections for September FY 2014 were \$19,591,120 above the sine die estimate. Department of Revenue sources were \$17,826,875 above the estimate and Other Than Department of Revenue collections were above the estimate by \$1,764,246. The major revenue sources were above or below the estimate in September as shown below:



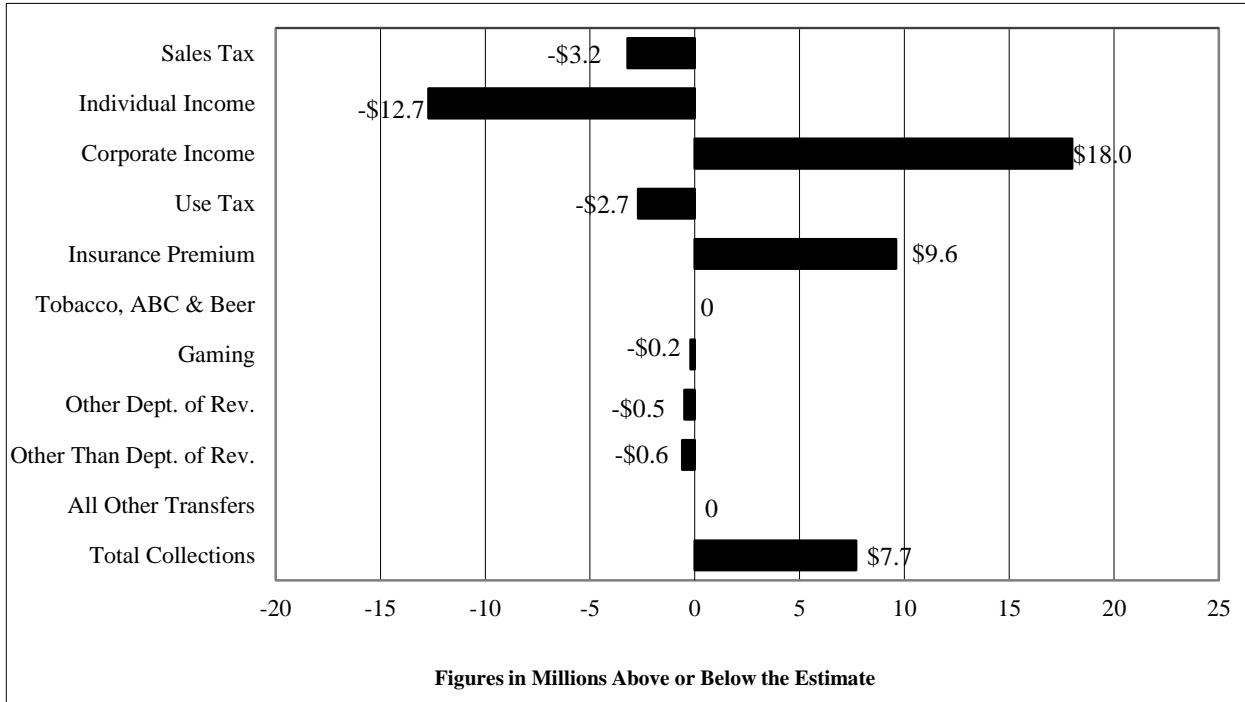
FY 2014 THROUGH SEPTEMBER YEAR-TO-DATE VS SINE DIE ESTIMATE \$64,344,392

FY 2014 revenues to the General Fund from all sources through September are \$64,344,392 above the sine die estimate. Department of Revenue collections are above the estimate by \$43,721,460, Other Than Department of Revenue collections are above the estimate by \$3,034,792 and All Other Transfers were \$17,588,141. The major revenue sources are over or under the YTD sine die estimate by the amounts shown below:



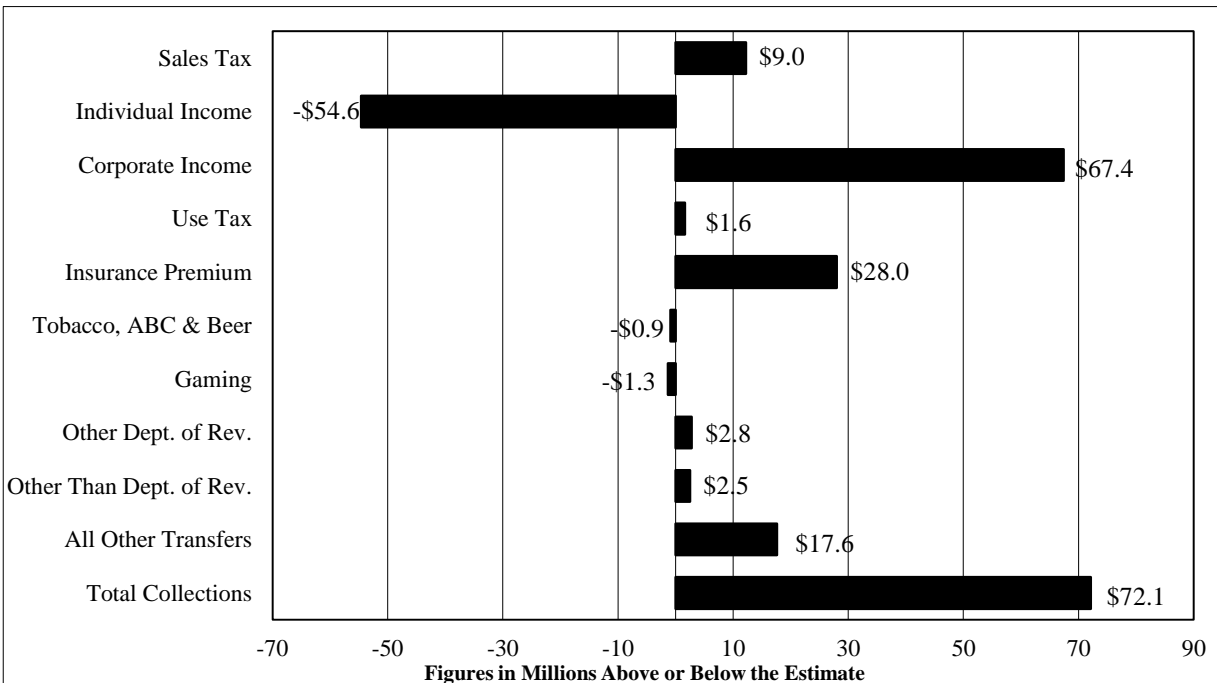
FY 2014 MONTH OF OCTOBER VS SINE DIE ESTIMATE \$7,712,874

Total collections for October FY 2014 were \$7,712,874 above the sine die estimate. Department of Revenue sources were \$8,267,647 above the estimate and Other Than Department of Revenue collections were below the estimate by (\$554,773). The major revenue sources were above or below the estimate in October as shown below:



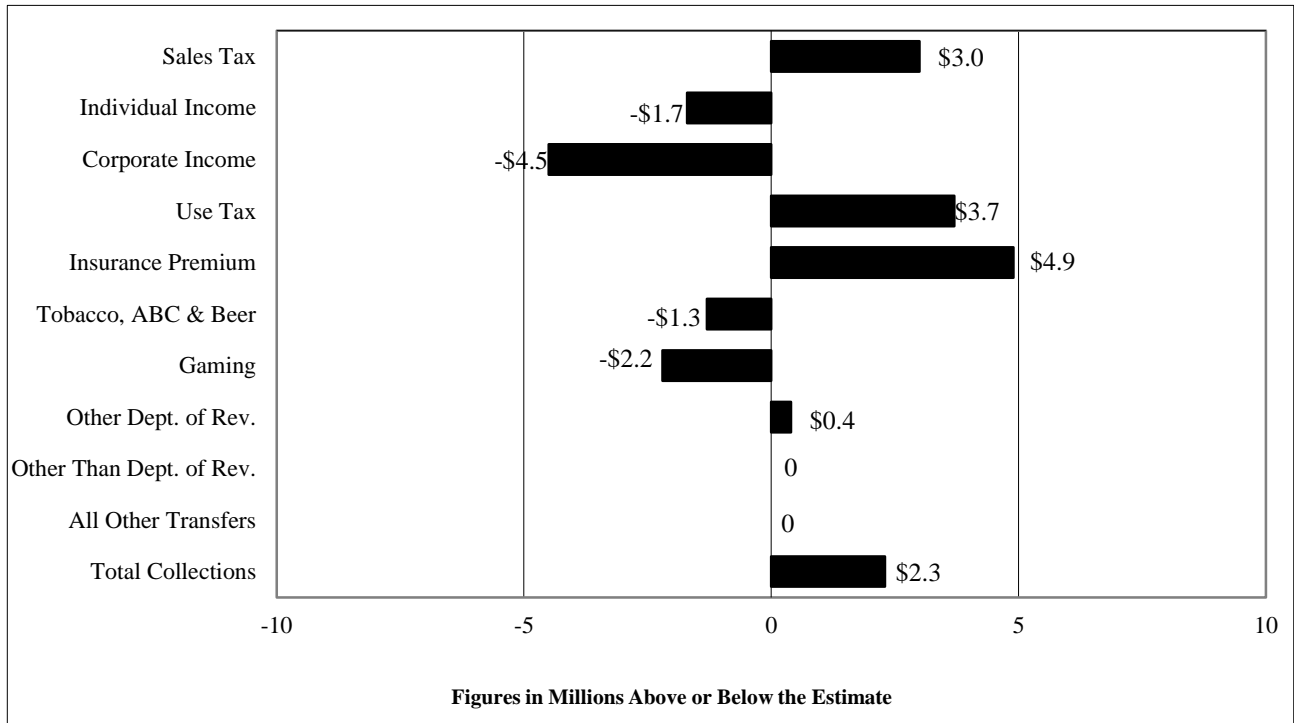
FY 2014 THROUGH OCTOBER YEAR-TO-DATE VS SINE DIE ESTIMATE \$72,057,267

FY 2014 revenues to the General Fund from all sources through October are \$72,057,267 above the sine die estimate. Department of Revenue collections are above the estimate by \$51,989,107, Other Than Department of Revenue collections are above the estimate by \$2,480,019 and All Other Transfers were \$17,588,141. The major revenue sources are over or under the YTD sine die estimate by the amounts shown below:



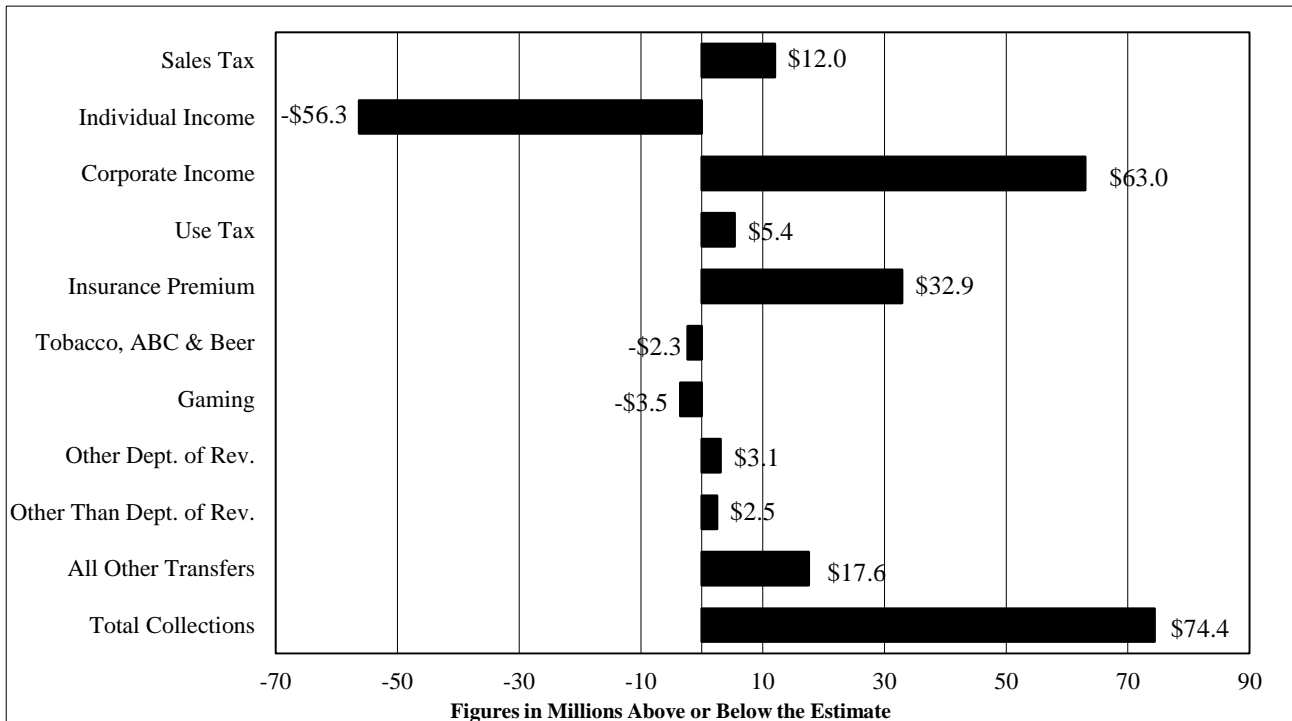
FY 2014 MONTH OF NOVEMBER VS SINE DIE ESTIMATE \$2,336,187

Total collections for November FY 2014 were \$2,336,187 above the sine die estimate. Department of Revenue sources were \$2,319,430 above the estimate and Other Than Department of Revenue collections were above the estimate by \$16,757. The major revenue sources were above or below the estimate in November as shown below:



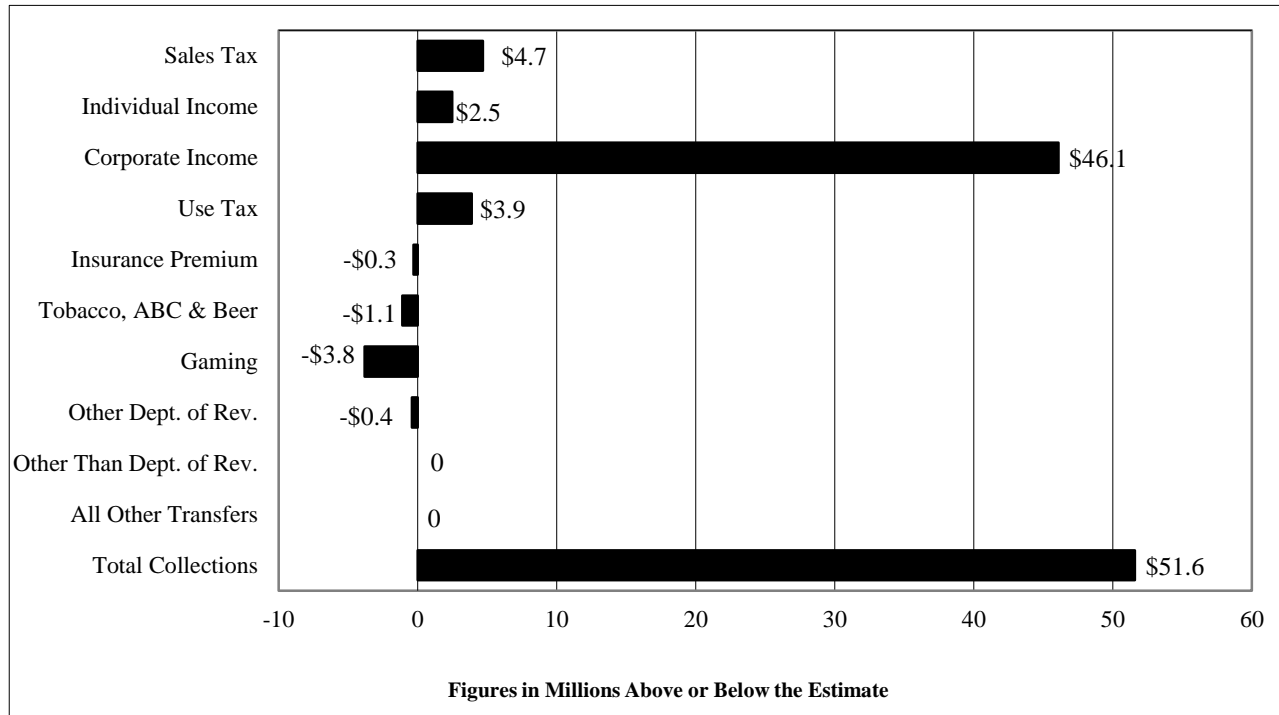
FY 2014 THROUGH NOVEMBER YEAR-TO-DATE VS SINE DIE ESTIMATE \$74,393,454

FY 2014 revenues to the General Fund from all sources through November are \$74,393,454 above the sine die estimate. Department of Revenue collections are above the estimate by \$54,308,537, Other Than Department of Revenue collections are above the estimate by \$2,496,776 and All Other Transfers were \$17,588,141. The major revenue sources are over or under the YTD sine die estimate by the amounts shown below:



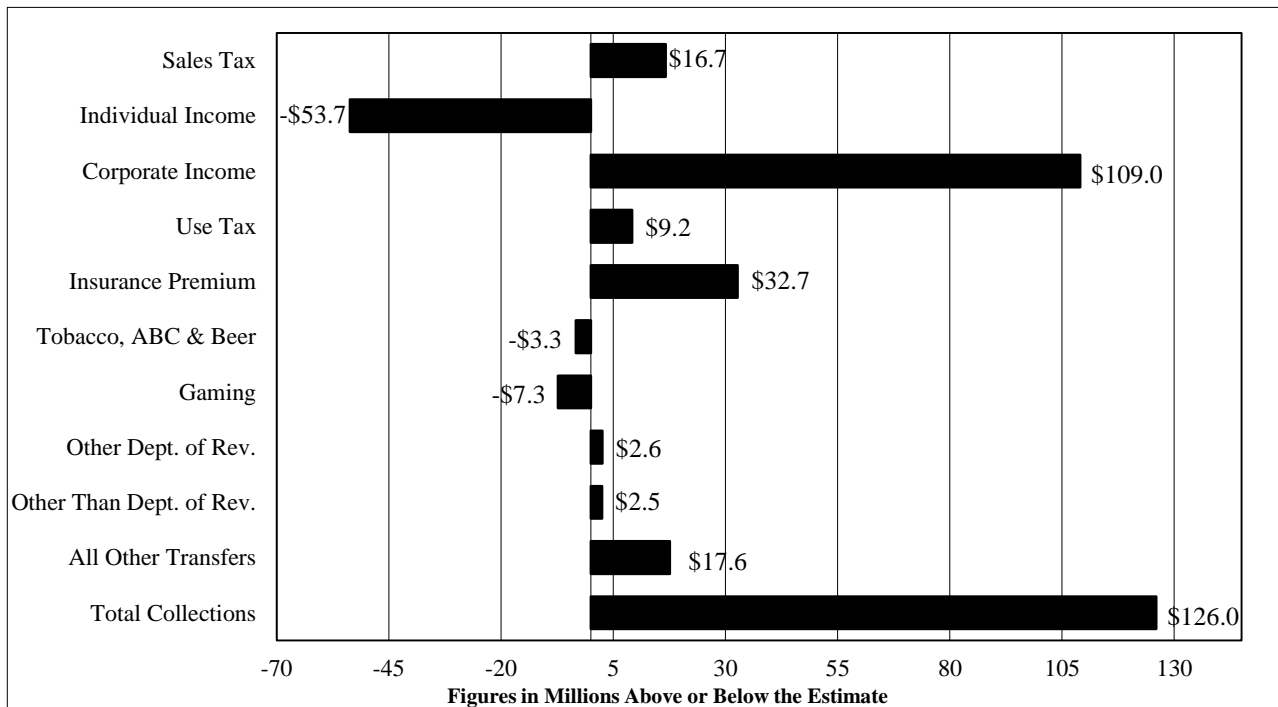
FY 2014 MONTH OF DECEMBER VS SINE DIE ESTIMATE \$51,600,614

Total collections for December FY 2014 were \$51,600,614 above the sine die estimate. Department of Revenue sources were \$51,624,594 above the estimate and Other Than Department of Revenue collections were below the estimate by (\$23,980). The major revenue sources were above or below the estimate in December as shown below:



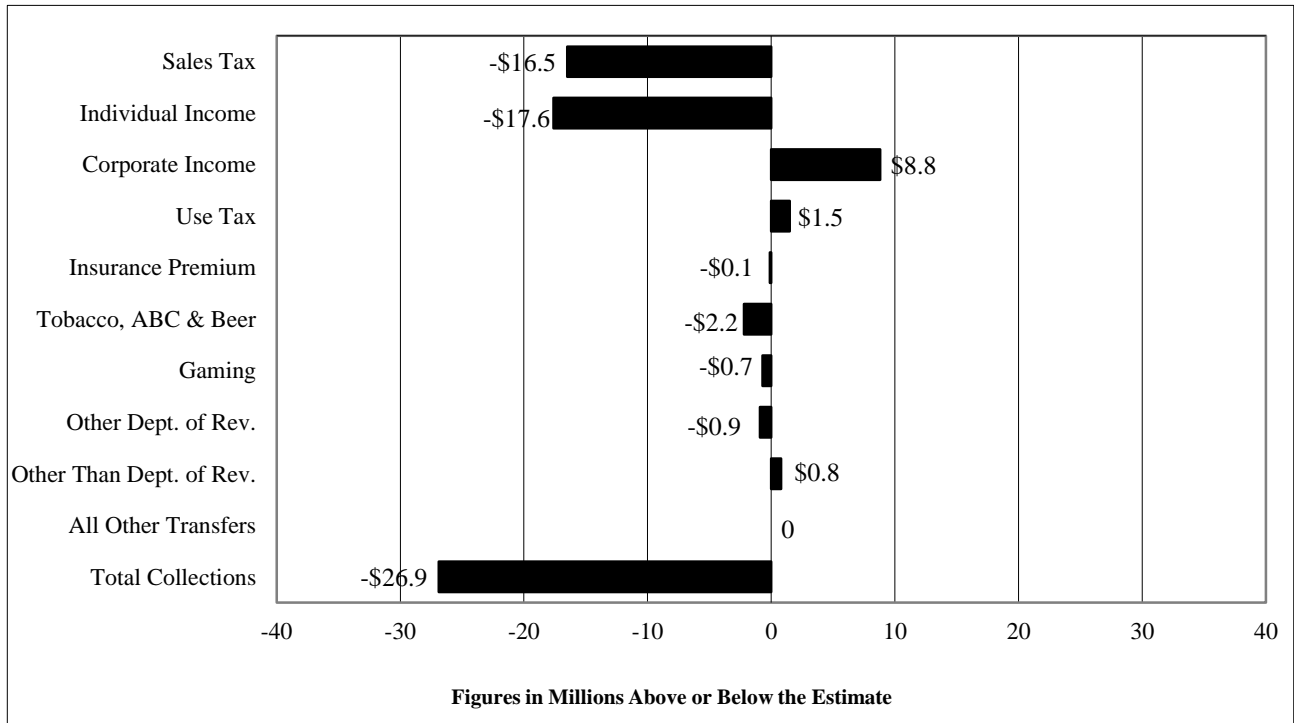
FY 2014 THROUGH DECEMBER YEAR-TO-DATE VS SINE DIE ESTIMATE \$125,994,068

FY 2014 revenues to the General Fund from all sources through December are \$125,994,068 above the sine die estimate. Department of Revenue collections are above the estimate by \$105,933,129, Other Than Department of Revenue collections are above the estimate by \$2,472,798 and All Other Transfers were \$17,588,141. The major revenue sources are over or under the YTD sine die estimate by the amounts shown below:



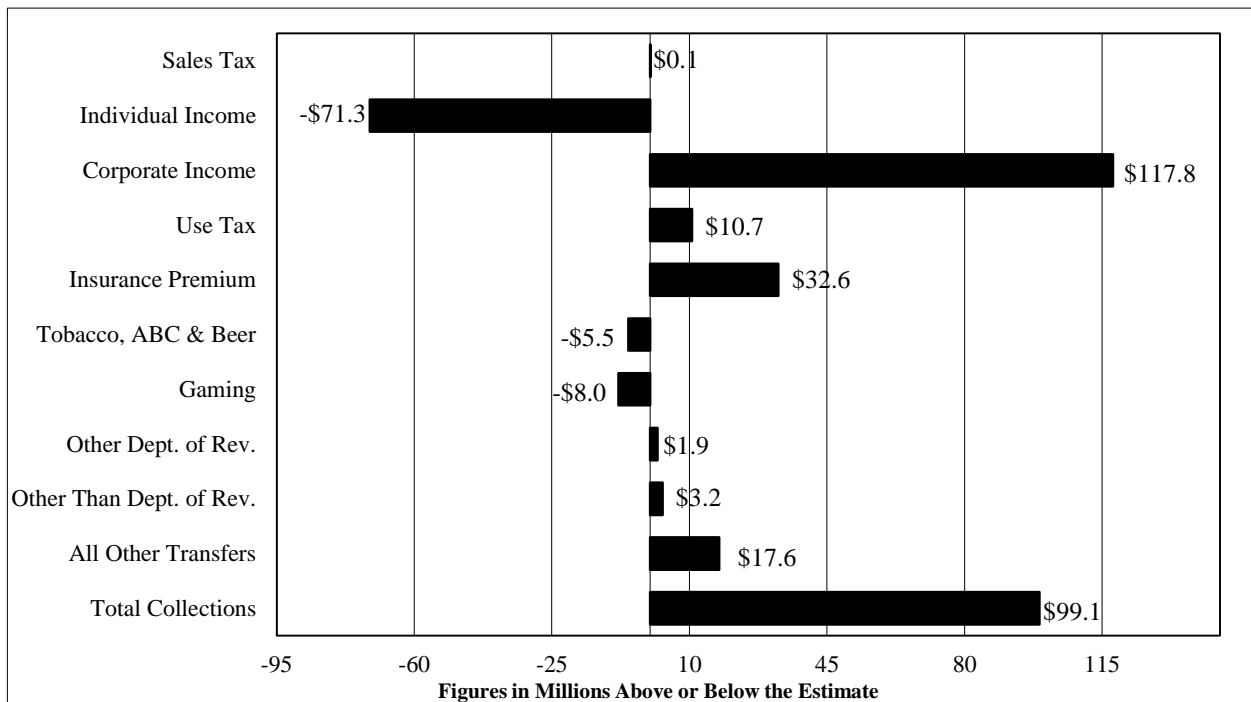
FY 2014 MONTH OF JANUARY VS SINE DIE ESTIMATE (\$26,937,387)

Total collections for January FY 2014 were (\$26,937,387) below the sine die estimate. Department of Revenue sources were (\$27,711,560) below the estimate and Other Than Department of Revenue collections were above the estimate by \$774,174. The major revenue sources were above or below the estimate in January as shown below:



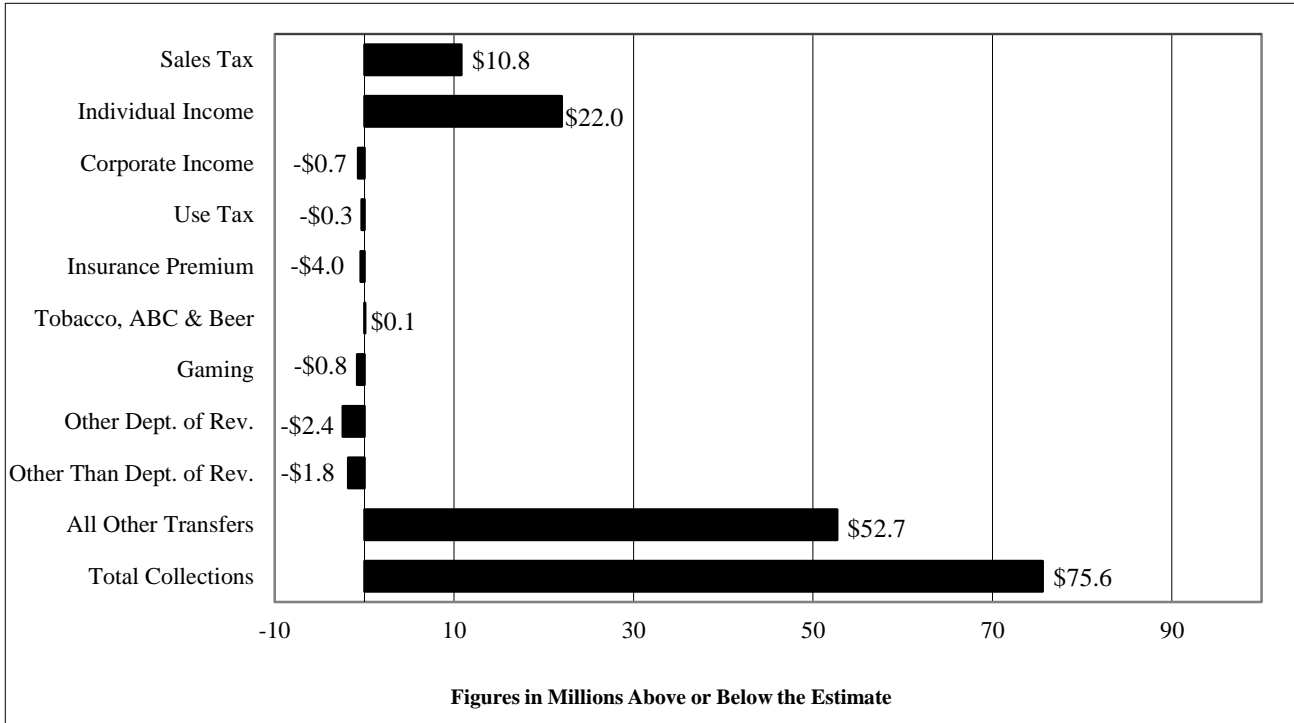
FY 2014 THROUGH JANUARY YEAR-TO-DATE VS SINE DIE ESTIMATE \$99,056,681

FY 2014 revenues to the General Fund from all sources through January are \$99,056,681 above the sine die estimate. Department of Revenue collections are above the estimate by \$78,221,569, Other Than Department of Revenue collections are above the estimate by \$3,246,972 and All Other Transfers were \$17,588,141. The major revenue sources are over or under the YTD sine die estimate by the amounts shown below:



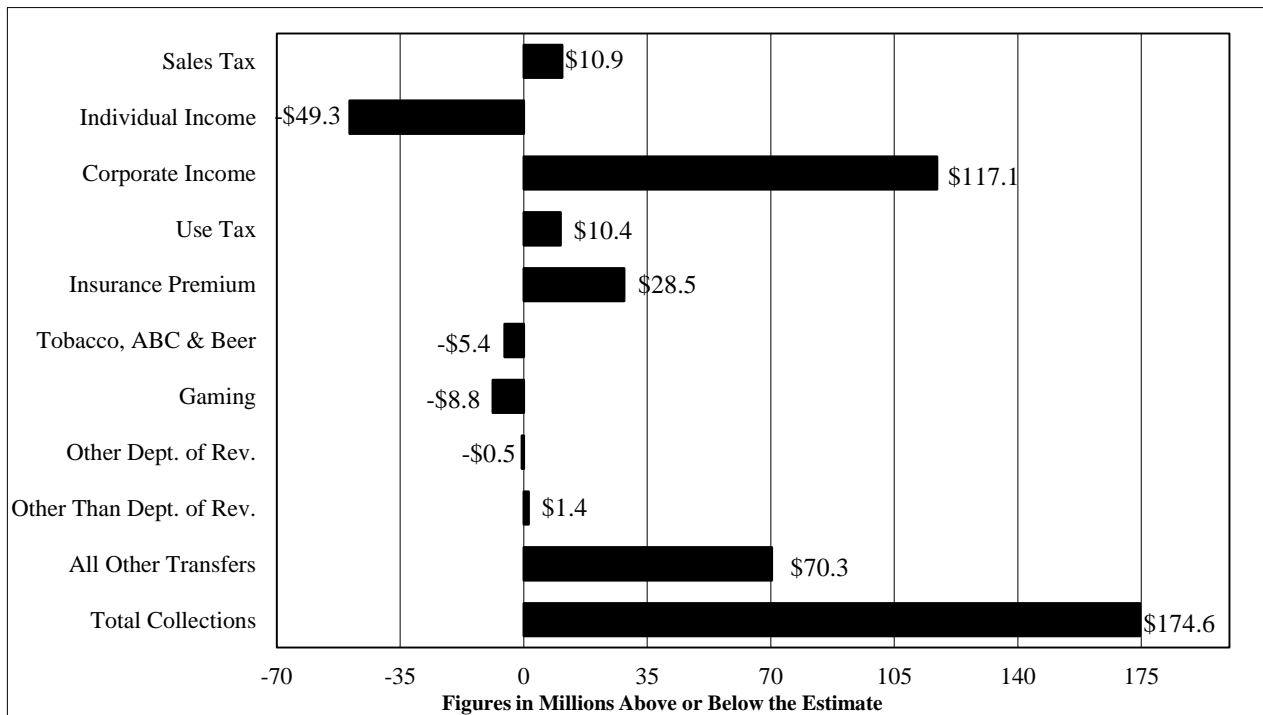
FY 2014 MONTH OF FEBRUARY VS SINE DIE ESTIMATE \$75,573,151

Total collections for February FY 2014 were \$75,573,151 above the sine die estimate. Department of Revenue sources were \$24,706,724 above the estimate, Other Than Department of Revenue collections were below the estimate by (\$1,831,409) and All Other Transfers were \$52,697,836. The major revenue sources were above or below the estimate in February as shown below:



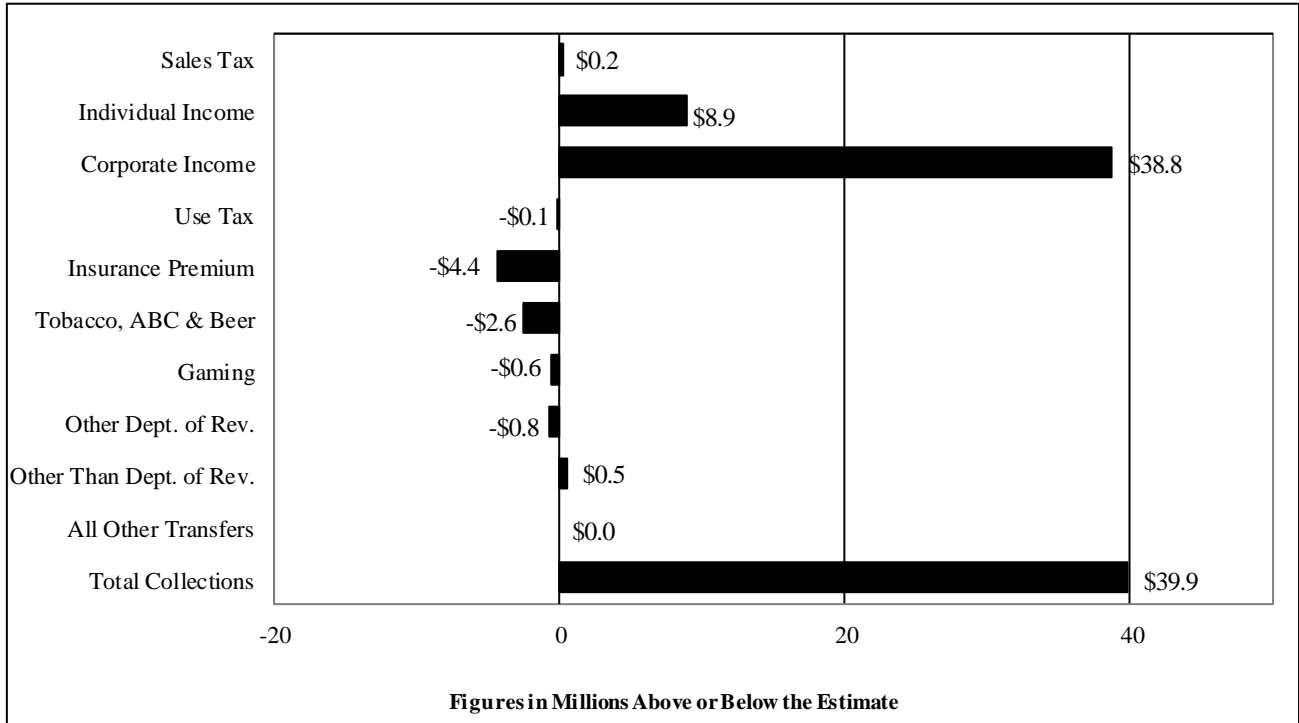
FY 2014 THROUGH FEBRUARY YEAR-TO-DATE VS SINE DIE ESTIMATE \$174,629,831

FY 2014 revenues to the General Fund from all sources through February are \$174,629,831 above the sine die estimate. Department of Revenue collections are above the estimate by \$102,928,292, Other Than Department of Revenue collections are above the estimate by \$1,415,563 and All Other Transfers were \$70,285,977. The major revenue sources are over or under the YTD sine die estimate by the amounts shown below:



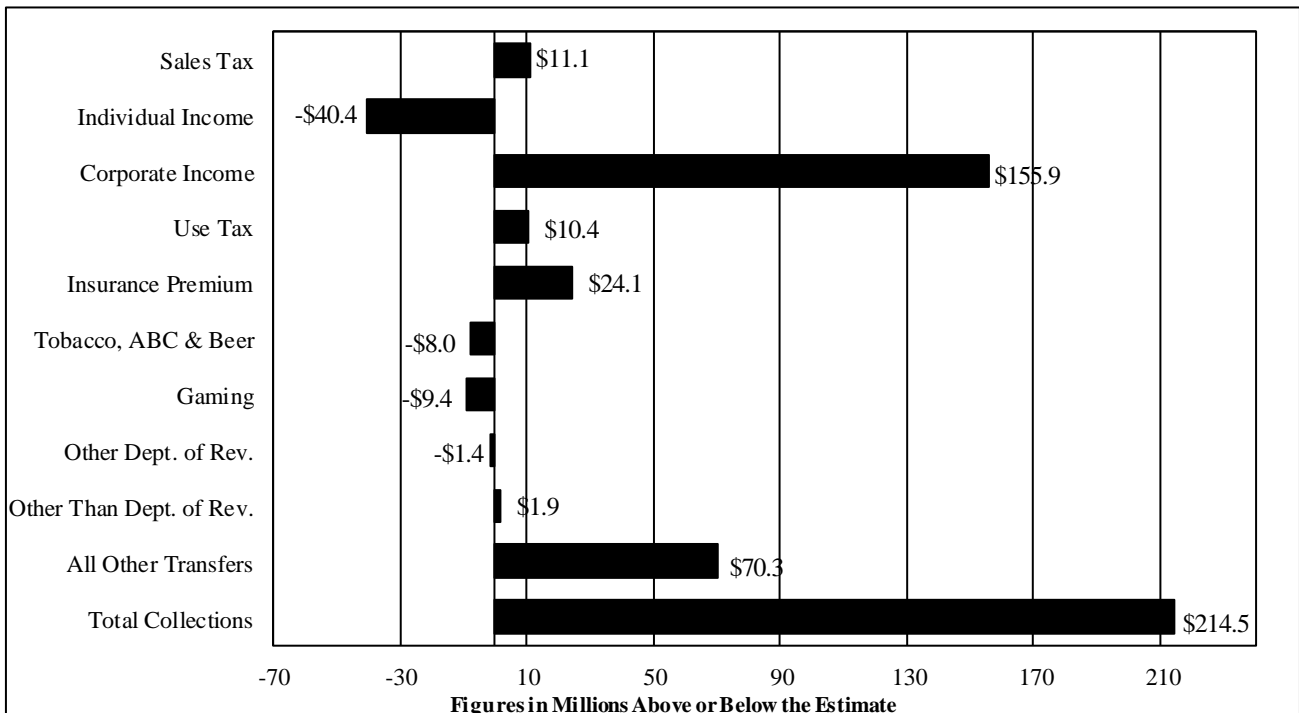
FY 2014 MONTH OF MARCH VS SINE DIE ESTIMATE \$39,861,642

Total collections for March FY 2014 were \$39,861,642 above the sine die estimate. Department of Revenue sources were \$39,384,923 above the estimate and Other Than Department of Revenue collections were above the estimate by \$476,719. The major revenue sources were above or below the estimate in March as shown below:



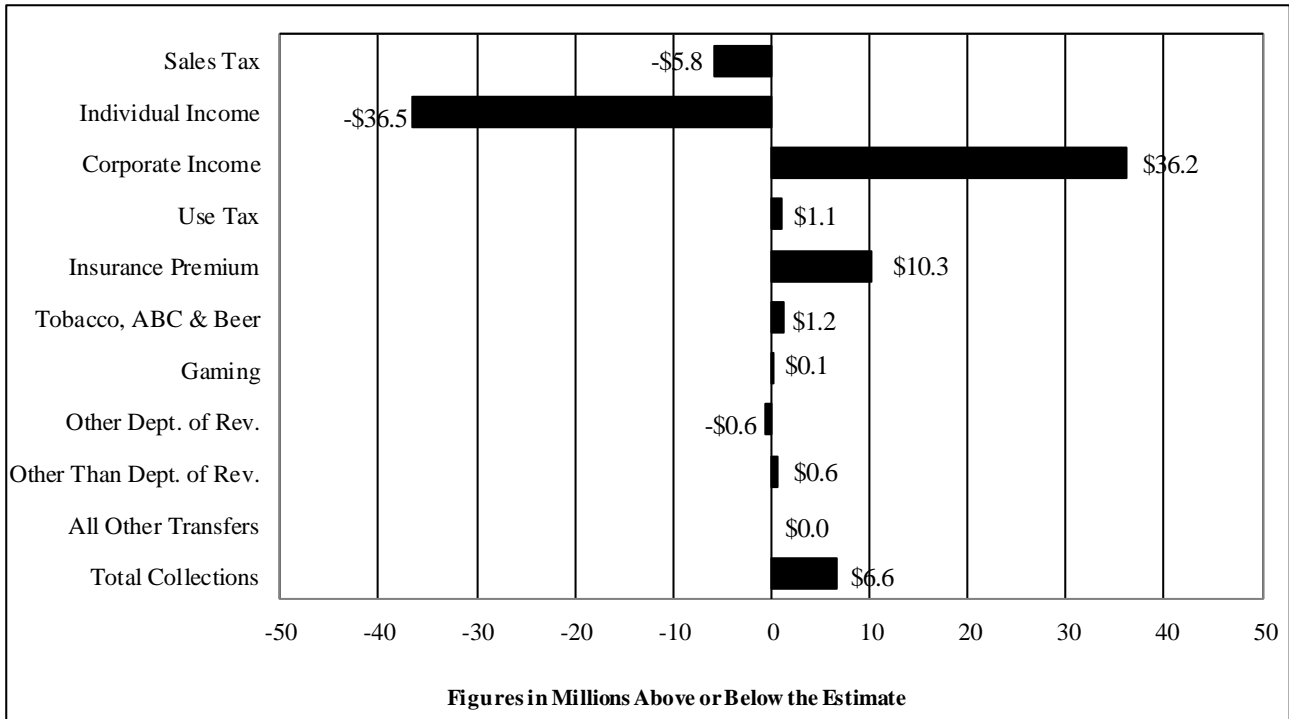
FY 2014 THROUGH MARCH YEAR-TO-DATE VS SINE DIE ESTIMATE \$214,491,474

FY 2014 revenues to the General Fund from all sources through March are \$214,491,474 above the sine die estimate. Department of Revenue collections are above the estimate by \$142,313,215, Other Than Department of Revenue collections are above the estimate by \$1,892,282 and All Other Transfers were \$70,285,977. The major revenue sources are over or under the YTD sine die estimate by the amounts shown below:



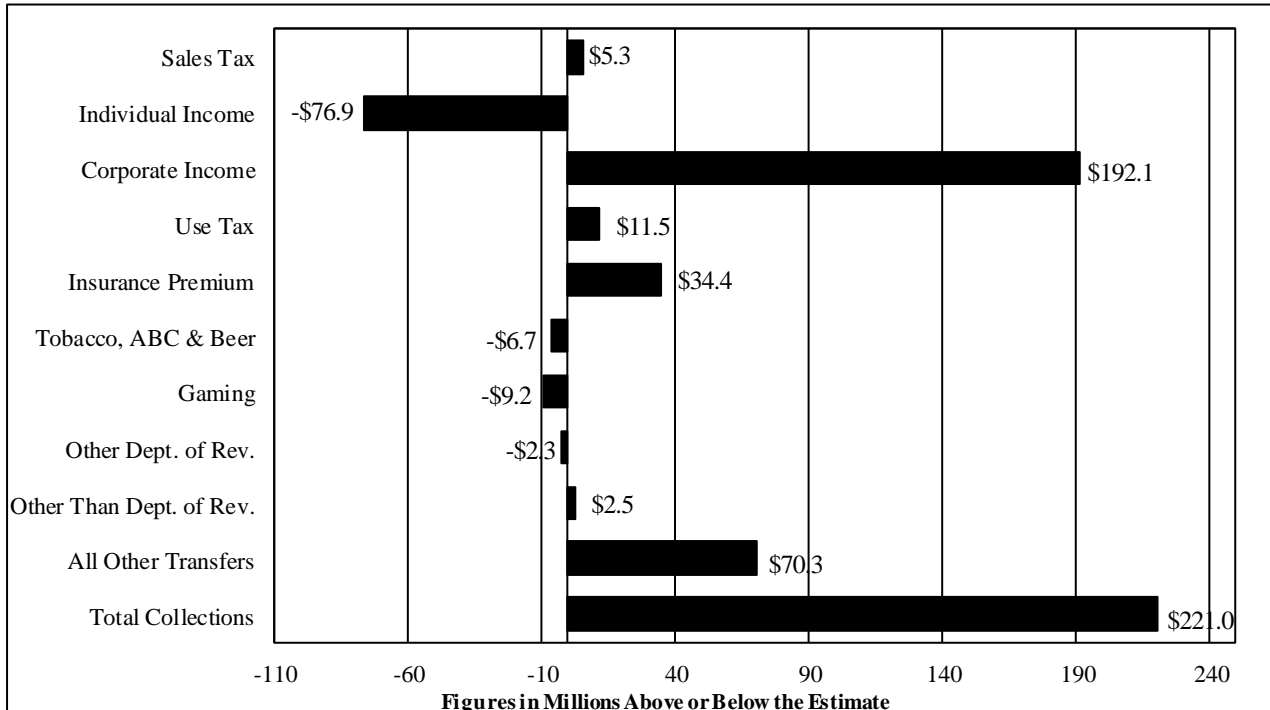
FY 2014 MONTH OF APRIL VS SINE DIE ESTIMATE \$6,557,634

Total collections for April FY 2014 were \$6,557,634 above the sine die estimate. Department of Revenue sources were \$5,951,889 above the estimate and Other Than Department of Revenue collections were above the estimate by \$605,746. The major revenue sources were above or below the estimate in April as shown below:



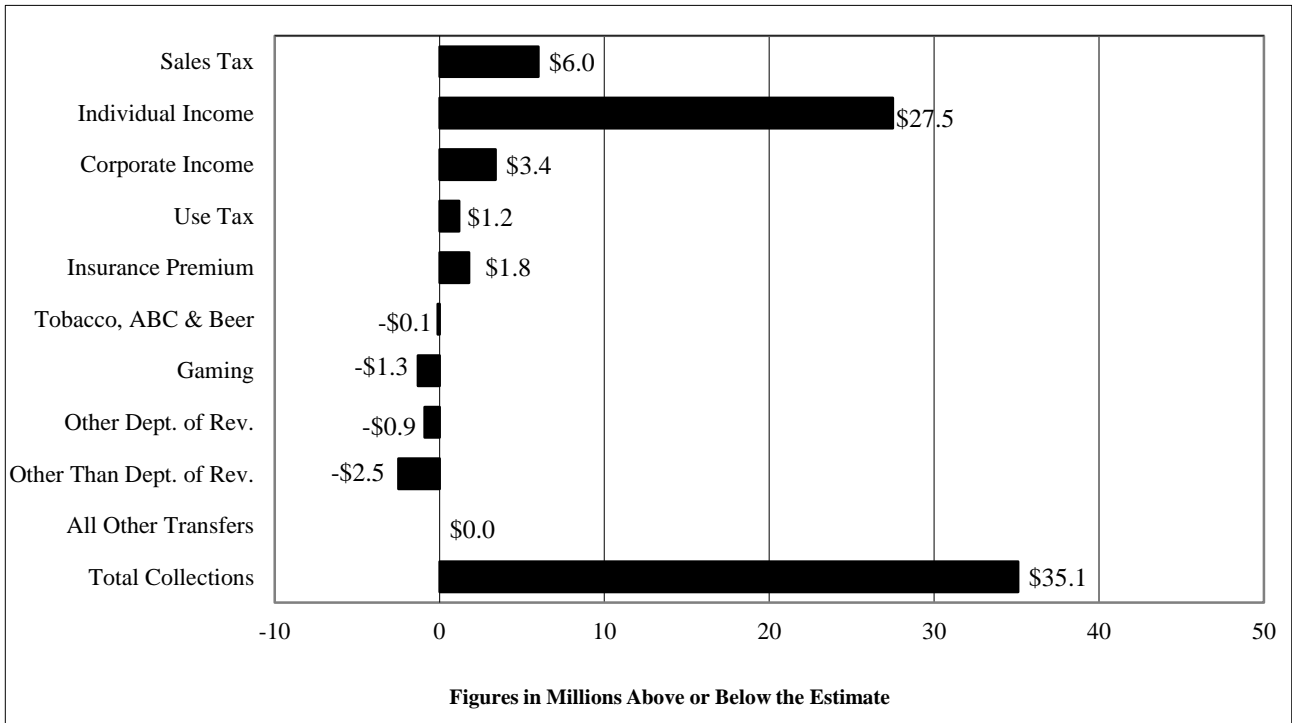
FY 2014 THROUGH APRIL YEAR-TO-DATE VS SINE DIE ESTIMATE \$221,049,108

FY 2014 revenues to the General Fund from all sources through April are \$221,049,108 above the sine die estimate. Department of Revenue collections are above the estimate by \$148,265,104, Other Than Department of Revenue collections are above the estimate by \$2,498,028 and All Other Transfers were \$70,285,977. The major revenue sources are over or under the YTD sine die estimate by the amounts shown below:



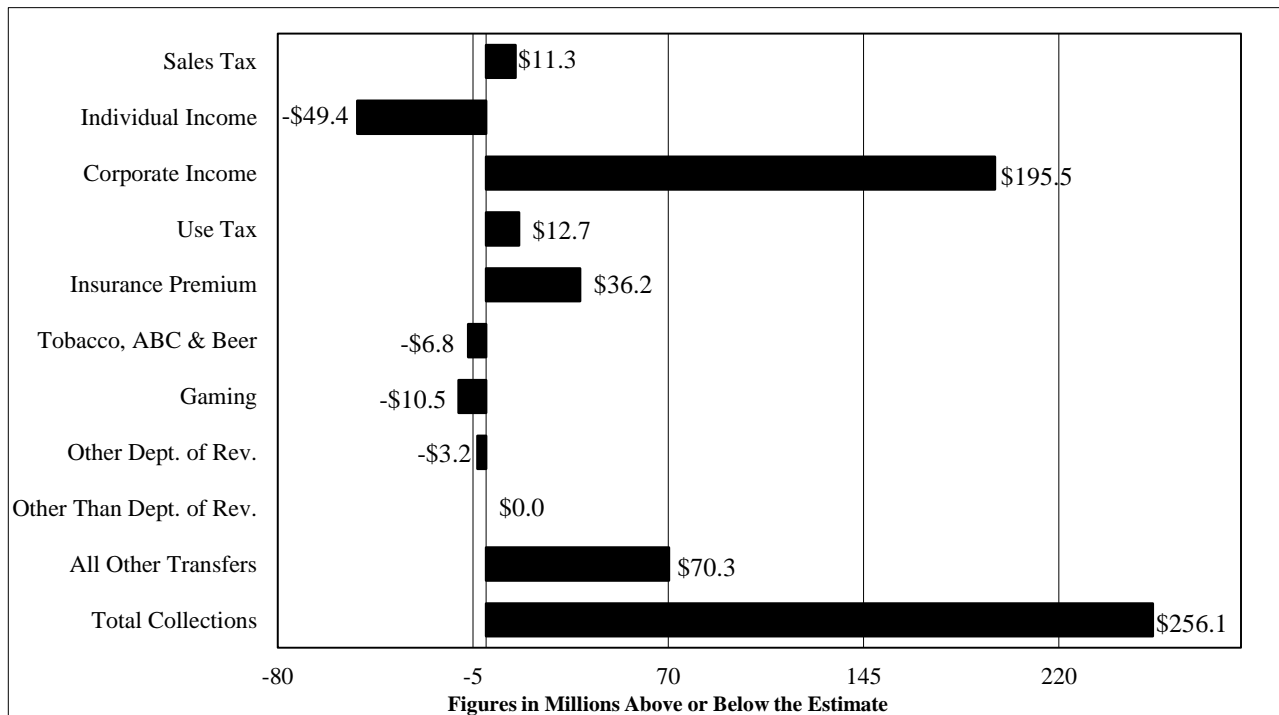
FY 2014 MONTH OF MAY VS SINE DIE ESTIMATE \$35,060,501

Total collections for May FY 2014 were \$35,060,501 above the sine die estimate. Department of Revenue sources were \$37,537,419 above the estimate and Other Than Department of Revenue collections were below the estimate by (\$2,476,918). The major revenue sources were above or below the estimate in May as shown below:



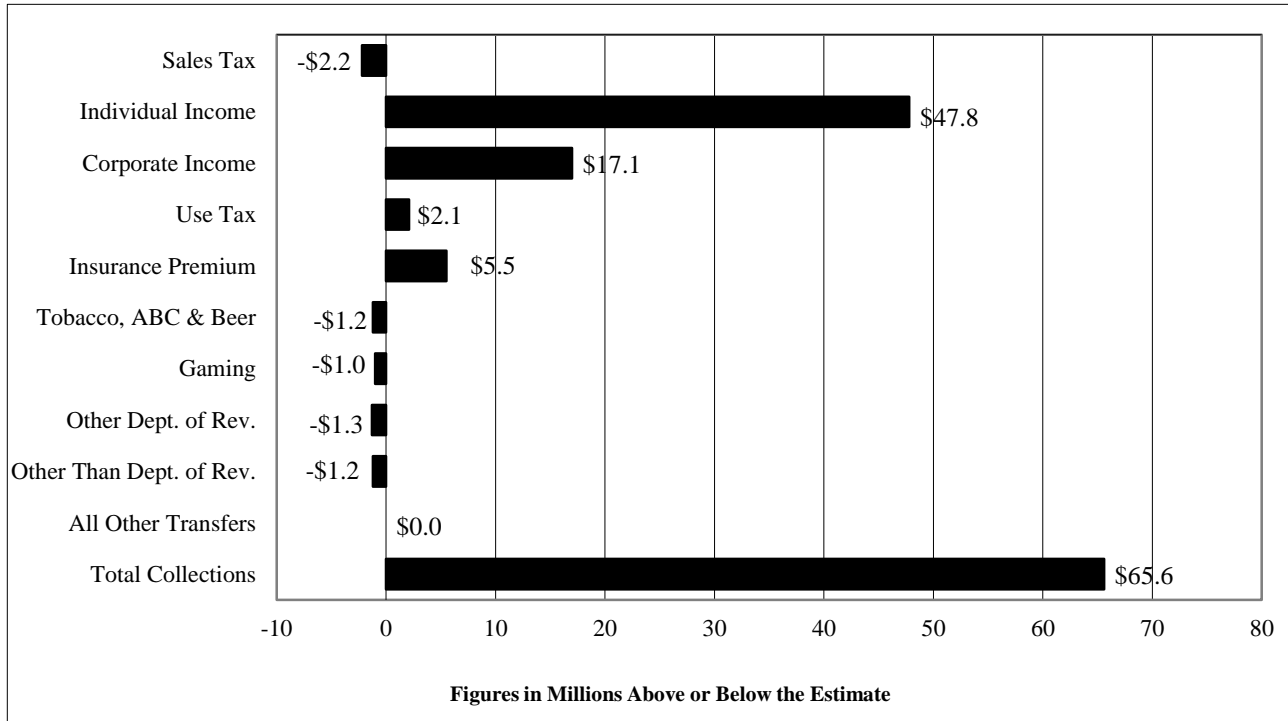
FY 2014 THROUGH MAY YEAR-TO-DATE VS SINE DIE ESTIMATE \$256,109,609

FY 2014 revenues to the General Fund from all sources through May are \$256,109,609 above the sine die estimate. Department of Revenue collections are above the estimate by \$185,802,522, Other Than Department of Revenue collections are above the estimate by \$21,110 and All Other Transfers were \$70,285,977. The major revenue sources are over or under the YTD sine die estimate by the amounts shown below:



FY 2014 MONTH OF JUNE VS SINE DIE ESTIMATE \$65,627,366

Total collections for June FY 2014 were \$65,627,366 above the sine die estimate. Department of Revenue sources were \$66,828,921 above the estimate and Other Than Department of Revenue collections were below the estimate by (\$1,201,555). The major revenue sources were above or below the estimate in June as shown below:



FY 2014 THROUGH JUNE YEAR-TO-DATE VS SINE DIE ESTIMATE \$321,736,974

FY 2014 revenues to the General Fund from all sources through June are \$321,736,974 above the sine die estimate. Department of Revenue collections are above the estimate by \$252,631,446, Other Than Department of Revenue collections are below the estimate by (\$1,180,449) and All Other Transfers were \$70,285,977. The major revenue sources are over or under the YTD sine die estimate by the amounts shown below:

