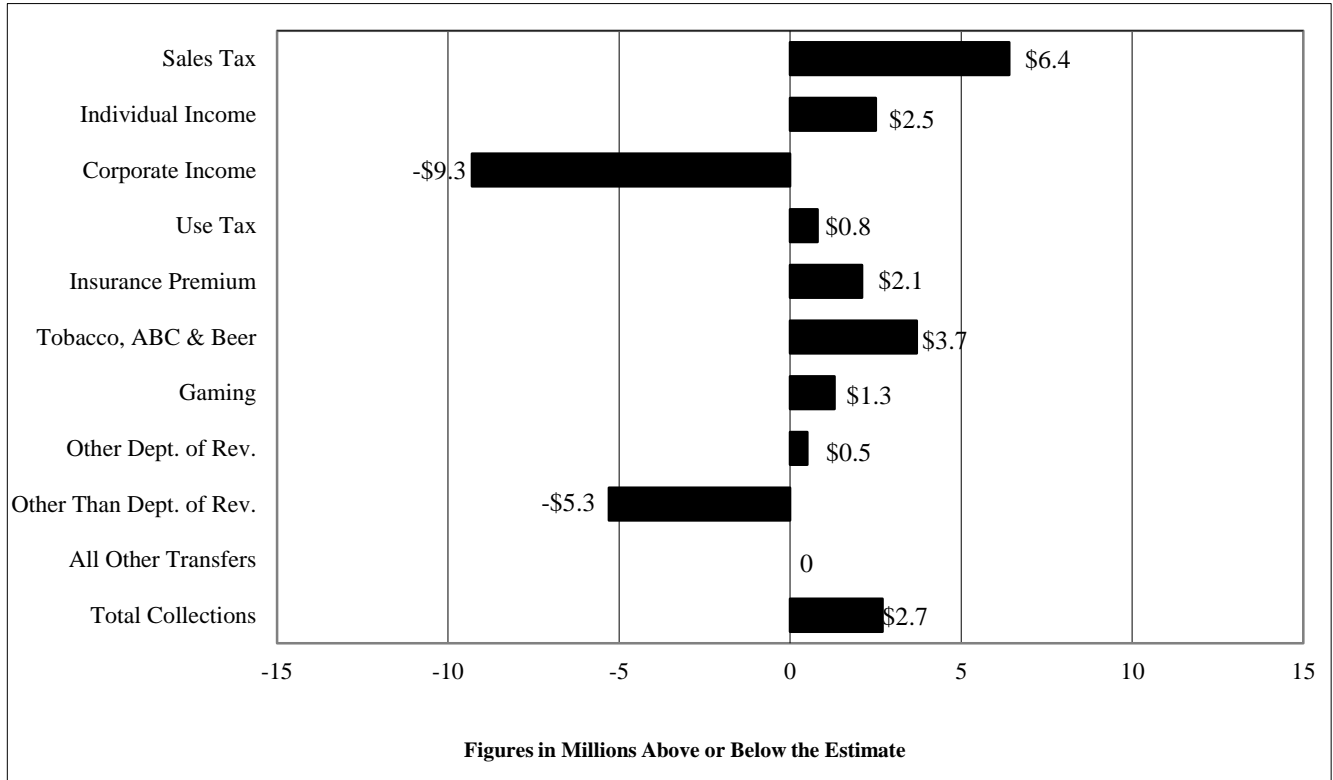


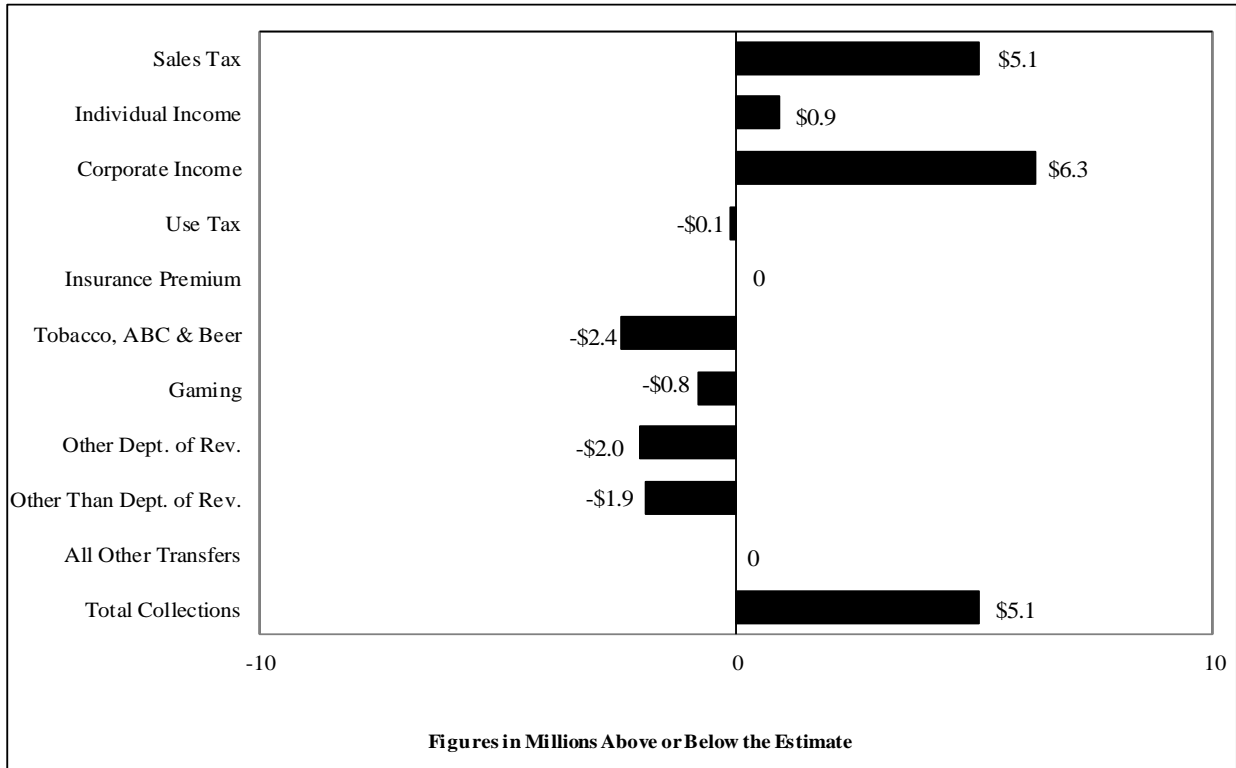
FY 2015 MONTH OF JULY VS SINE DIE ESTIMATE \$2,656,620

Total collections for July FY 2015 were \$2,656,620 above the sine die estimate. Department of Revenue sources were \$7,969,732 above the estimate and Other Than Department of Revenue collections were below the estimate by (\$5,313,113). The major revenue sources were above or below the estimate in July as shown below:



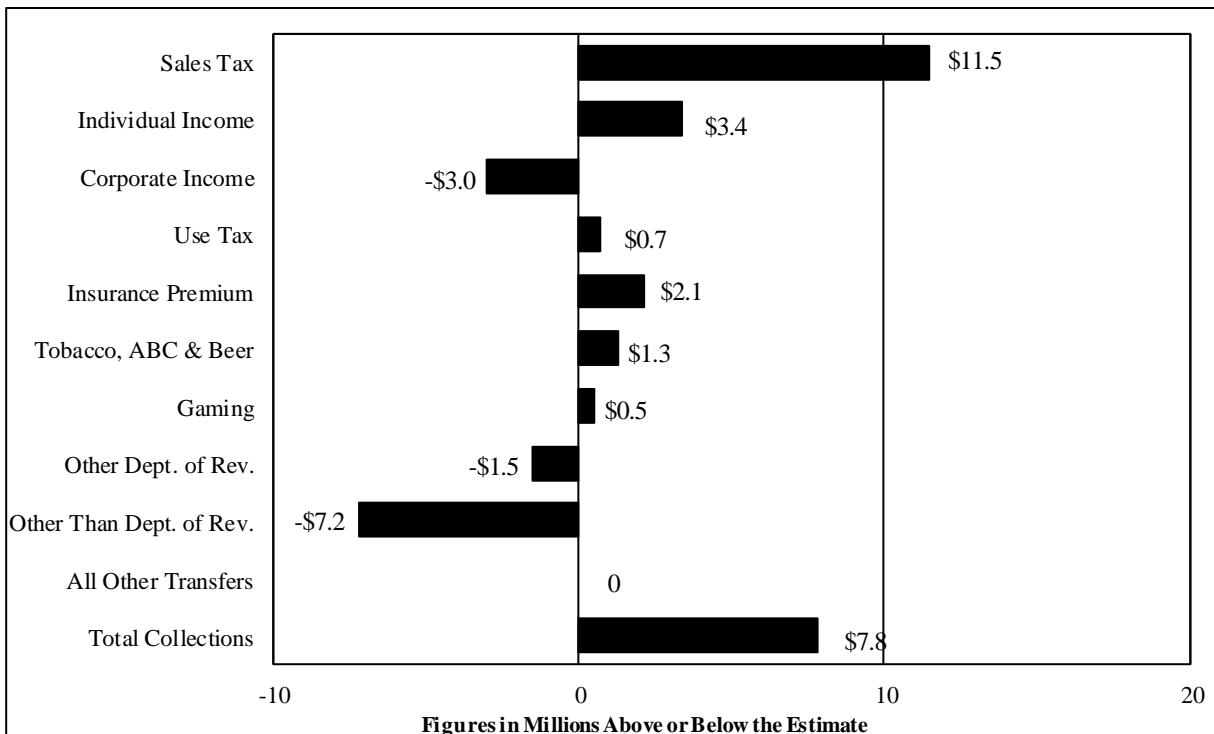
FY 2015 MONTH OF AUGUST VS SINE DIE ESTIMATE \$5,115,699

Total collections for August FY 2015 were \$5,115,699 above the sine die estimate. Department of Revenue sources were \$7,033,453 above the estimate and Other Than Department of Revenue collections were below the estimate by (\$1,917,754). The major revenue sources were above or below the estimate in August as shown below:



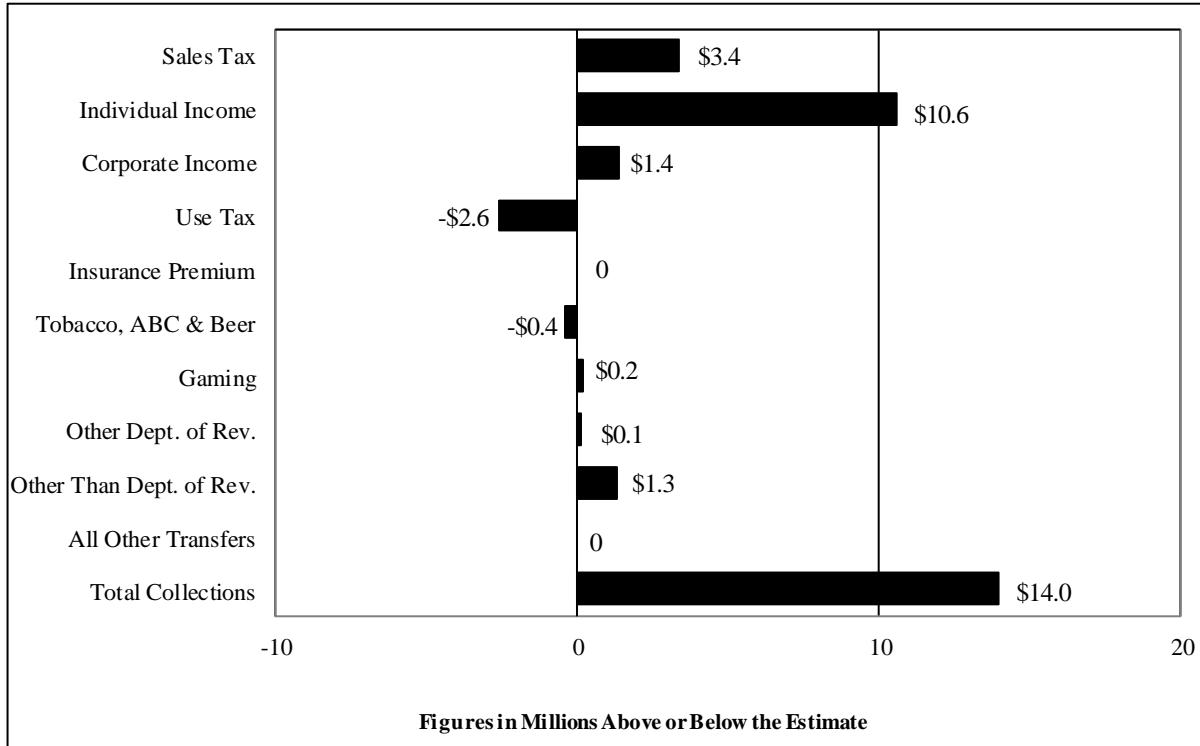
FY 2015 THROUGH AUGUST YEAR-TO-DATE VS SINE DIE ESTIMATE \$7,772,318

FY 2015 revenues to the General Fund from all sources through August were \$7,772,318 above the sine die estimate. Department of Revenue collections were above the estimate by \$15,003,185 and Other Than Department of Revenue collections were below the estimate by (\$7,230,867). The major revenue sources are over or under the YTD sine die estimate by the amounts shown below:



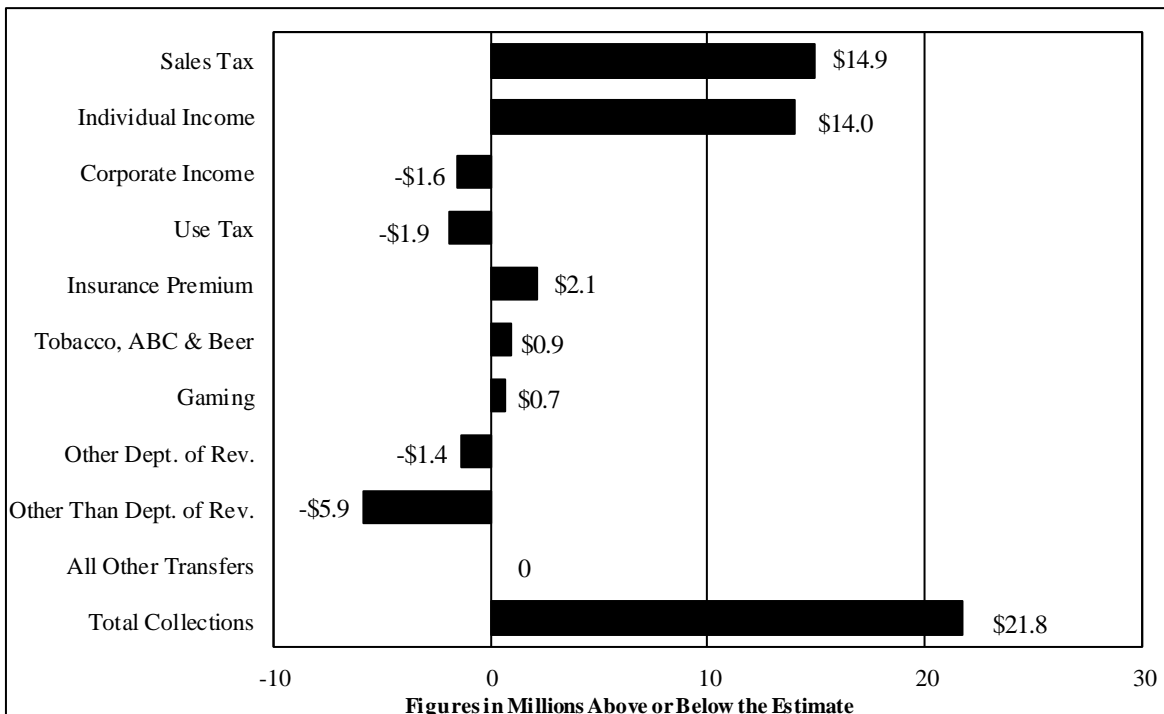
FY 2015 MONTH OF SEPTEMBER VS SINE DIE ESTIMATE \$13,980,896

Total collections for September FY 2015 were \$13,980,896 above the sine die estimate. Department of Revenue sources were \$12,635,953 above the estimate and Other Than Department of Revenue collections were above the estimate by \$1,344,943. The major revenue sources were above or below the estimate in September as shown below:



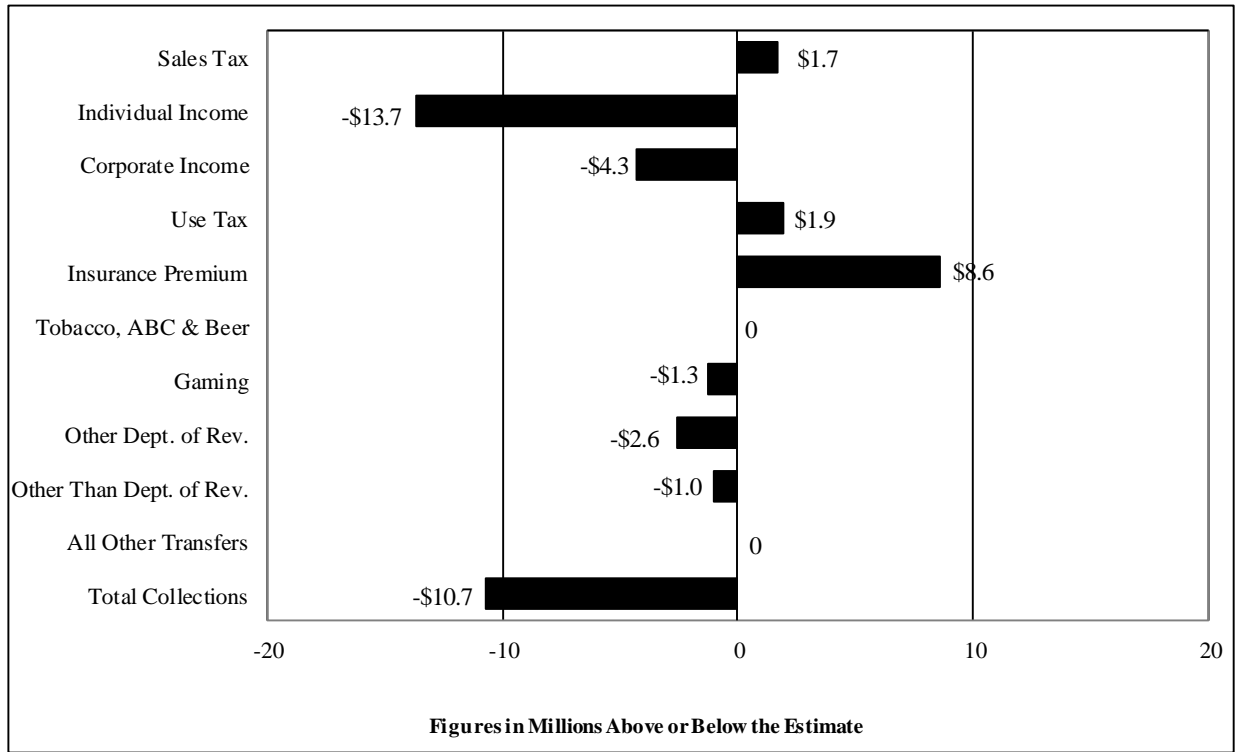
FY 2015 THROUGH SEPTEMBER YEAR-TO-DATE VS SINE DIE ESTIMATE \$21,753,217

FY 2015 revenues to the General Fund from all sources through September were \$21,753,217 above the sine die estimate. Department of Revenue collections were above the estimate by \$27,639,140 and Other Than Department of Revenue collections were below the estimate by (\$5,885,923). The major revenue sources are over or under the YTD sine die estimate by the amounts shown below:



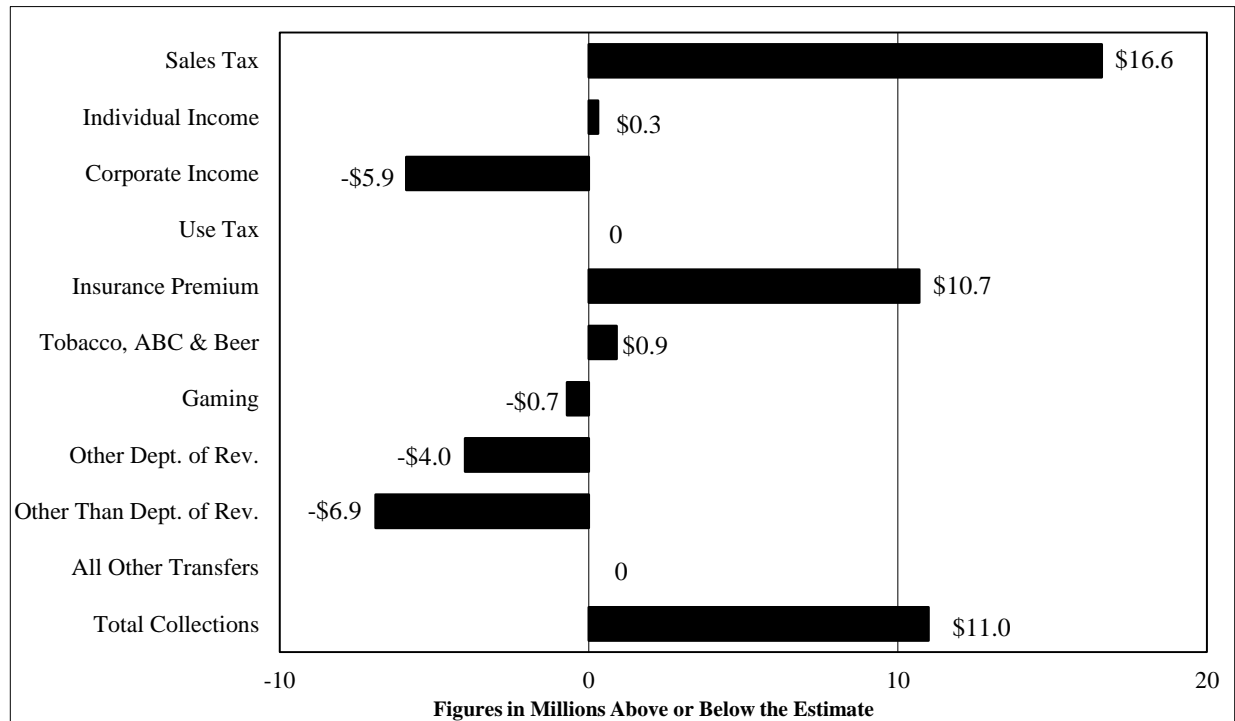
FY 2015 MONTH OF OCTOBER VS SINE DIE ESTIMATE (\$10,722,244)

Total collections for October FY 2015 were (\$10,722,244) below the sine die estimate. Department of Revenue sources were (\$9,712,188) below the estimate and Other Than Department of Revenue collections were below the estimate by (\$1,010,056). The major revenue sources were above or below the estimate in October as shown below:



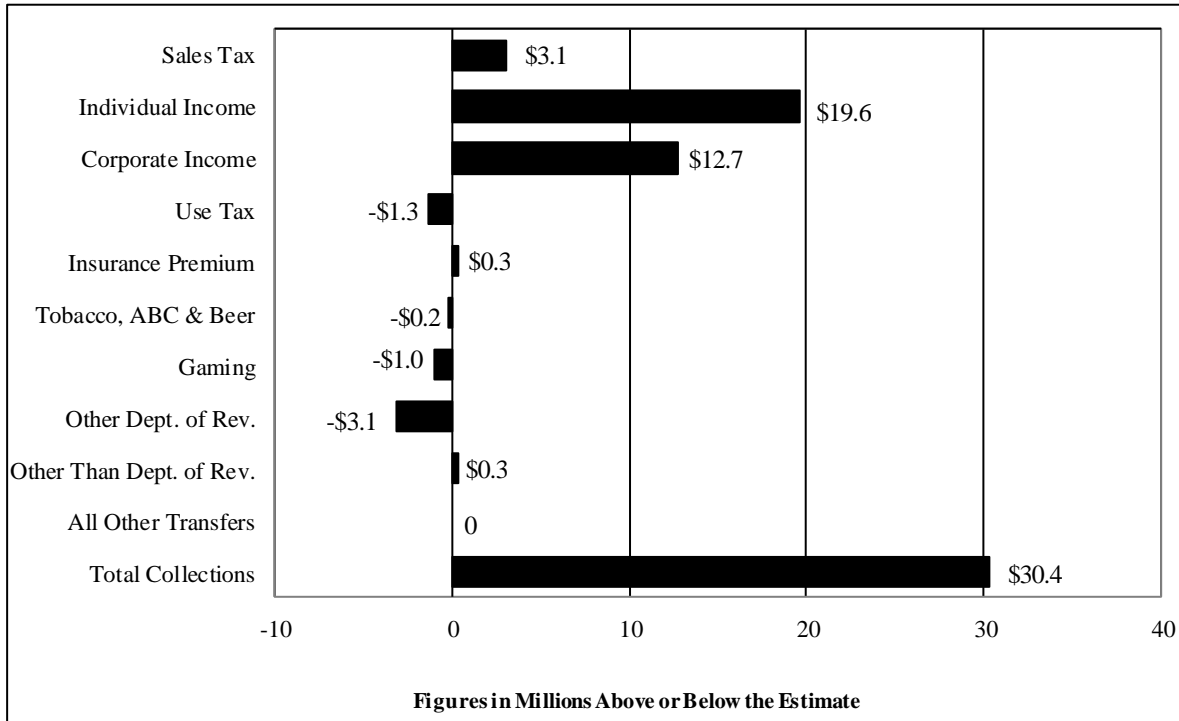
FY 2015 THROUGH OCTOBER YEAR-TO-DATE VS SINE DIE ESTIMATE \$11,030,975

FY 2015 revenues to the General Fund from all sources through October were \$11,030,975 above the sine die estimate. Department of Revenue collections were above the estimate by \$17,926,954 and Other Than Department of Revenue collections were below the estimate by (\$6,895,979). The major revenue sources are over or under the YTD sine die estimate by the amounts shown below:



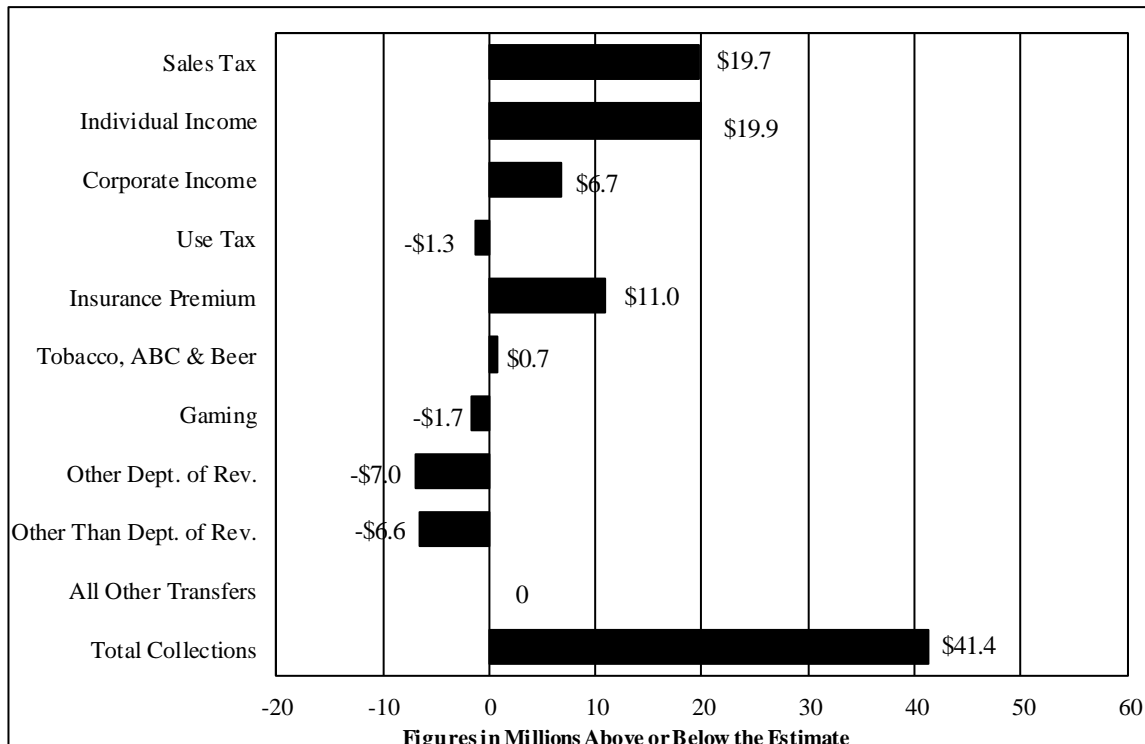
FY 2015 MONTH OF NOVEMBER VS SINE DIE ESTIMATE \$30,414,178

Total collections for November FY 2015 were \$30,414,178 above the sine die estimate. Department of Revenue sources were \$30,119,483 above the estimate and Other Than Department of Revenue collections were above the estimate by \$294,695. The major revenue sources were above or below the estimate in November as shown below:



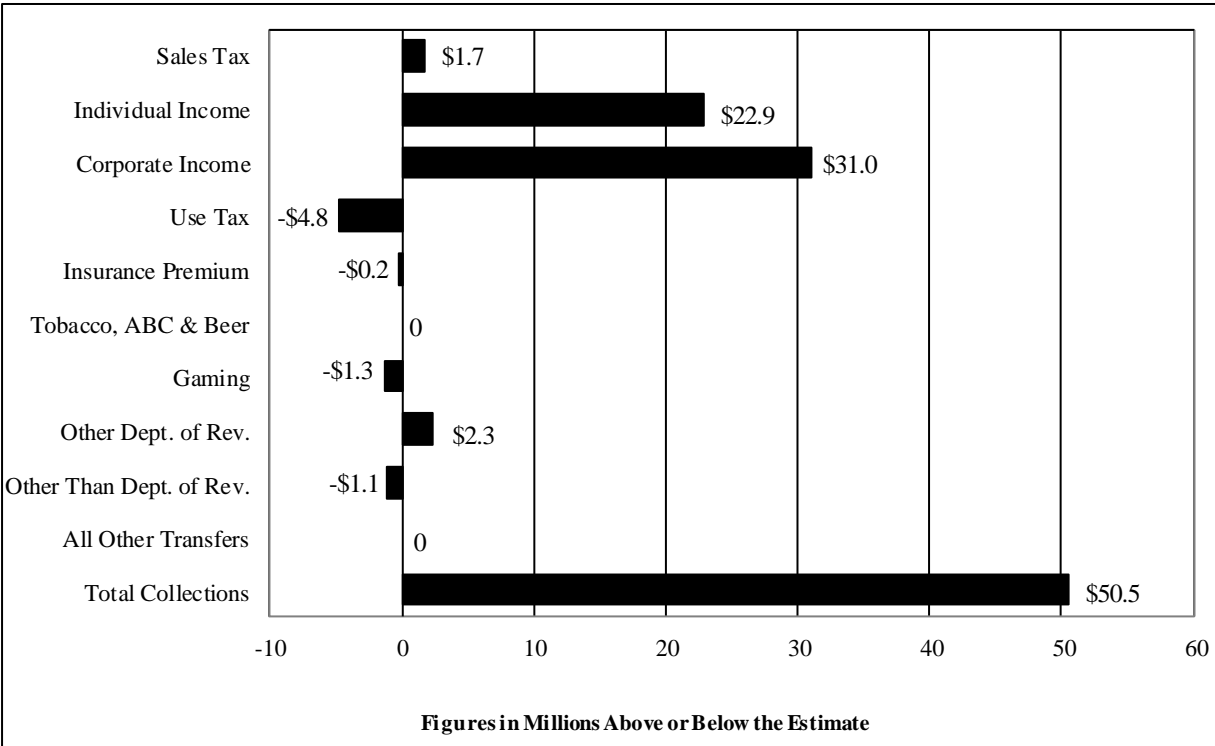
FY 2015 THROUGH NOVEMBER YEAR-TO-DATE VS SINE DIE ESTIMATE \$41,445,154

FY 2015 revenues to the General Fund from all sources through November were \$41,445,154 above the sine die estimate. Department of Revenue collections were above the estimate by \$48,046,438 and Other Than Department of Revenue collections were below the estimate by (\$6,601,284). The major revenue sources are over or under the YTD sine die estimate by the amounts shown below:



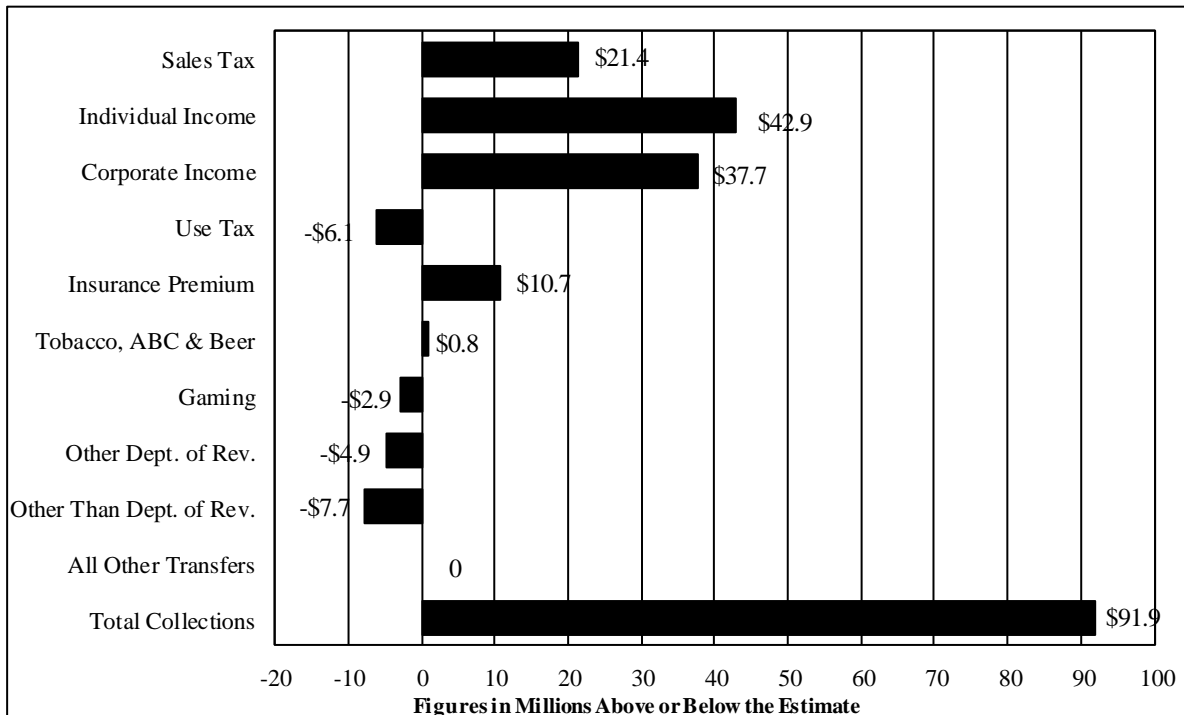
FY 2015 MONTH OF DECEMBER VS SINE DIE ESTIMATE \$50,501,313

Total collections for December FY 2015 were \$50,501,313 above the sine die estimate. Department of Revenue sources were \$51,579,746 above the estimate and Other Than Department of Revenue collections were below the estimate by (\$1,078,433). The major revenue sources were above or below the estimate in December as shown below:



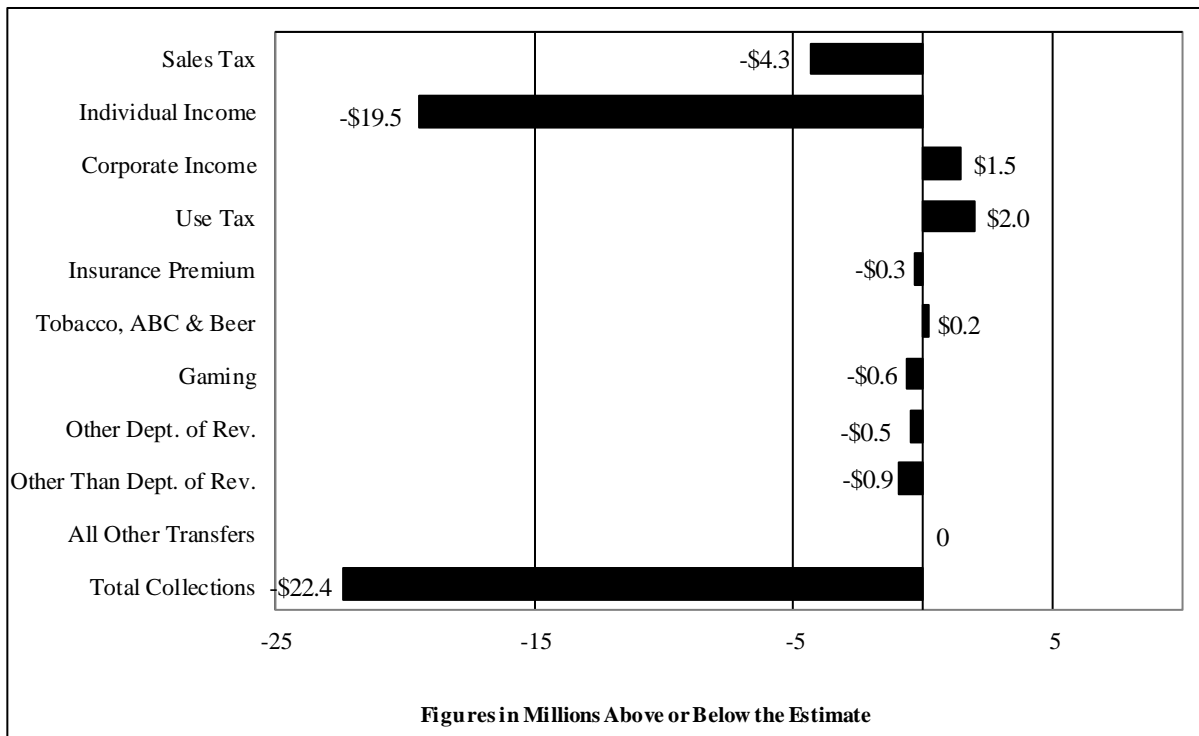
FY 2015 THROUGH DECEMBER YEAR-TO-DATE VS SINE DIE ESTIMATE \$91,946,467

FY 2015 revenues to the General Fund from all sources through December were \$91,946,467 above the sine die estimate. Department of Revenue collections were above the estimate by \$99,626,184 and Other Than Department of Revenue collections were below the estimate by (\$7,679,717). The major revenue sources are over or under the YTD sine die estimate by the amounts shown below:



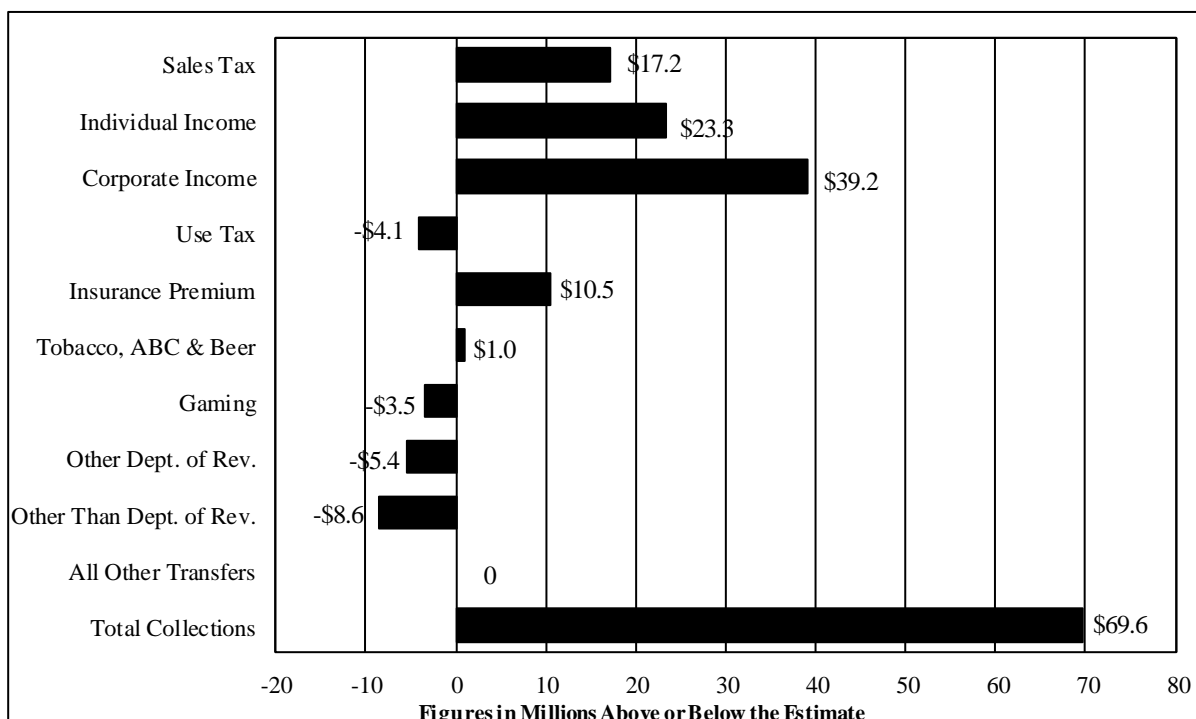
FY 2015 MONTH OF JANUARY VS SINE DIE ESTIMATE (\$22,386,399)

Total collections for January FY 2015 were (\$22,386,399) below the sine die estimate. Department of Revenue sources were (\$21,472,175) below the estimate and Other Than Department of Revenue collections were below the estimate by (\$914,224). The major revenue sources were above or below the estimate in January as shown below:



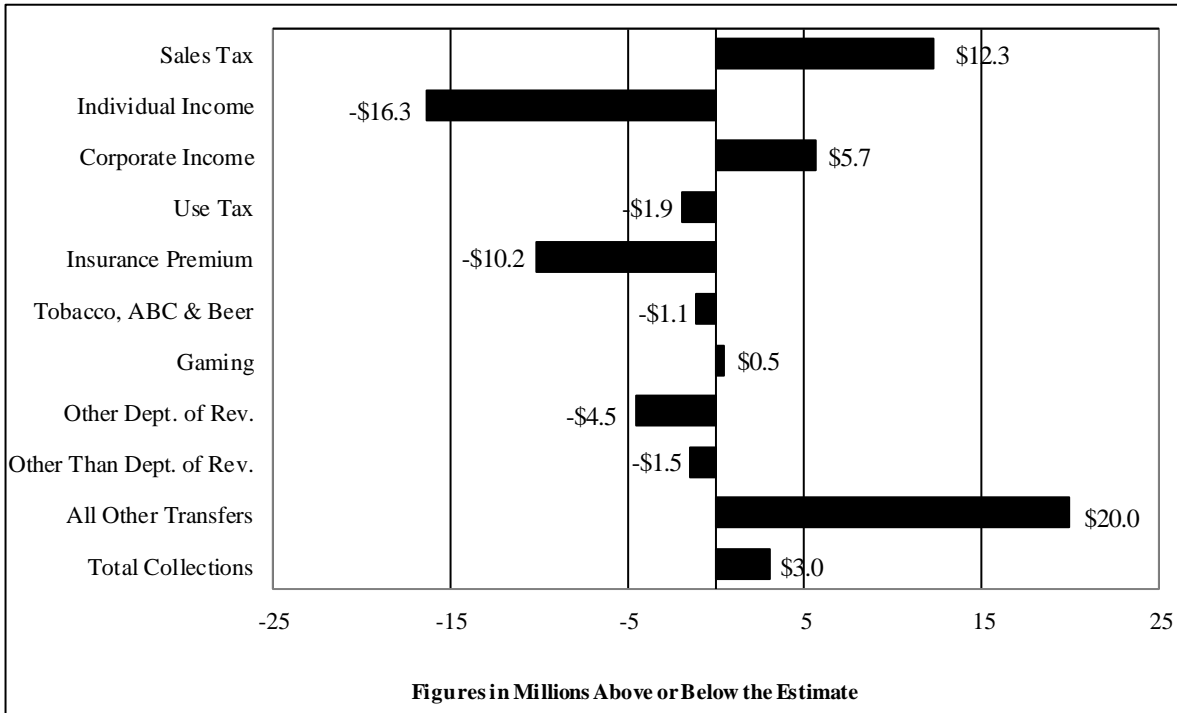
FY 2015 THROUGH JANUARY YEAR-TO-DATE VS SINE DIE ESTIMATE \$69,560,068

FY 2015 revenues to the General Fund from all sources through January were \$69,560,068 above the sine die estimate. Department of Revenue collections were above the estimate by \$78,154,009 and Other Than Department of Revenue collections were below the estimate by (\$8,593,941). The major revenue sources are over or under the YTD sine die estimate by the amounts shown below:



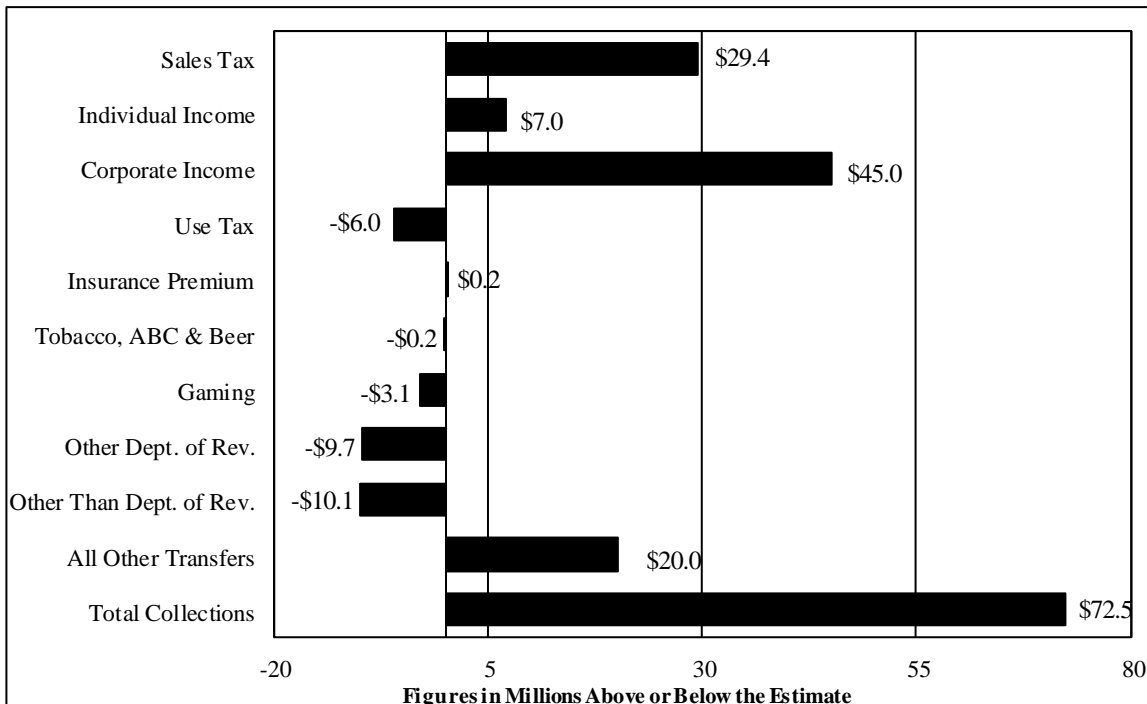
FY 2015 MONTH OF FEBRUARY VS SINE DIE ESTIMATE \$2,958,364

Total collections for February FY 2015 were \$2,958,364 above the sine die estimate. Department of Revenue sources were (\$15,514,827) below the estimate, Other Than Department of Revenue collections were below the estimate by (\$1,526,809) and All Other Transfers were \$20,000,000. The major revenue sources were above or below the estimate in February as shown below:



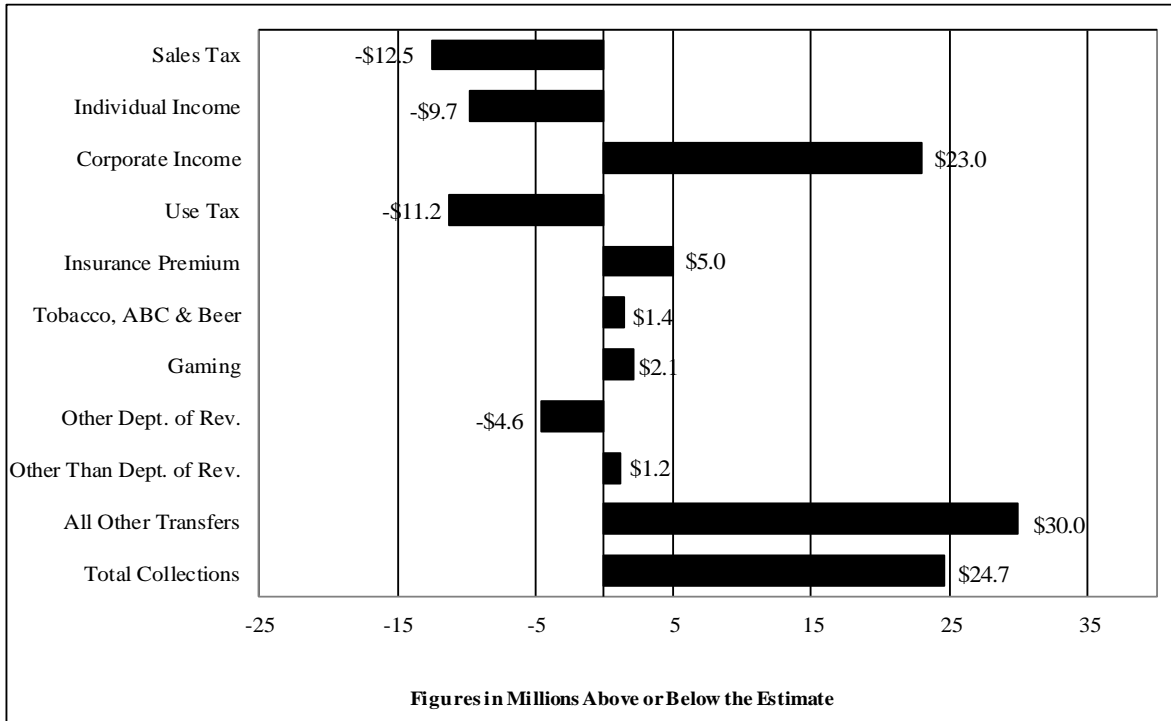
FY 2015 THROUGH FEBRUARY YEAR-TO-DATE VS SINE DIE ESTIMATE \$72,518,433

FY 2015 revenues to the General Fund from all sources through February were \$72,518,433 above the sine die estimate. Department of Revenue collections were above the estimate by \$62,639,182, Other Than Department of Revenue collections were below the estimate by (\$10,120,749) and All Other Transfers were \$20,000,000. The major revenue sources are over or under the YTD sine die estimate by the amounts shown below:



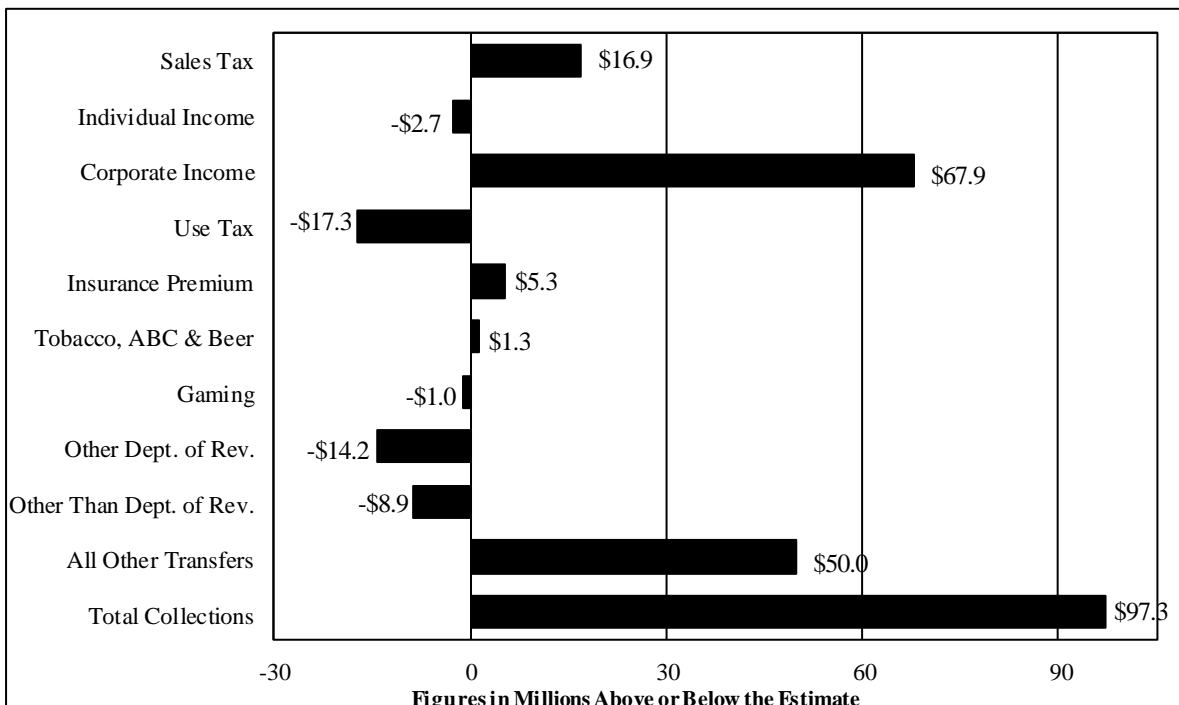
FY 2015 MONTH OF MARCH VS SINE DIE ESTIMATE \$24,740,535

Total collections for March FY 2015 were \$24,740,535 above the sine die estimate. Department of Revenue sources were (\$6,443,746) below the estimate, Other Than Department of Revenue collections were above the estimate by \$1,173,660 and All Other Transfers were \$30,010,621. The major revenue sources were above or below the estimate in March as shown below:



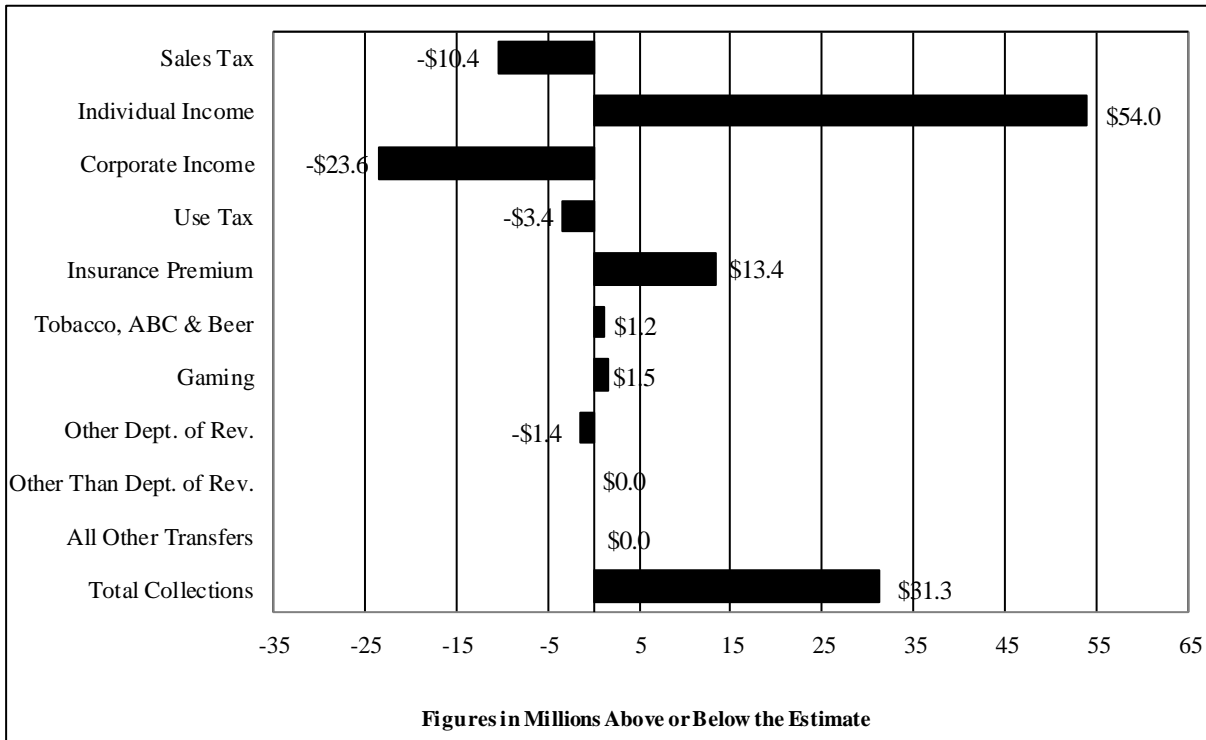
FY 2015 THROUGH MARCH YEAR-TO-DATE VS SINE DIE ESTIMATE \$97,258,968

FY 2015 revenues to the General Fund from all sources through March were \$97,258,968 above the sine die estimate. Department of Revenue collections were above the estimate by \$56,195,434, Other Than Department of Revenue collections were below the estimate by (\$8,947,088) and All Other Transfers were \$50,010,621. The major revenue sources are over or under the YTD sine die estimate by the amounts shown below:



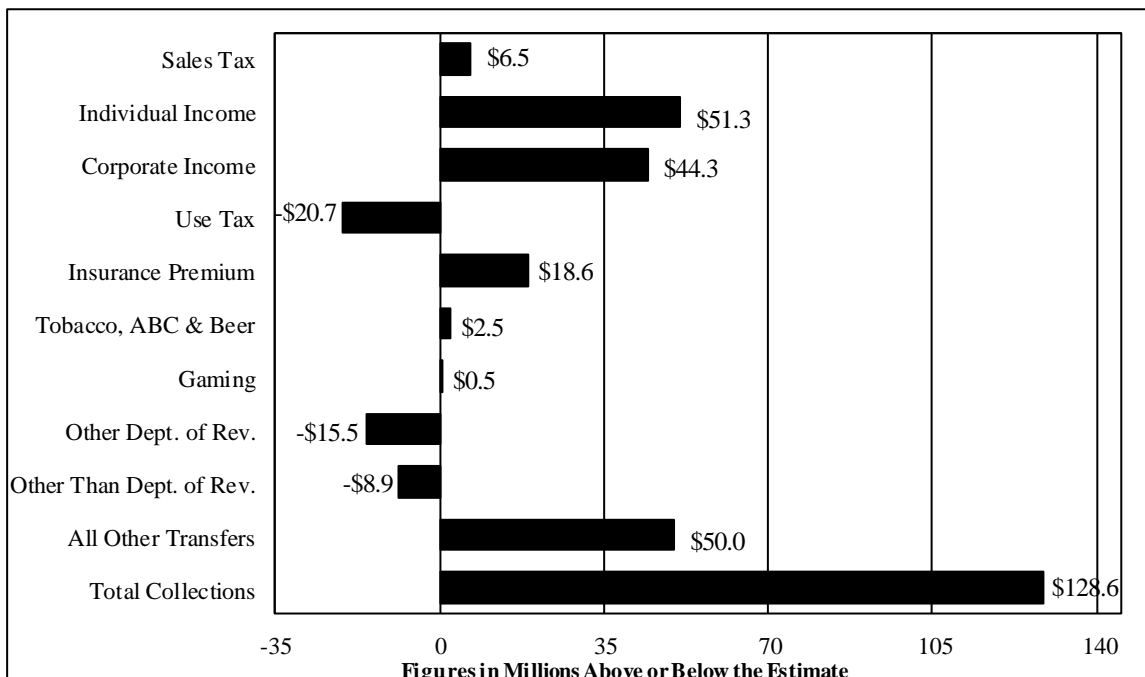
FY 2015 MONTH OF APRIL VS SINE DIE ESTIMATE \$31,327,071

Total collections for April FY 2015 were \$31,327,071 above the sine die estimate. Department of Revenue sources were \$31,324,548 above the estimate and Other Than Department of Revenue collections were above the estimate by \$2,523. The major revenue sources were above or below the estimate in April as shown below:



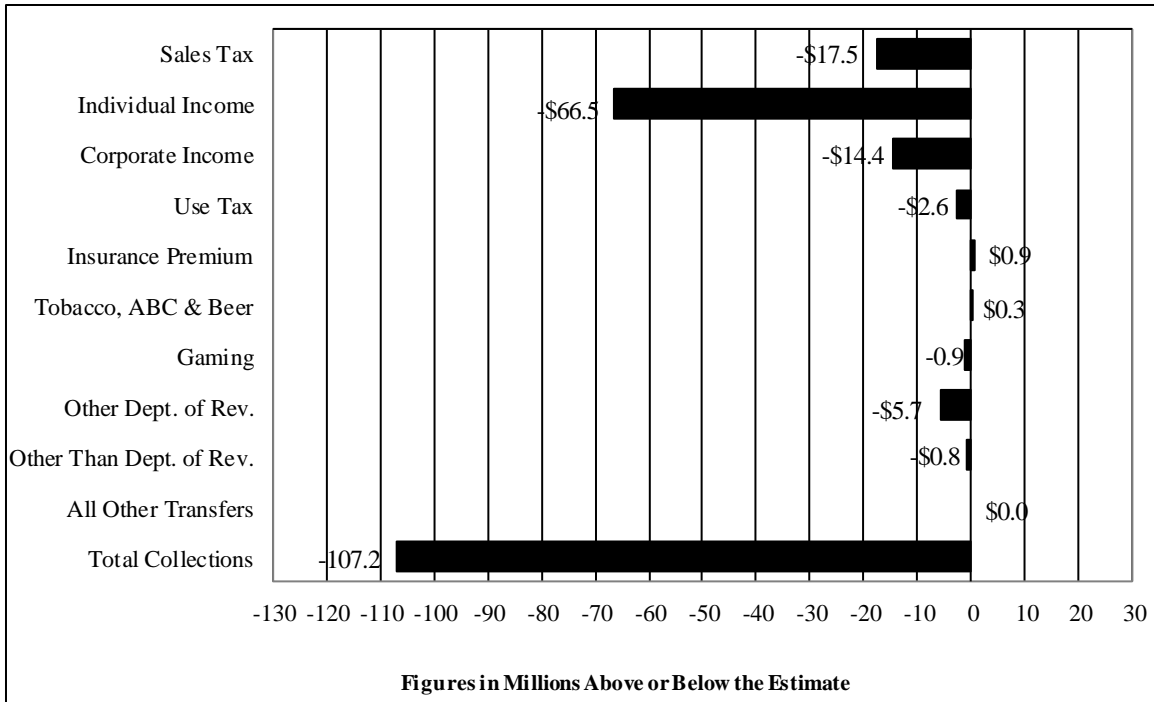
FY 2015 THROUGH APRIL YEAR-TO-DATE VS SINE DIE ESTIMATE \$128,586,041

FY 2015 revenues to the General Fund from all sources through April were \$128,586,041 above the sine die estimate. Department of Revenue collections were above the estimate by \$87,519,983, Other Than Department of Revenue collections were below the estimate by (\$8,944,563) and All Other Transfers were \$50,010,621. The major revenue sources are over or under the YTD sine die estimate by the amounts shown below:



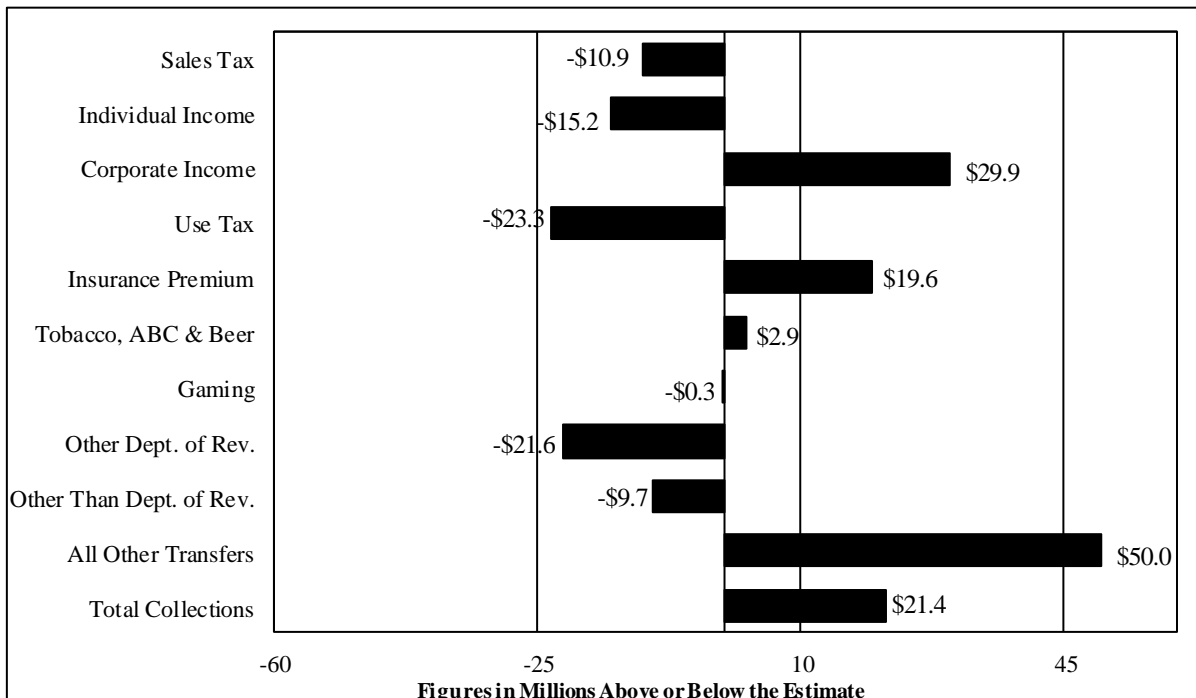
FY 2015 MONTH OF MAY VS SINE DIE ESTIMATE (\$107,218,763)

Total collections for May FY 2015 were (\$107,218,763) below the sine die estimate. Department of Revenue sources were (\$106,446,292) below the estimate and Other Than Department of Revenue collections were below the estimate by (\$772,470). The major revenue sources were above or below the estimate in May as shown below:



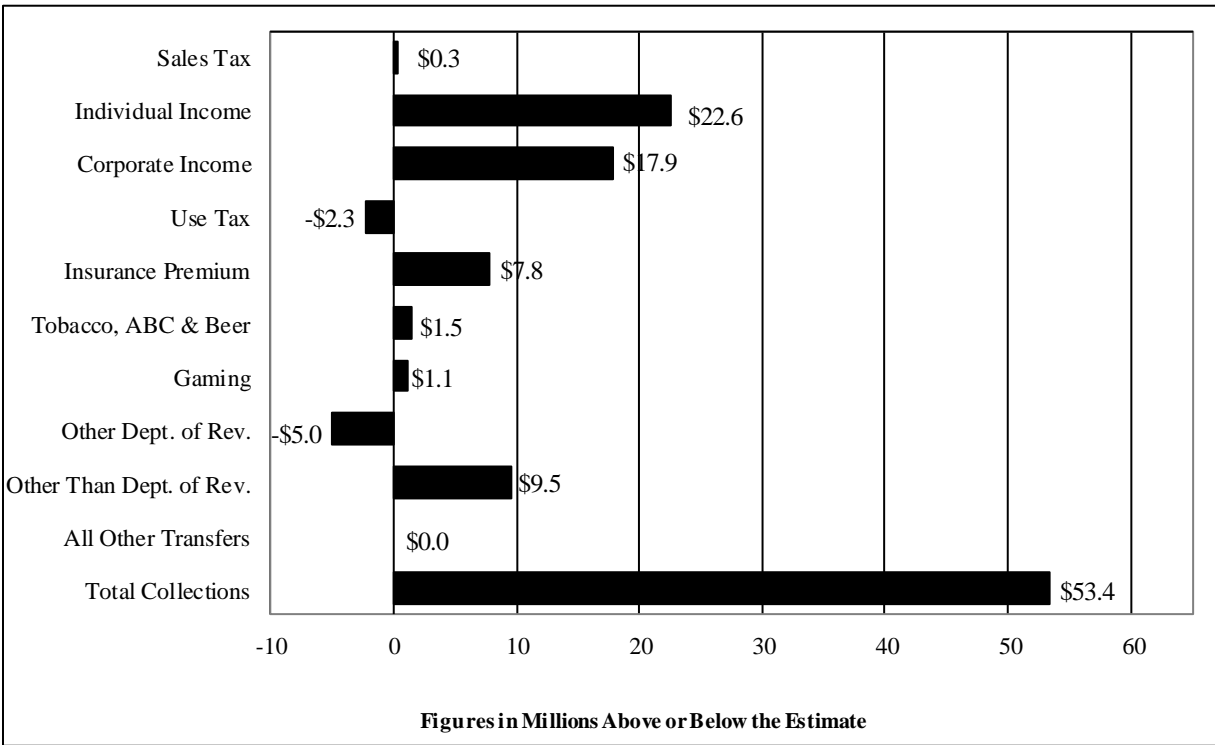
FY 2015 THROUGH MAY YEAR-TO-DATE VS SINE DIE ESTIMATE \$21,367,280

FY 2015 revenues to the General Fund from all sources through May were \$21,367,280 above the sine die estimate. Department of Revenue collections were below the estimate by (\$18,926,307), Other Than Department of Revenue collections were below the estimate by (\$9,717,034) and All Other Transfers were \$50,010,621. The major revenue sources are over or under the YTD sine die estimate by the amounts shown below:



FY 2015 MONTH OF JUNE VS SINE DIE ESTIMATE \$53,448,119

Total collections for June FY 2015 were \$53,448,119 above the sine die estimate. Department of Revenue sources were \$43,903,391 above the estimate and Other Than Department of Revenue collections were above the estimate by \$9,544,729. The major revenue sources were above or below the estimate in June as shown below:



FY 2015 THROUGH JUNE YEAR-TO-DATE VS SINE DIE ESTIMATE \$74,815,400

FY 2015 revenues to the General Fund from all sources through June were \$74,815,400 above the sine die estimate. Department of Revenue collections were above the estimate by \$24,977,084, Other Than Department of Revenue collections were below the estimate by (\$172,305) and All Other Transfers were \$50,010,621. The major revenue sources are over or under the YTD sine die estimate by the amounts shown below:

