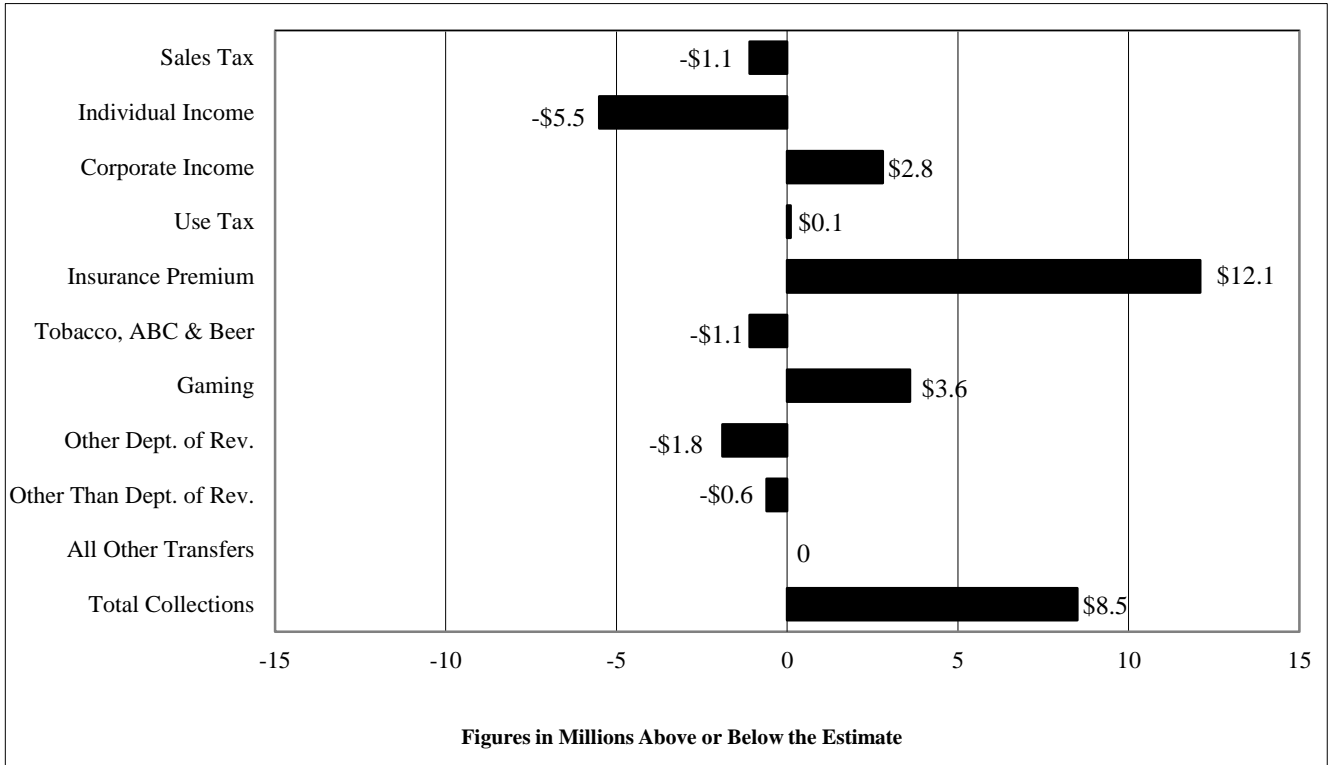


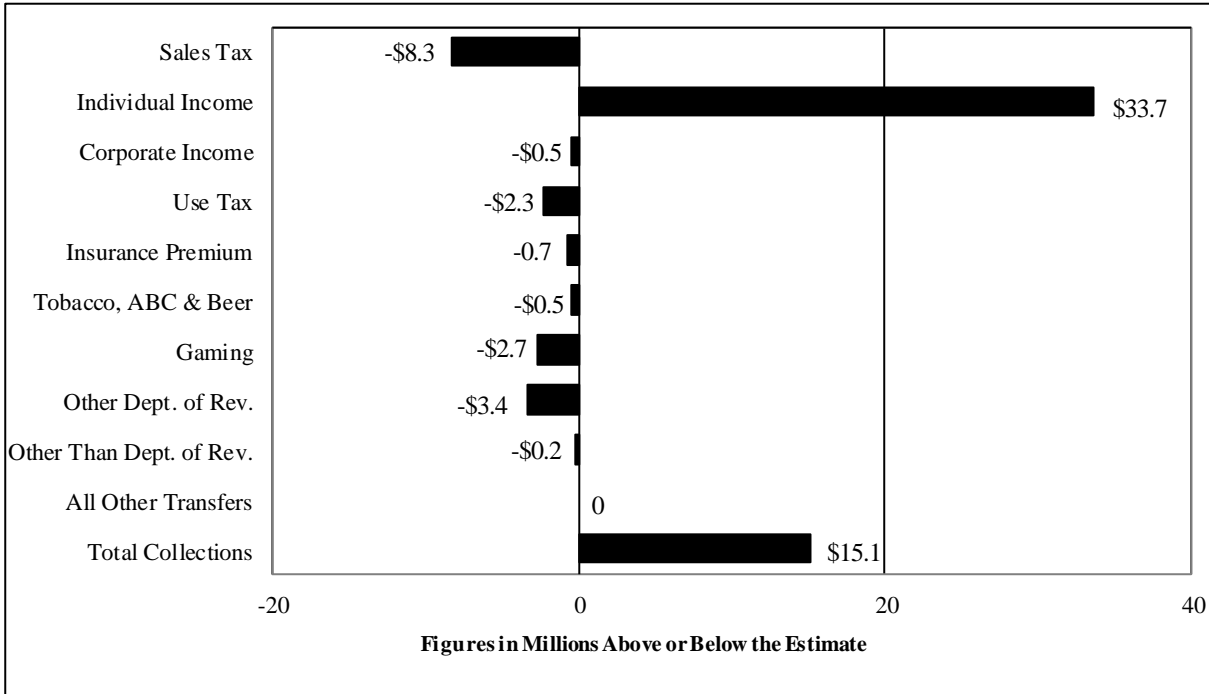
FY 2016 MONTH OF JULY VS SINE DIE ESTIMATE \$8,477,449

Total collections for July FY 2016 were \$8,477,449 above the sine die estimate. Department of Revenue sources were \$9,092,818 above the estimate and Other Than Department of Revenue collections were below the estimate by (\$615,370). The major revenue sources were above or below the estimate in July as shown below:



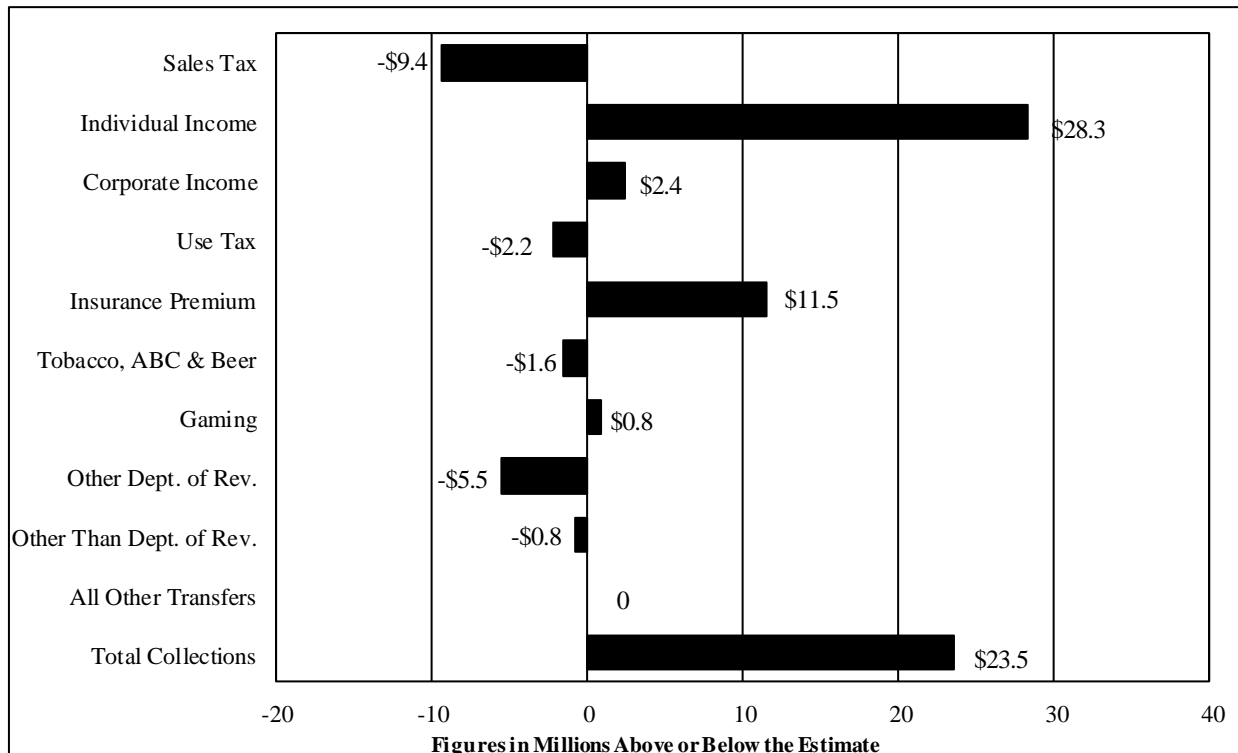
FY 2016 MONTH OF AUGUST VS SINE DIE ESTIMATE \$15,070,866

Total collections for August FY 2016 were \$15,070,866 above the sine die estimate. Department of Revenue sources were \$15,243,238 above the estimate and Other Than Department of Revenue collections were below the estimate by (\$172,371). The major revenue sources were above or below the estimate in August as shown below:



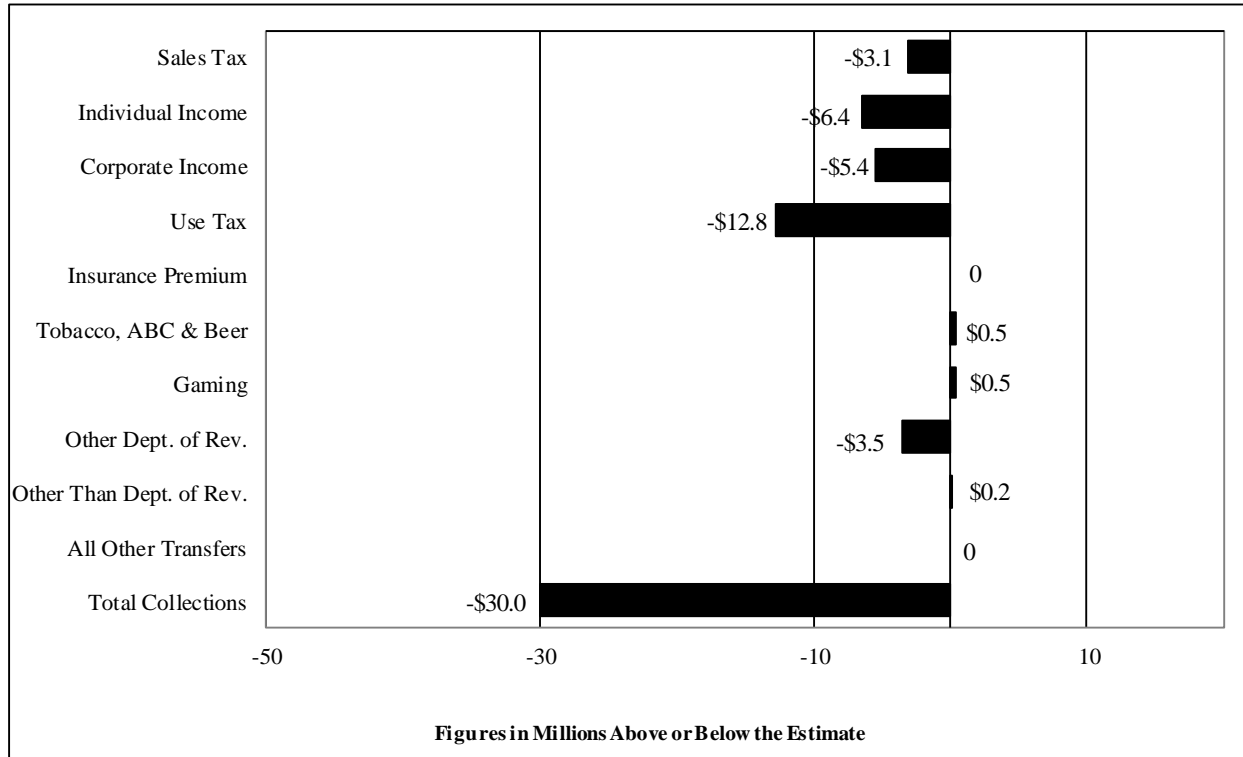
FY 2016 THROUGH AUGUST YEAR-TO-DATE VS SINE DIE ESTIMATE \$23,548,316

FY 2016 revenues to the General Fund from all sources through August were \$23,548,316 above the sine die estimate. Department of Revenue collections were above the estimate by \$24,336,057 and Other Than Department of Revenue collections were below the estimate by (\$787,740). The major revenue sources are over or under the YTD sine die estimate by the amounts shown below:



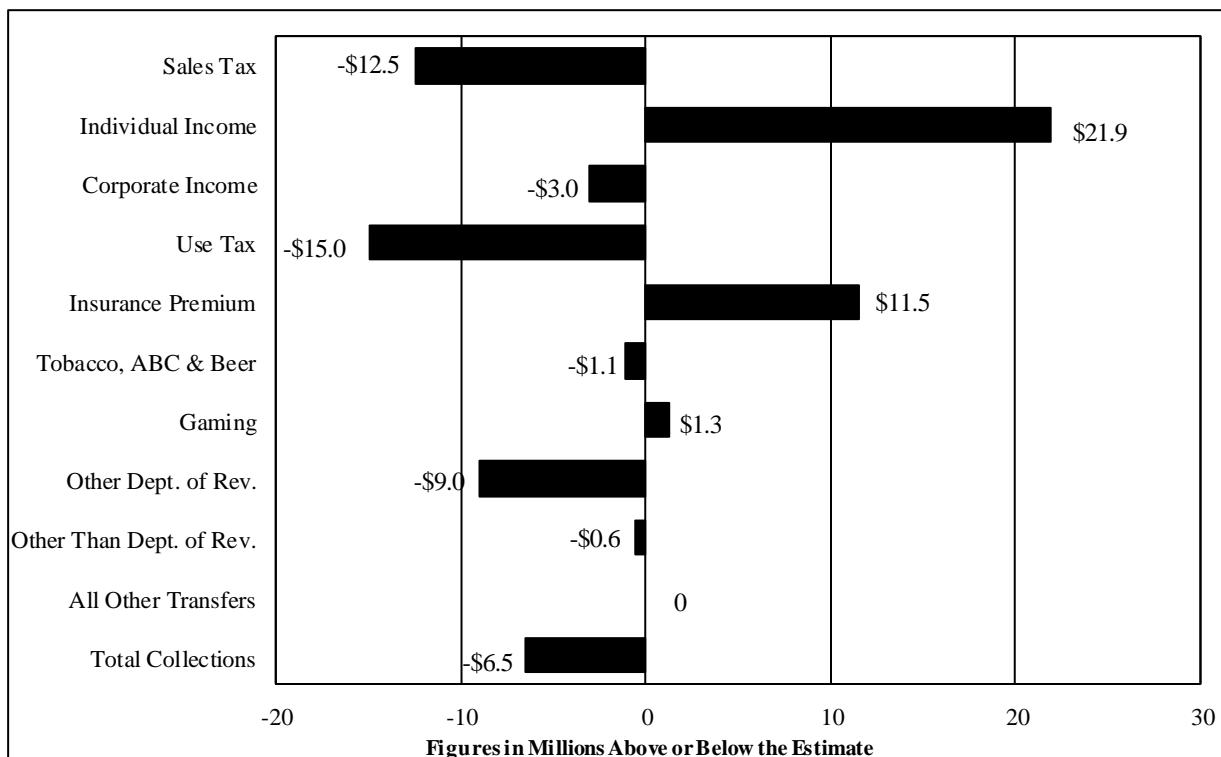
FY 2016 MONTH OF SEPTEMBER VS SINE DIE ESTIMATE (\$30,016,135)

Total collections for September FY 2016 were (\$30,016,135) below the sine die estimate. Department of Revenue sources were (\$30,172,770) below the estimate and Other Than Department of Revenue collections were above the estimate by \$156,636. The major revenue sources were above or below the estimate in September as shown below:



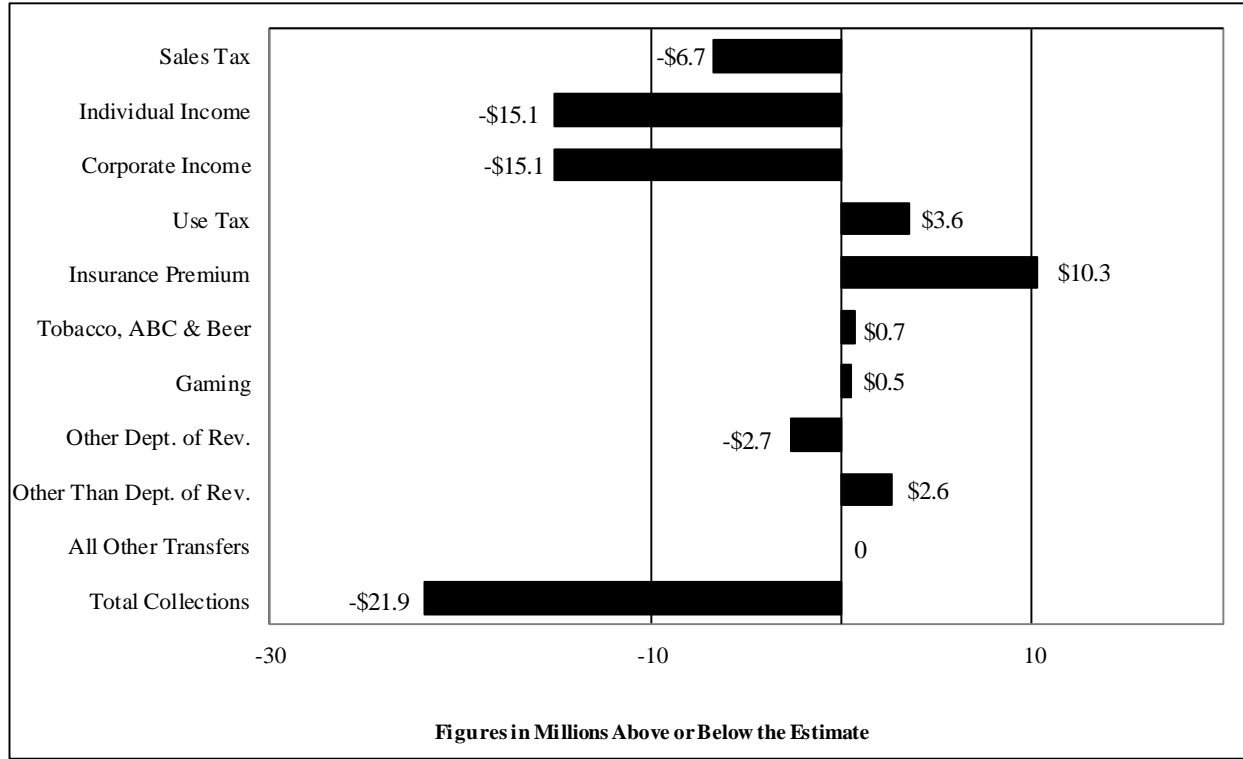
FY 2016 THROUGH SEPTEMBER YEAR-TO-DATE VS SINE DIE ESTIMATE (\$6,467,819)

FY 2016 revenues to the General Fund from all sources through September were (\$6,467,819) below the sine die estimate. Department of Revenue collections were below the estimate by (\$5,836,713) and Other Than Department of Revenue collections were below the estimate by (\$631,105). The major revenue sources are over or under the YTD sine die estimate by the amounts shown below:



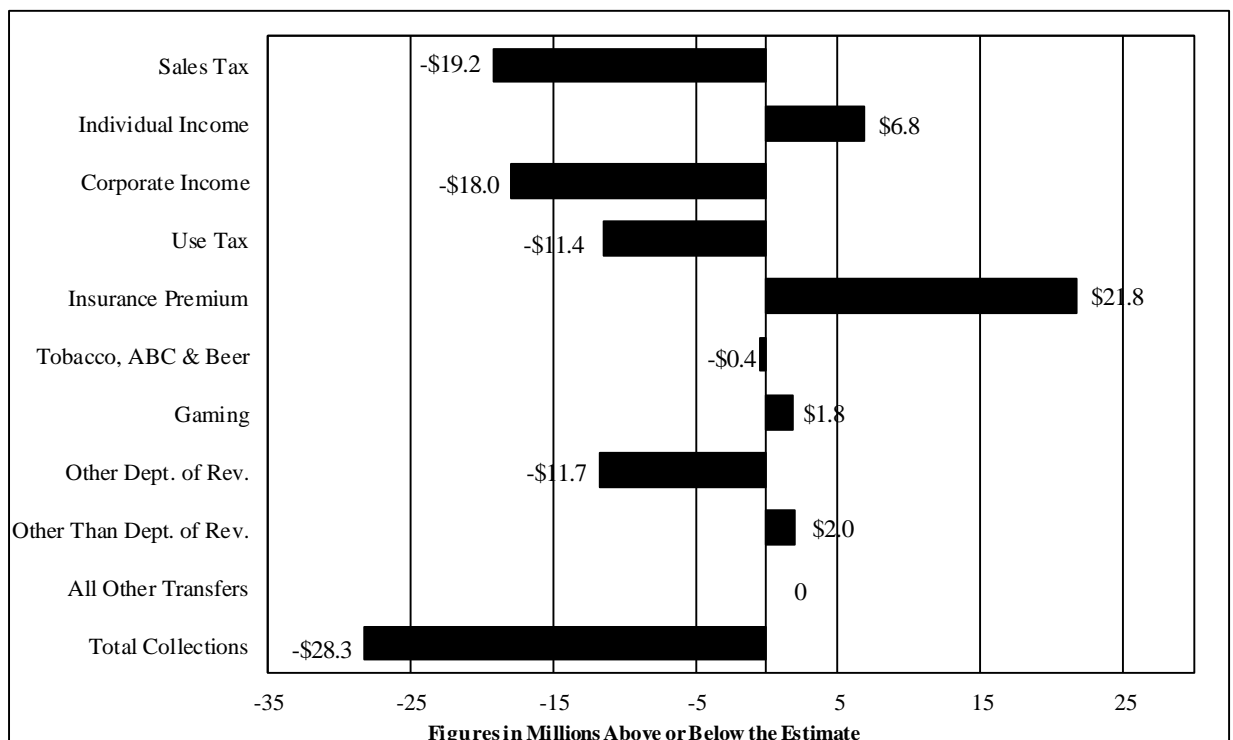
FY 2016 MONTH OF OCTOBER VS SINE DIE ESTIMATE (\$21,877,956)

Total collections for October FY 2016 were (\$21,877,956) below the sine die estimate. Department of Revenue sources were (\$24,483,939) below the estimate and Other Than Department of Revenue collections were above the estimate by \$2,605,983. The major revenue sources were above or below the estimate in October as shown below:



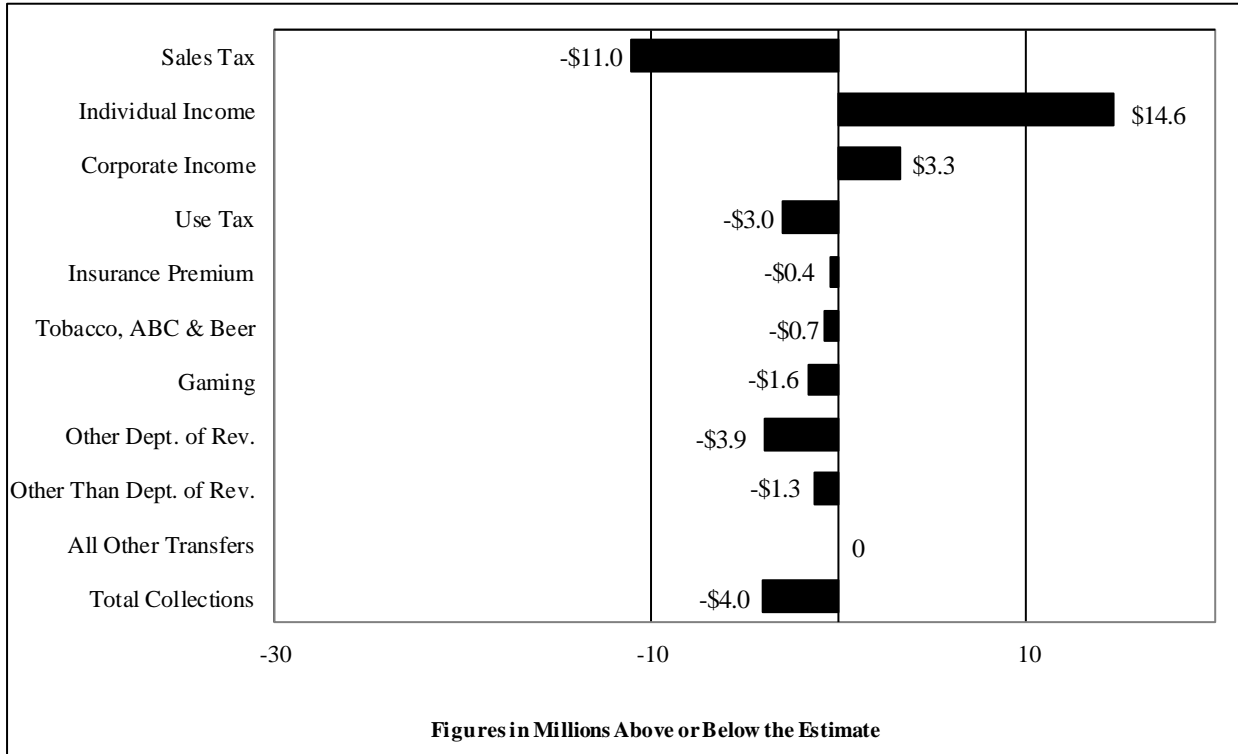
FY 2016 THROUGH OCTOBER YEAR-TO-DATE VS SINE DIE ESTIMATE (\$28,345,773)

FY 2016 revenues to the General Fund from all sources through October were (\$28,345,773) below the sine die estimate. Department of Revenue collections were below the estimate by (\$30,320,651) and Other Than Department of Revenue collections were above the estimate by \$1,974,878. The major revenue sources are over or under the YTD sine die estimate by the amounts shown below:



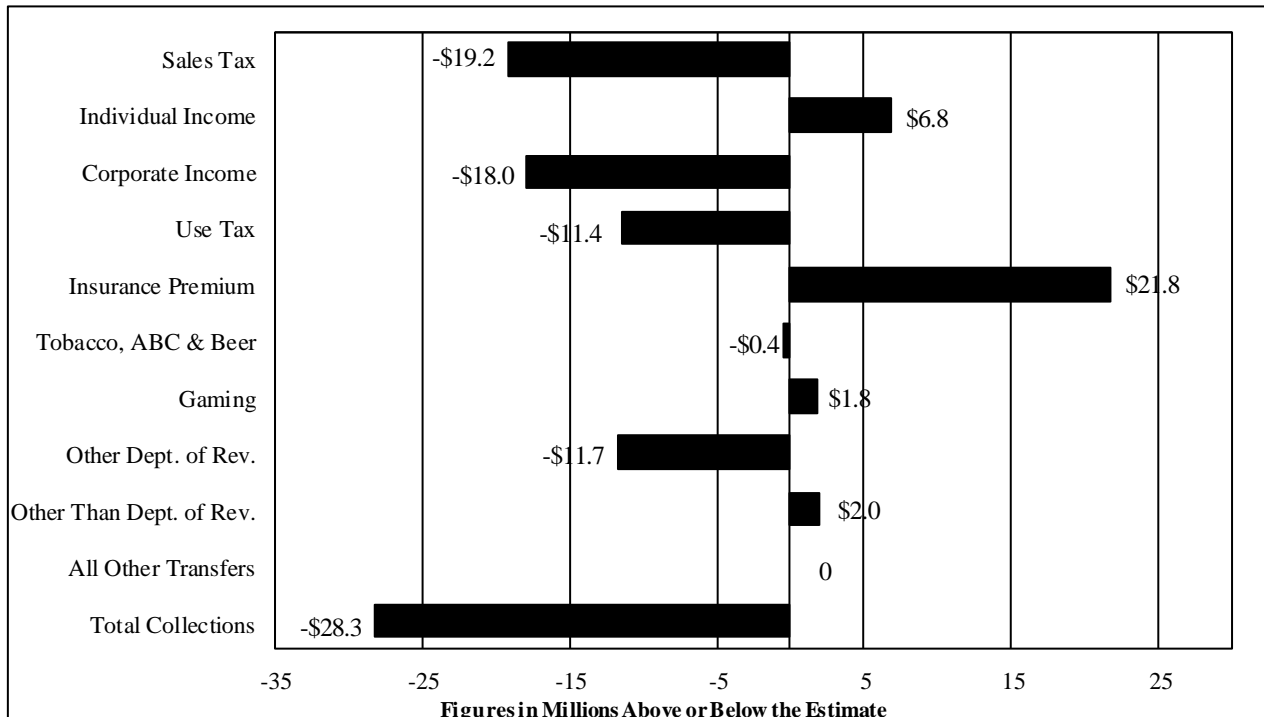
FY 2016 MONTH OF NOVEMBER VS SINE DIE ESTIMATE (\$4,003,300)

Total collections for November FY 2016 were (\$4,003,300) below the sine die estimate. Department of Revenue sources were (\$2,734,451) below the estimate and Other Than Department of Revenue collections were below the estimate by (\$1,268,849). The major revenue sources were above or below the estimate in November as shown below:



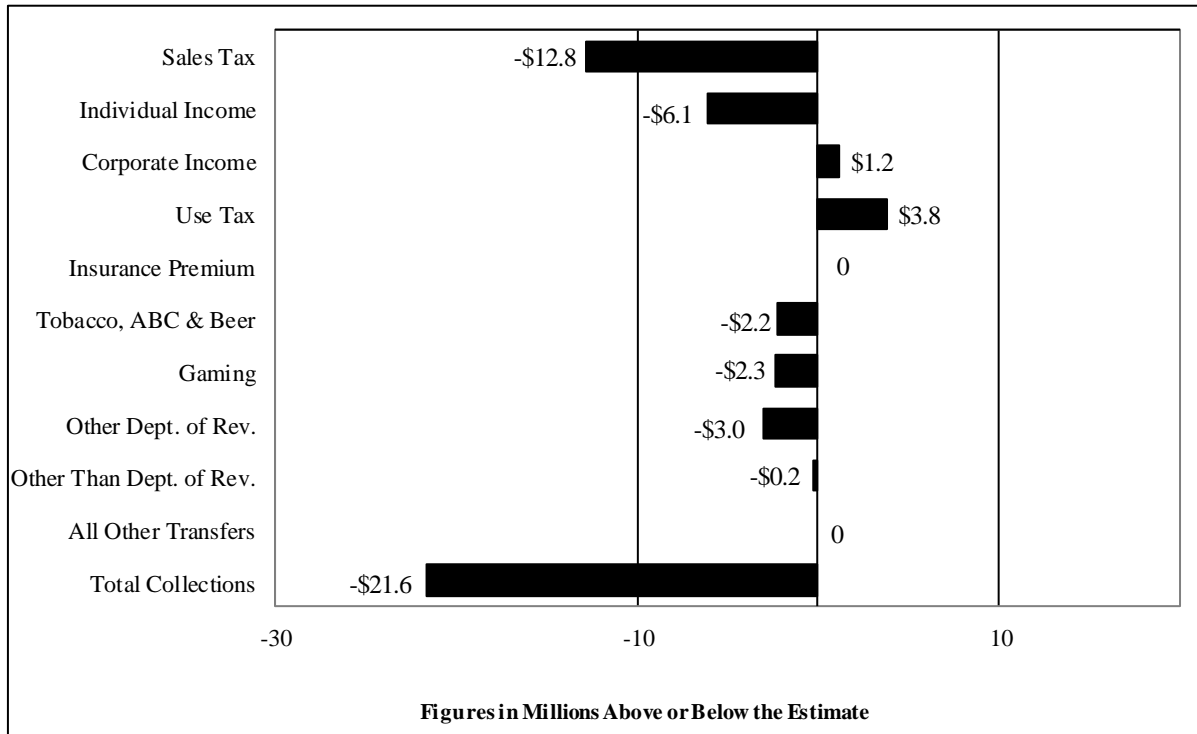
FY 2016 THROUGH NOVEMBER YEAR-TO-DATE VS SINE DIE ESTIMATE (\$28,345,773)

FY 2016 revenues to the General Fund from all sources through October were (\$28,345,773) below the sine die estimate. Department of Revenue collections were below the estimate by (\$30,320,651) and Other Than Department of Revenue collections were above the estimate by \$1,974,878. The major revenue sources are over or under the YTD sine die estimate by the amounts shown below:



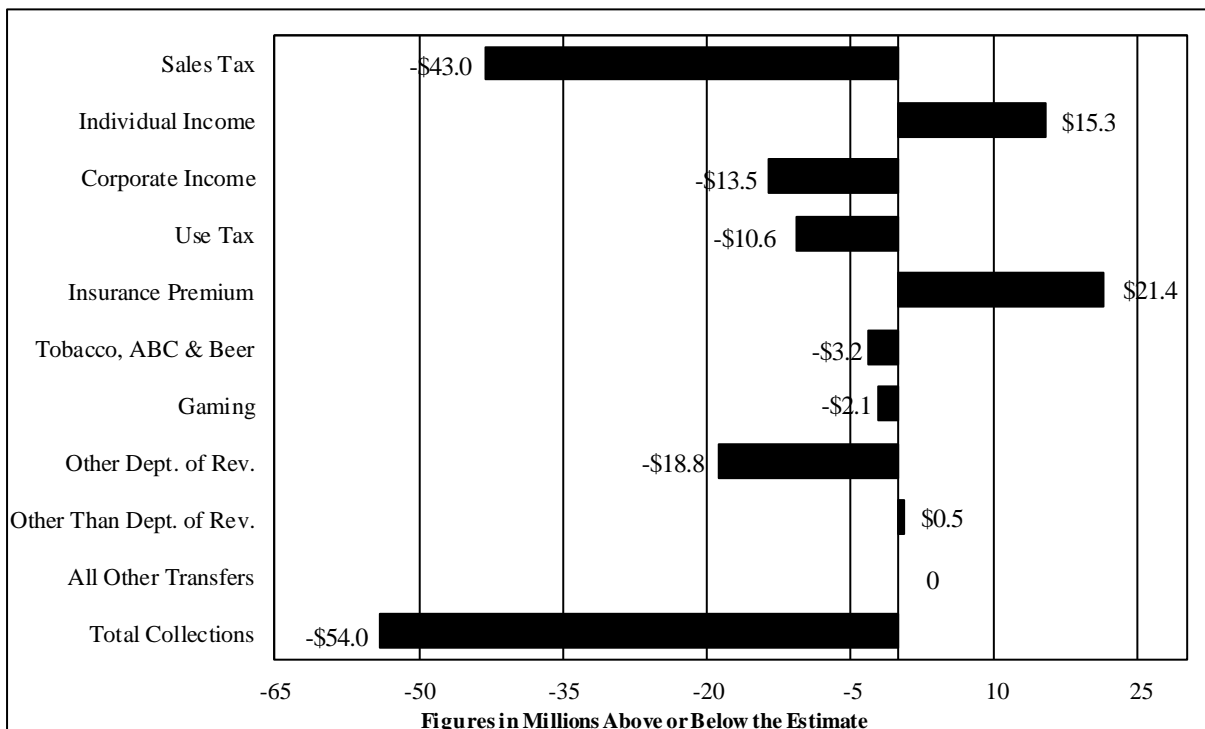
FY 2016 MONTH OF DECEMBER VS SINE DIE ESTIMATE (\$21,601,109)

Total collections for December FY 2016 were (\$21,601,109) below the sine die estimate. Department of Revenue sources were (\$21,417,823) below the estimate and Other Than Department of Revenue collections were below the estimate by (\$183,286). The major revenue sources were above or below the estimate in December as shown below:



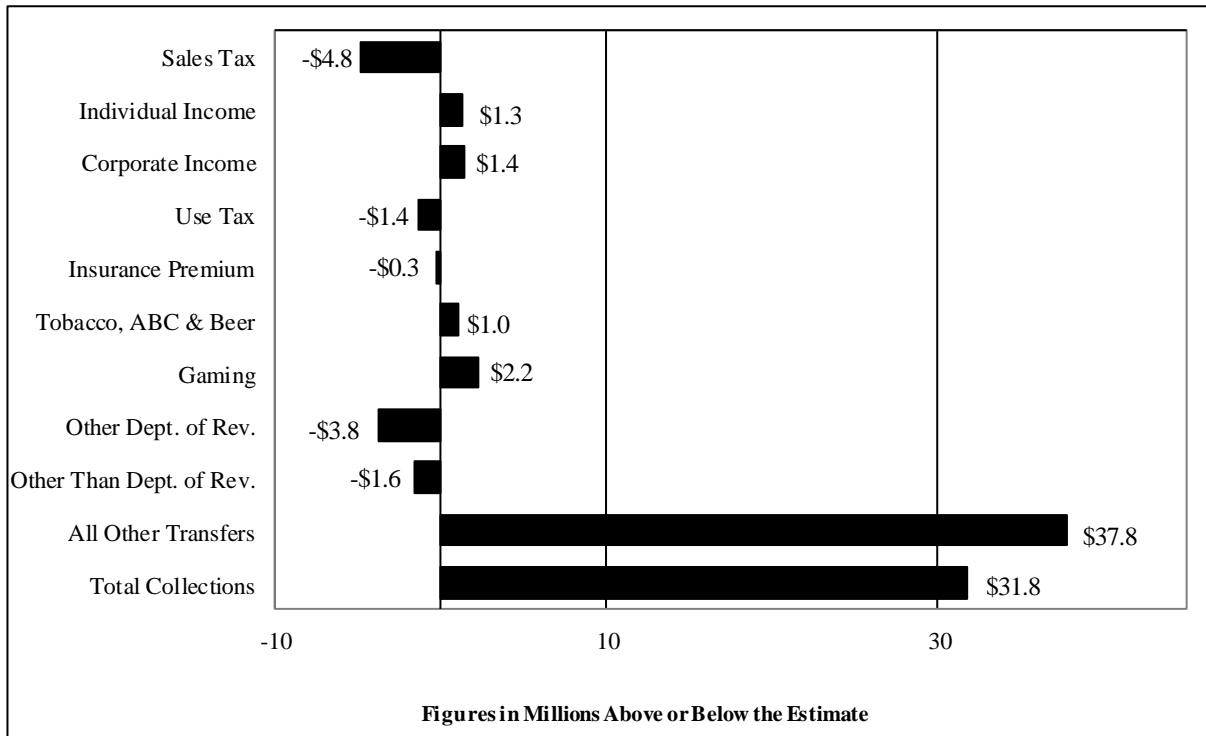
FY 2016 THROUGH DECEMBER YEAR-TO-DATE VS SINE DIE ESTIMATE (\$53,950,182)

FY 2016 revenues to the General Fund from all sources through December were (\$53,950,182) below the sine die estimate. Department of Revenue collections were below the estimate by (\$54,472,924) and Other Than Department of Revenue collections were above the estimate by \$522,742. The major revenue sources are over or under the YTD sine die estimate by the amounts shown below:



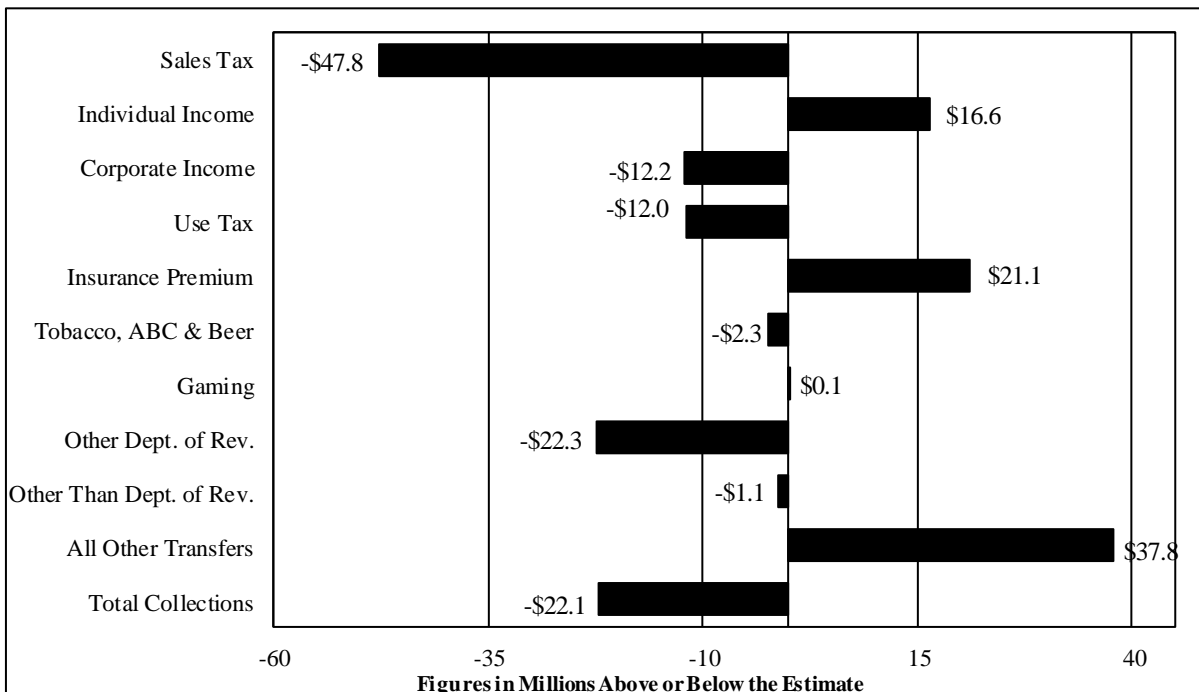
FY 2016 MONTH OF JANUARY VS SINE DIE ESTIMATE \$31,825,628

Total collections for January FY 2016 were \$31,825,628 above the sine die estimate. Department of Revenue sources were (\$4,350,266) below the estimate, Other Than Department of Revenue collections were below the estimate by (\$1,644,450) and All Other Transfers were above the estimate by \$37,820,344. The major revenue sources were above or below the estimate in January as shown below:



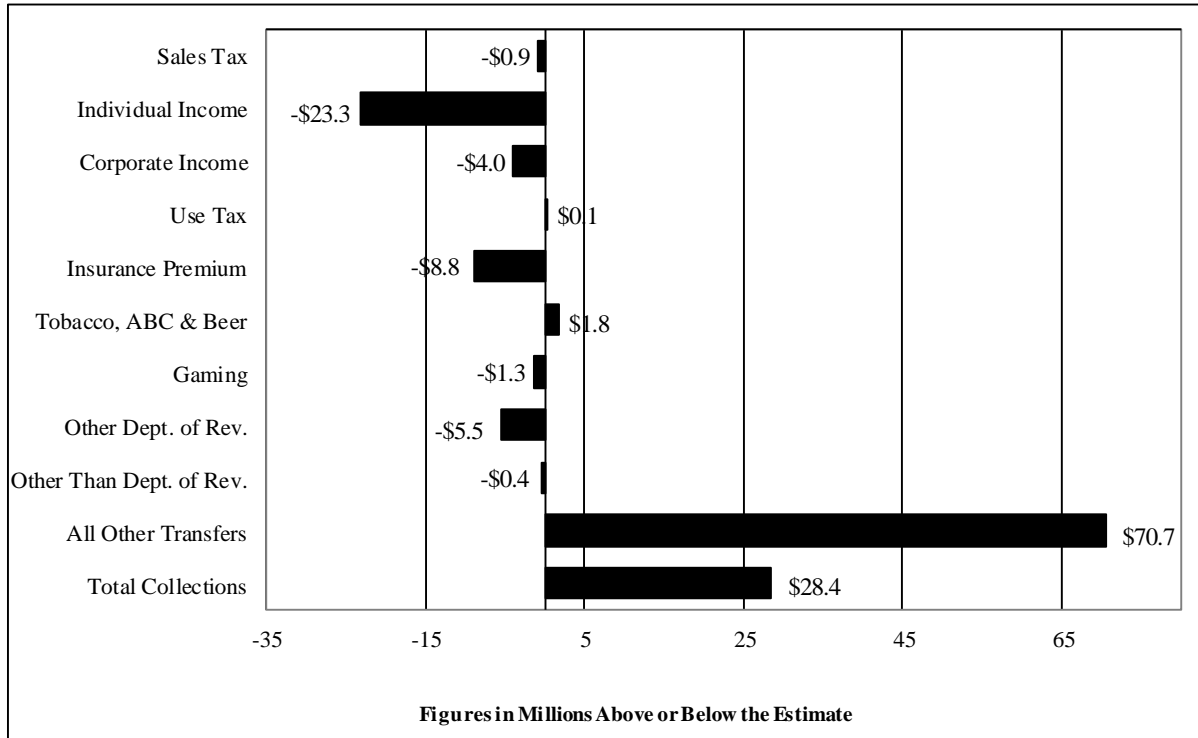
FY 2016 THROUGH JANUARY YEAR-TO-DATE VS SINE DIE ESTIMATE (\$22,124,554)

FY 2016 revenues to the General Fund from all sources through January were (\$22,124,554) below the sine die estimate. Department of Revenue collections were below the estimate by (\$58,823,190), Other Than Department of Revenue collections were below the estimate by (\$1,121,708), and All Other Transfers were above the estimate by \$37,820,344. The major revenue sources are over or under the YTD sine die estimate by the amounts shown below:



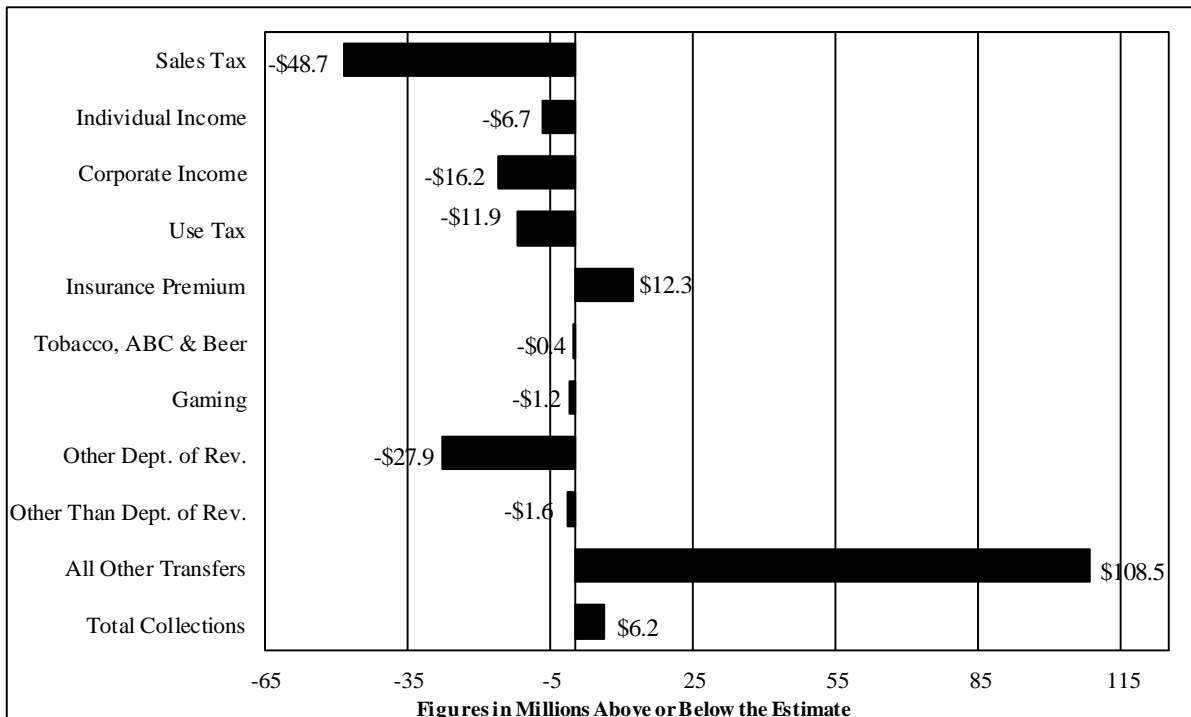
FY 2016 MONTH OF FEBRUARY VS SINE DIE ESTIMATE \$28,363,367

Total collections for February FY 2016 were \$28,363,367 above the sine die estimate. Department of Revenue sources were (\$41,924,828) below the estimate, Other Than Department of Revenue collections were below the estimate by (\$434,001) and All Other Transfers were above the estimate by \$70,722,196. The major revenue sources were above or below the estimate in February as shown below:



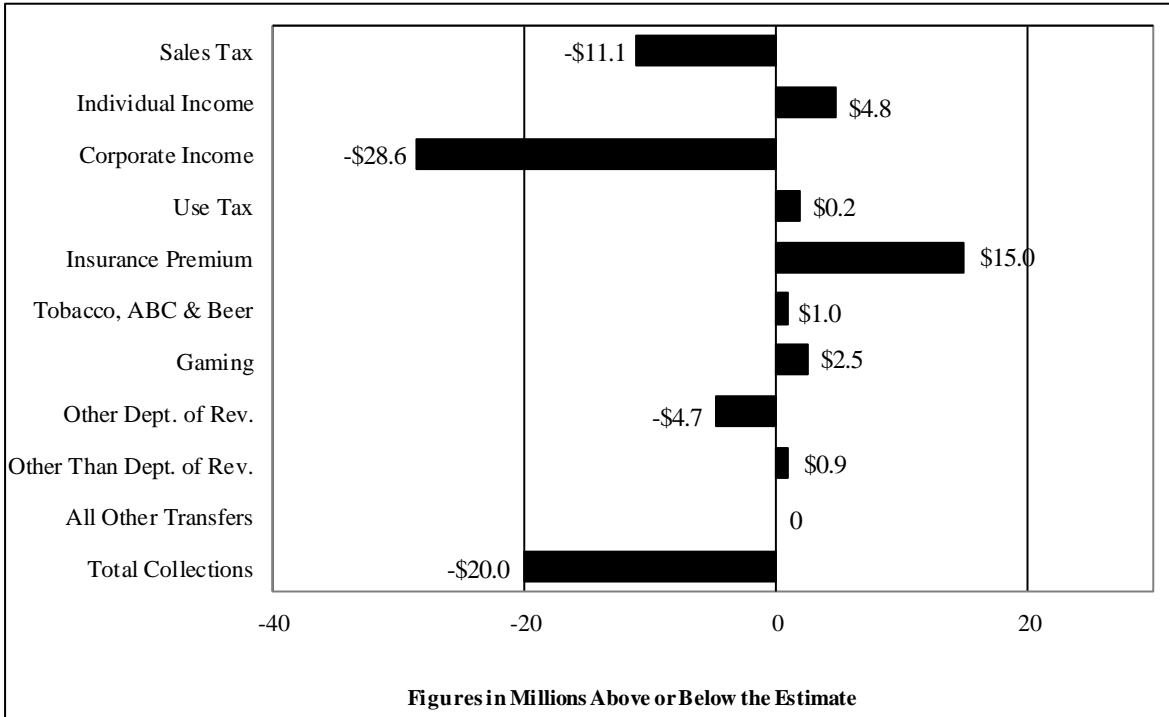
FY 2016 THROUGH FEBRUARY YEAR-TO-DATE VS SINE DIE ESTIMATE \$6,238,813

FY 2016 revenues to the General Fund from all sources through February were \$6,238,813 above the sine die estimate. Department of Revenue collections were below the estimate by (\$100,748,018), Other Than Department of Revenue collections were below the estimate by (\$1,555,709) and All Other Transfers were above the estimate by \$108,542,540. The major revenue sources are over or under the YTD sine die estimate by the amounts shown below:



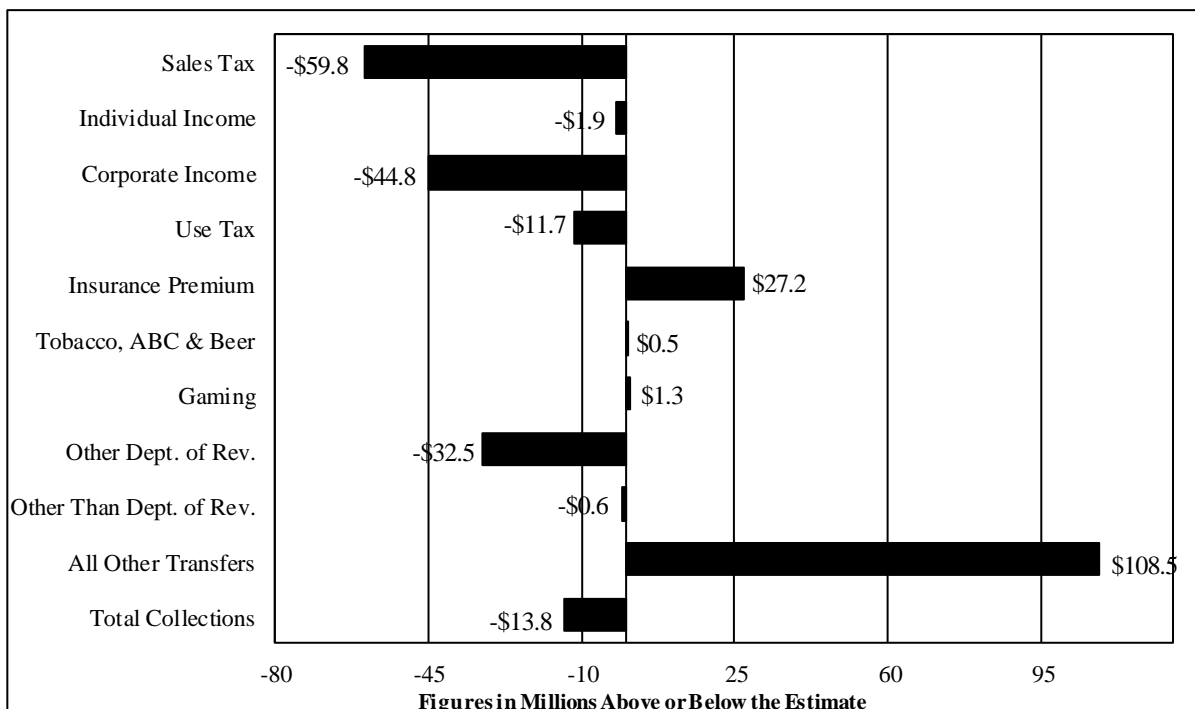
FY 2016 MONTH OF MARCH VS SINE DIE ESTIMATE (\$20,043,251)

Total collections for March FY 2016 were (\$20,043,251) below the sine die estimate. Department of Revenue sources were (\$20,979,570) below the estimate and Other Than Department of Revenue collections were above the estimate by \$936,319. The major revenue sources were above or below the estimate in March as shown below:



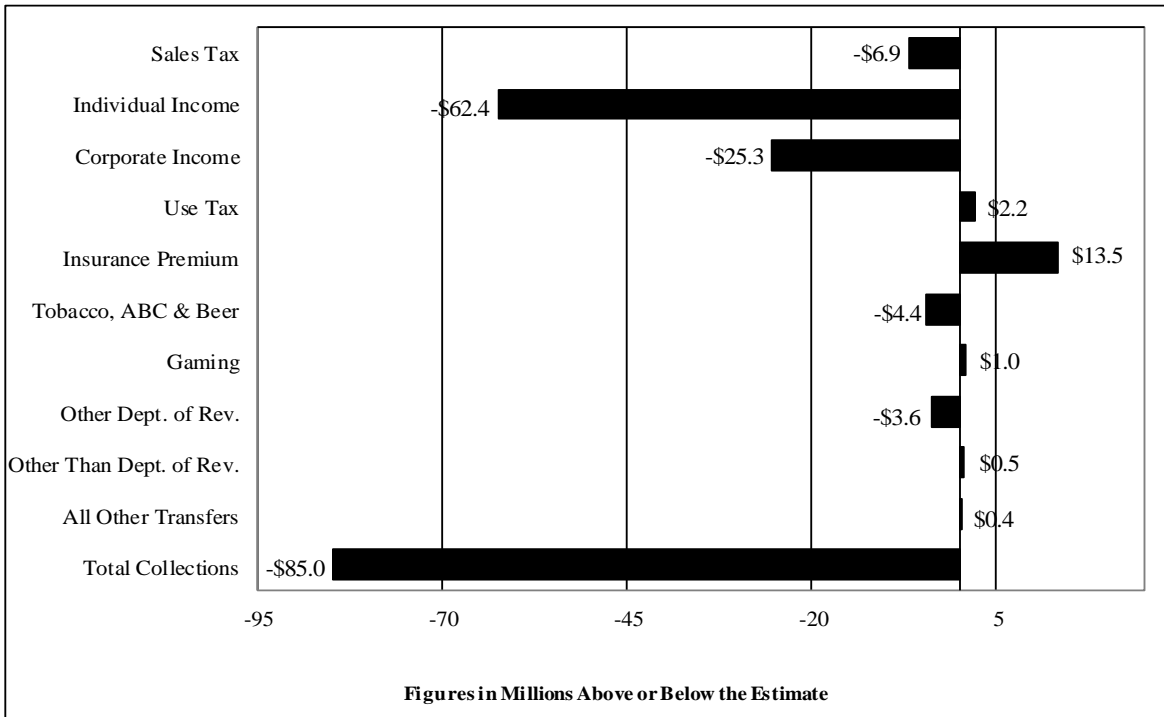
FY 2016 THROUGH MARCH YEAR-TO-DATE VS SINE DIE ESTIMATE (\$13,804,437)

FY 2016 revenues to the General Fund from all sources through March were (\$13,804,437) below the sine die estimate. Department of Revenue collections were below the estimate by (\$121,727,588), Other Than Department of Revenue collections were below the estimate by (\$619,389) and All Other Transfers were above the estimate by \$108,542,540. The major revenue sources are over or under the YTD sine die estimate by the amounts shown below:



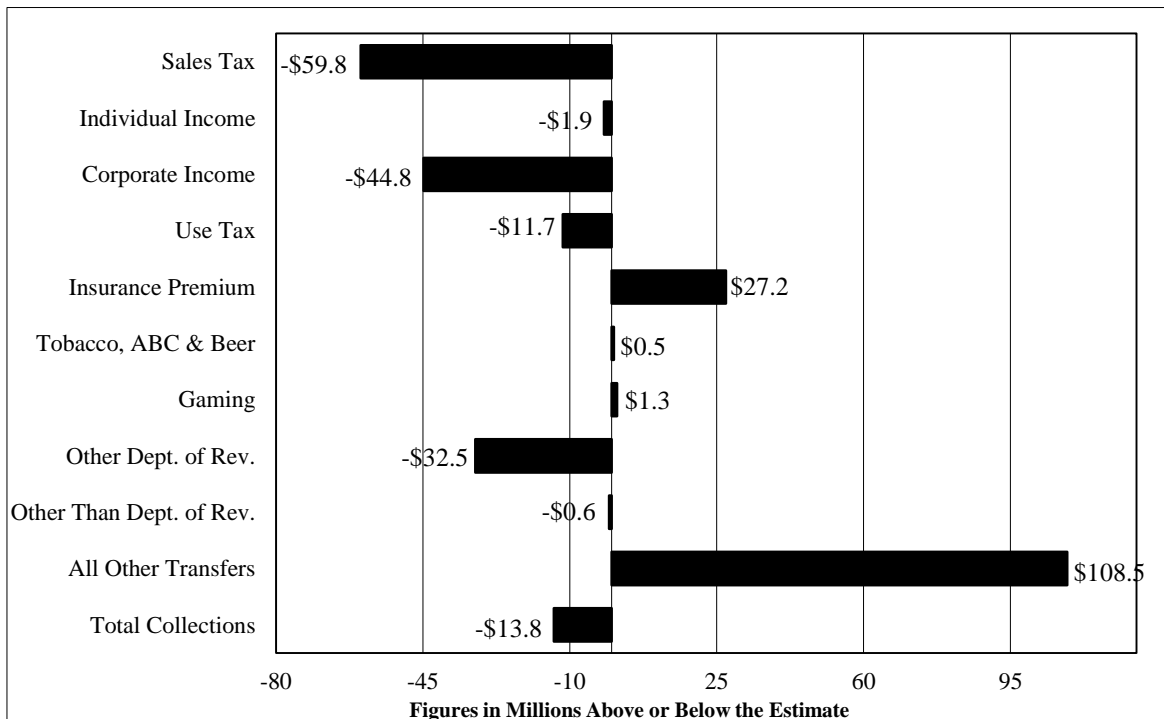
FY 2016 MONTH OF APRIL VS SINE DIE ESTIMATE (\$85,035,627)

Total collections for April FY 2016 were (\$85,035,627) below the sine die estimate. Department of Revenue sources were (\$85,903,178) below the estimate, Other Than Department of Revenue collections were above the estimate by \$457,083 and All Other Transfers were above the estimate by \$410,468. The major revenue sources were above or below the estimate in April as shown below:



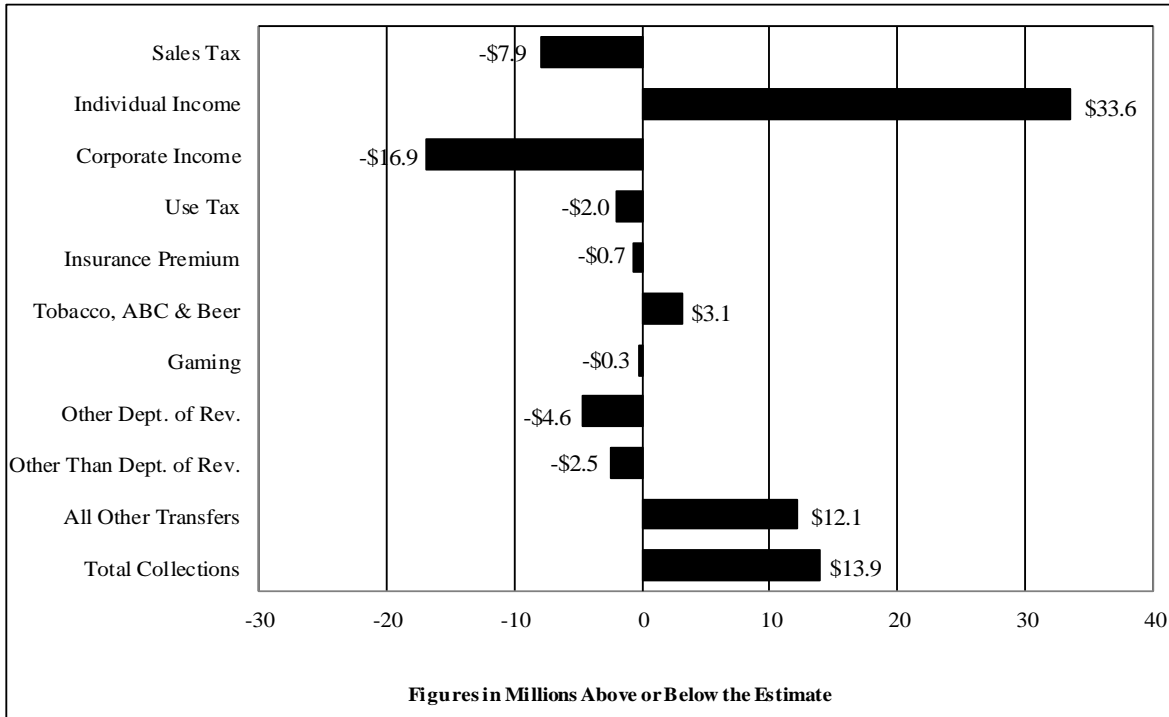
FY 2016 THROUGH APRIL YEAR-TO-DATE VS SINE DIE ESTIMATE (\$13,804,437)

FY 2016 revenues to the General Fund from all sources through March were (\$13,804,437) below the sine die estimate. Department of Revenue collections were below the estimate by (\$121,727,588), Other Than Department of Revenue collections were below the estimate by (\$619,389) and All Other Transfers were above the estimate by \$108,542,540. The major revenue sources are over or under the YTD sine die estimate by the amounts shown below:



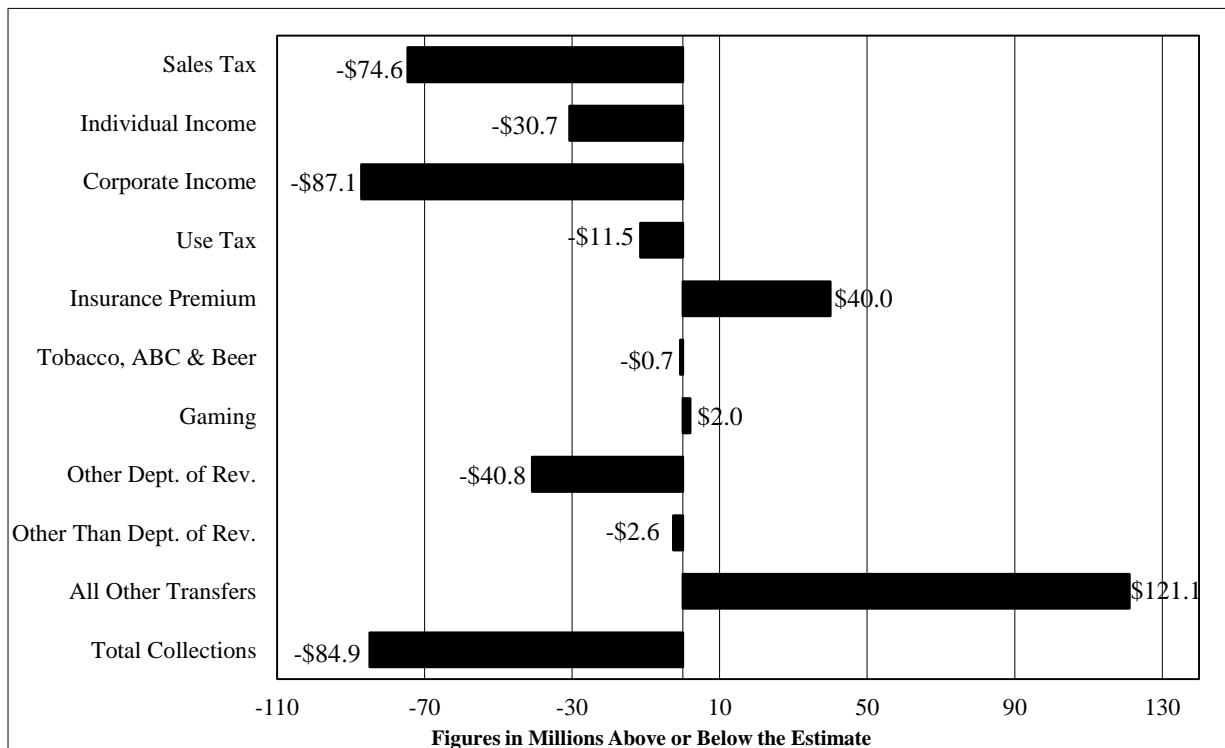
FY 2016 MONTH OF MAY VS SINE DIE ESTIMATE \$13,945,465

Total collections for May FY 2016 were \$13,945,465 above the sine die estimate. Department of Revenue sources were \$4,317,328 above the estimate, Other Than Department of Revenue collections were below the estimate by (\$2,474,821) and All Other Transfers were above the estimate by \$12,102,958. The major revenue sources were above or below the estimate in May as shown below:



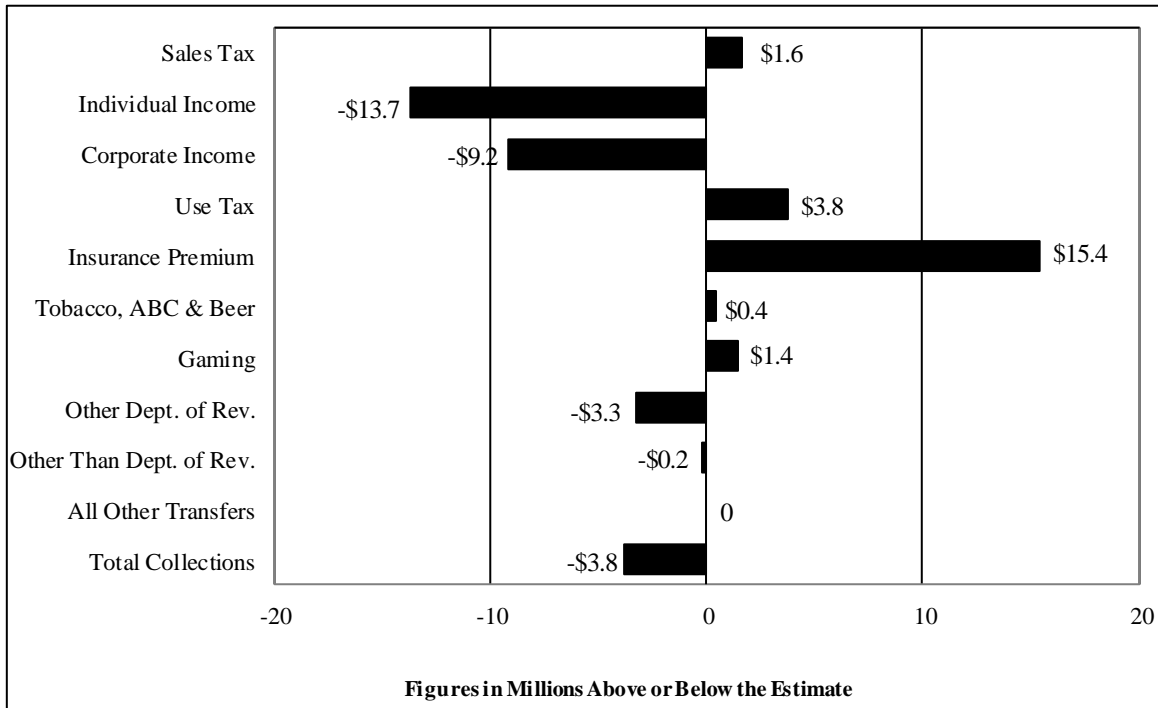
FY 2016 THROUGH MAY YEAR-TO-DATE VS SINE DIE ESTIMATE (\$84,894,599)

FY 2016 revenues to the General Fund from all sources through May were (\$84,894,599) below the sine die estimate. Department of Revenue collections were below the estimate by (\$203,313,438), Other Than Department of Revenue collections were below the estimate by (\$2,637,127) and All Other Transfers were above the estimate by \$121,055,966. The major revenue sources are over or under the YTD sine die estimate by the amounts shown below:



FY 2016 MONTH OF JUNE VS SINE DIE ESTIMATE (\$3,803,292)

Total collections for June FY 2016 were (\$3,803,292) below the sine die estimate. Department of Revenue sources were (\$3,653,292) below the estimate, Other Than Department of Revenue collections were below the estimate by (\$150,441) and All Other Transfers were above the estimate by \$440. The major revenue sources were above or below the estimate in June as shown below:



FY 2016 THROUGH JUNE YEAR-TO-DATE VS SINE DIE ESTIMATE (\$88,697,891)

FY 2016 revenues to the General Fund from all sources through June were (\$88,697,891) below the sine die estimate. Department of Revenue collections were below the estimate by (\$206,966,730), Other Than Department of Revenue collections were below the estimate by (\$2,787,568) and All Other Transfers were above the estimate by \$121,056,406. The major revenue sources are over or under the YTD sine die estimate by the amounts shown below:

