



STATE OF MISSISSIPPI

BUDGET BULLETIN

FISCAL YEAR 2026

**Appropriations Made By The Legislature For
Fiscal Year 2026 Compared With
Fiscal Year 2025 Appropriations**

Calculated Funds Available For Funding Fiscal Year 2026 Budget

Compiled June 24, 2025

**Joint Legislative Budget Committee
501 North West Street
Jackson, MS**

STATE OF MISSISSIPPI

JOINT LEGISLATIVE BUDGET COMMITTEE

Jason White, Chairman
Speaker, House of Representatives

Delbert Hosemann, Vice-Chairman
Lieutenant Governor, Senate

Dean Kirby
Senate President Pro Tempore

Manly Barton
House Speaker Pro Tempore

W. Briggs Hopson III
Chairman, Senate Appropriations Committee

John Read
Chairman, House Appropriations A Committee

Josh Harkins
Chairman, Senate Finance Committee

Trey Lamar
Chairman, House Ways and Means Committee

Nicole Boyd
Chairman, Senate Universities and Colleges Committee

Karl Oliver
Chairman, House Appropriations E Committee

David Parker
Chairman, Senate Accountability, Efficiency,
Transparency Committee

Clay Deweese
Chairman, House Appropriations C Committee

Rod Hickman
Vice Chair, Senate Municipalities Committee

Bryant W. Clark
Vice Chair, House Rules Committee

STAFF

Lee Anne Robinson, Director
Steven McDevitt, Deputy Director

C O N T E N T S

| | |
|--|----|
| State of Mississippi General Fund Budget Discussion | 2 |
| Chart - General Fund Revenues Estimated for Fiscal Year 2026 Budget | 4 |
| Chart - Regular General Fund Appropriations for Fiscal Year 2026 Budget | 5 |
| Chart - Funding Sources for Appropriations for Fiscal Year 2026 Budget | 6 |
| Schedule I - General Fund Appropriations - Fiscal Year 2026 Compared with Fiscal Year 2025..... | 7 |
| Schedule IA - State Support Appropriations - Fiscal Year 2026 Compared with Fiscal Year 2025 | 11 |
| Schedule II - Special Fund Appropriations - Fiscal Year 2026 Compared with Fiscal Year 2025..... | 17 |
| Schedule IV - Total State Appropriations - Fiscal Year 2026 | 19 |
| Schedule V - GF and SF - Additional and Deficits - Fiscal Year 2025..... | 26 |
| Fiscal Year 2026 Capital Expense Fund..... | 27 |
| Fiscal Year 2026 Education Enhancement Fund | 31 |
| Fiscal Year 2026 Health Care Expendable Fund | 33 |
| Fiscal Year 2026 Tobacco Control Fund | 34 |

STATE OF MISSISSIPPI GENERAL FUND BUDGET
FOR FISCAL YEAR 2026

The Joint Legislative Budget Committee believes that an explanation of the General Fund receipts anticipated and appropriations authorized for Fiscal Year 2026, as well as the ending balance anticipated on June 30, 2026 should be made in examining the schedules found in the Fiscal Year 2026 Appropriations Bulletin.

As will be noted from the statement on page three, it is estimated that there will be an unencumbered budget balance of \$339,289,950 in the State General Fund on June 30, 2026.

The Fiscal Year 2025 appropriated figures contained in this report are the amounts actually appropriated by the 2024 Legislature plus all additional and deficits appropriated by the 2025 Legislature.

Total current General Fund appropriations and reappropriations made by the 2025 Legislature for Fiscal Year 2026 amounted to \$7,141,362,050. The Legislature also appropriated or authorized \$23,412,420,417 from Special Fund sources and reappropriations, including Federal Funds, Capital Expense Funds, Coronavirus State Fiscal Recovery and Lost Revenue Funds, Education Enhancement Funds, Gulf Coast Restoration Funds, Health Care Expendable Funds and Tobacco Control Funds for operation of all agencies and functions during Fiscal Year 2026. The Fiscal Year 2026 General Fund budget is \$68,150,266 or 0.96% more than the Fiscal Year 2025 appropriated budget.

The General Fund budget increases and decreases in the Fiscal Year 2026 appropriations and reappropriations are summarized below:

| | INCREASE <u>OR DECREASE</u> |
|-----------------------------------|--------------------------------|
| Social Welfare | \$ 46,732,275 |
| Corrections | 9,539,248 |
| Conservation | 6,993,913 |
| Public Education | 6,639,213 |
| Judiciary and Justice | 4,705,467 |
| Hospitals and Hospital Schools | 2,145,478 |
| Fiscal Affairs | 711,960 |
| Community and Junior Colleges | (2,664,718) |
| Military, Police, and Vet Affairs | (4,049,000) |
| IHL- General Support | (4,974,947) |
| Net Other Increases & Decreases | <u>2,371,377</u> |
| NET INCREASE | <u>\$ 68,150,266</u> |

In addition to the General Funds noted above, the Legislature appropriated \$2,234,055,144 from State Support Special Funds for Fiscal Year 2026.

GENERAL FUNDS AVAILABLE FOR FUNDING FISCAL YEAR 2026 BUDGET

| | |
|---|------------------------|
| Estimated General Fund Balance July 1, 2025 (Unencumbered) | \$ 0 |
| Estimated Reappropriation Lapse from FY 2025 (Encumbered) | <u>6,192,000</u> |
| TOTAL ESTIMATED GENERAL FUND BALANCE JULY 1, 2025 | \$ 6,192,000 |
| Projected Revenue FY 2026 | |
| Department of Revenue Collections | \$ 7,373,900,000 |
| Other than Department of Revenue Collections | <u>253,100,000</u> |
| TOTAL PROJECTED GENERAL FUND REVENUE FY 2026 | 7,627,000,000 |
| Less: Two Percent (2%) Set-aside | <u>(152,540,000)</u> |
| TOTAL FUNDS AVAILABLE FY 2026 | \$ 7,480,652,000 |
| Less: General Fund Appropriations, 2025 First Extraordinary Session | \$ (7,135,170,050) |
| General Fund Reappropriations from FY 2025 | <u>(6,192,000)</u> |
| TOTAL APPROPRIATIONS, REAPPROPRIATIONS & TRANSFERS FY 2026 | <u>(7,141,362,050)</u> |
| Estimated General Fund Budget Balance June 30, 2026 (Unencumbered) | <u>\$ 339,289,950</u> |

NOTE: Beginning and ending cash balances are subject to change based on actual revenue collections and actual lapses.

SCHEDULE I appearing in this report reflects the amount of General Funds appropriated to operate each General Fund agency or program during FY 2026 as compared to the funds appropriated for FY 2025.

SCHEDULE IA appearing in this report reflects the amount of State Support (General Funds plus State Support Special Funds) appropriated for General Fund agencies during FY 2026 as compared to State Support appropriated for FY 2025. Schedule IA includes additional and deficit appropriations for FY 2025 as authorized in the First Extraordinary Session of 2025 and approved by the Governor. The Governor vetoed \$1.96 million in HCEF in HB 0019, MS Department of Health. Therefore, this amount is not reflected in the schedule.

SCHEDULE II appearing in this report reflects the amount of Special Funds appropriated or authorized for the operation of each Special Fund agency during FY 2026 as compared to the funds appropriated for FY 2025. The Governor vetoed \$18 million in special fund authority in SB 2044, the Department of Finance and Administration, and \$6.97 million in special fund authority in SB 2046, the Mississippi Development Authority, from the First Extraordinary Session of 2025. These reduced special funds are not included in this schedule.

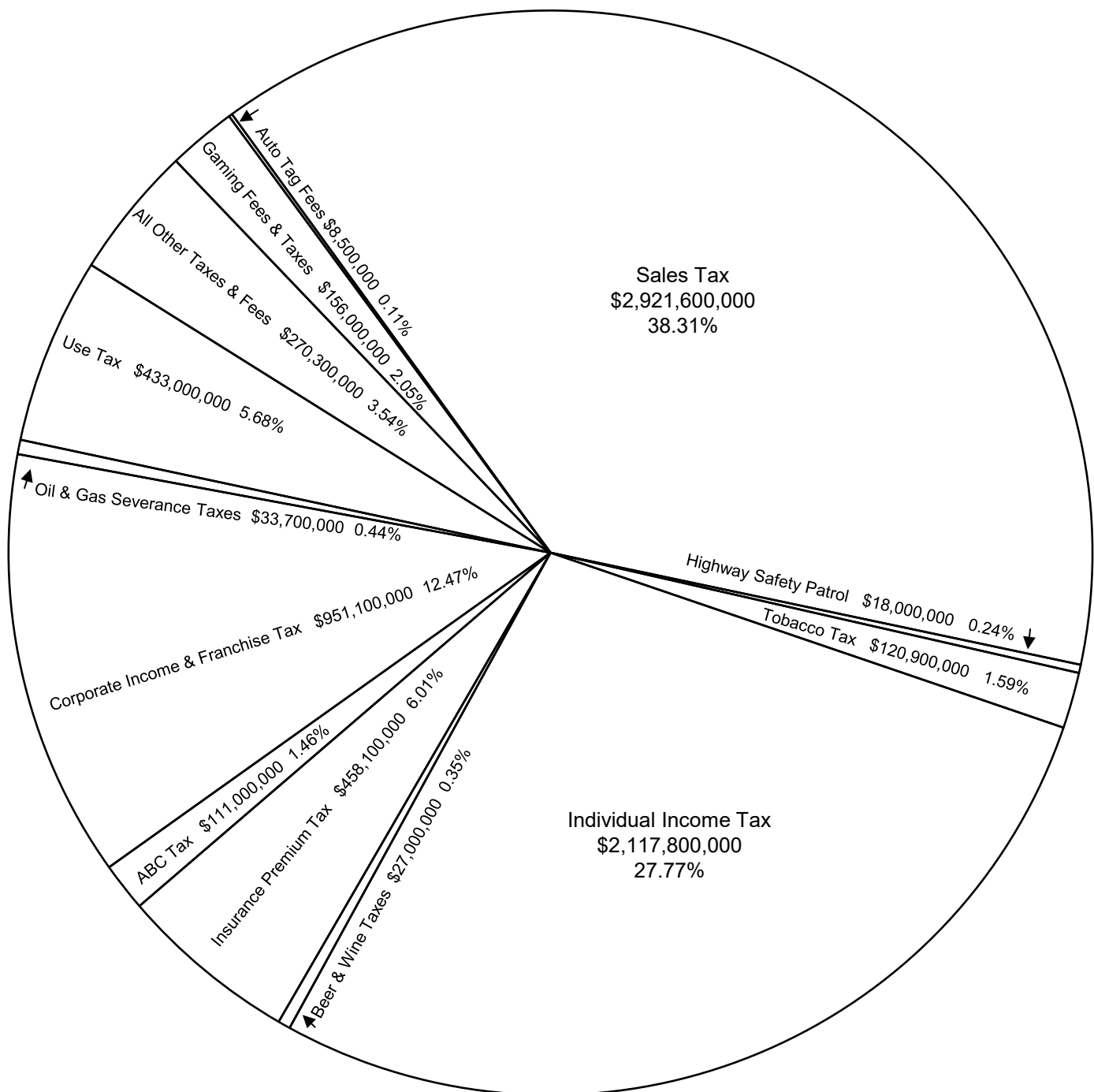
SCHEDULE IV appearing in this report reflects the amount of General Funds, State Support Special Funds, Federal Funds, and Other Special Funds appropriated for all agencies of state government for FY 2026 and approved by the Governor.

Submitted by:



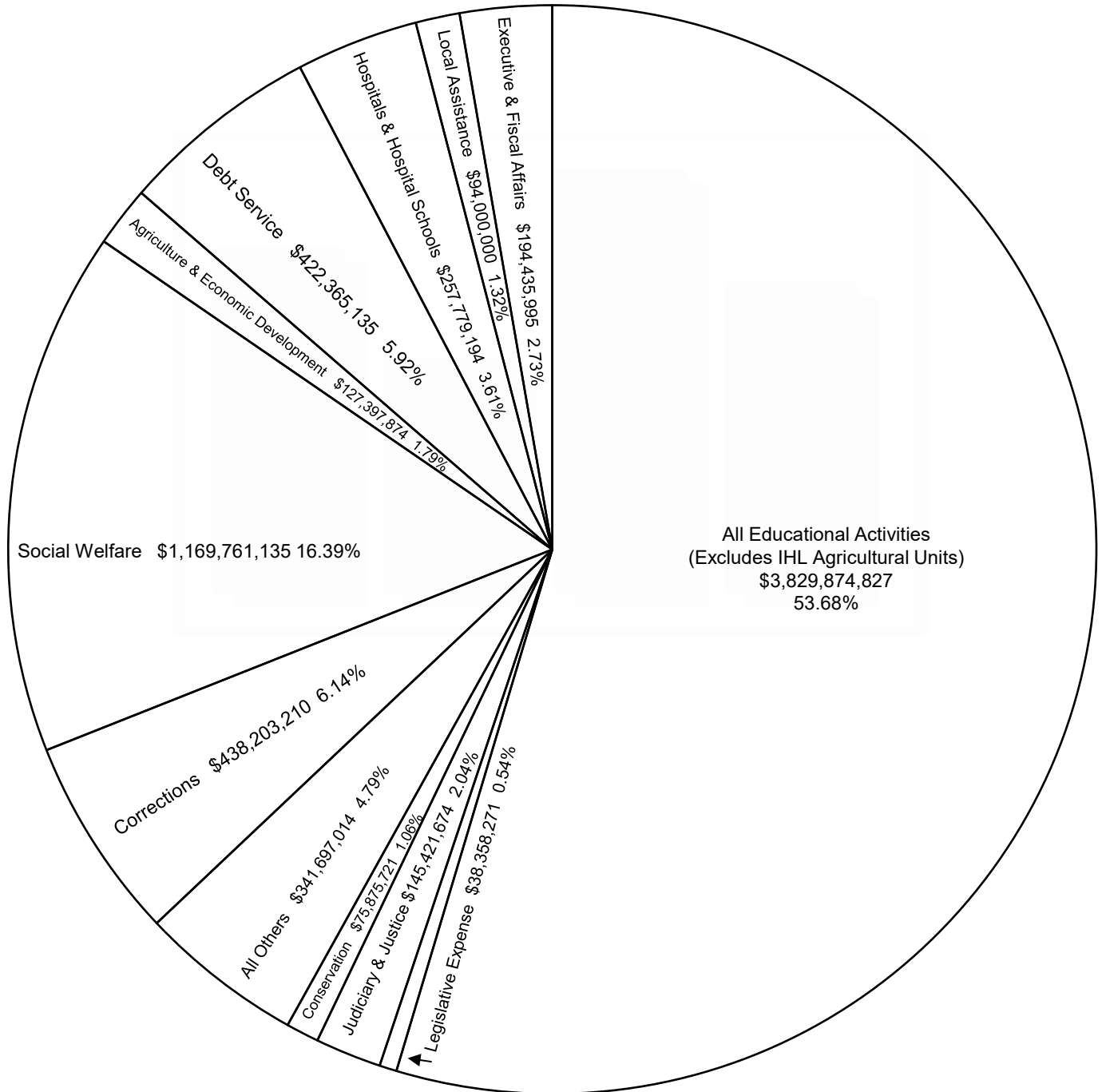
Lee Anne Robinson, Director
Legislative Budget Office

General Fund Revenues Estimated For Fiscal Year 2026 Budget



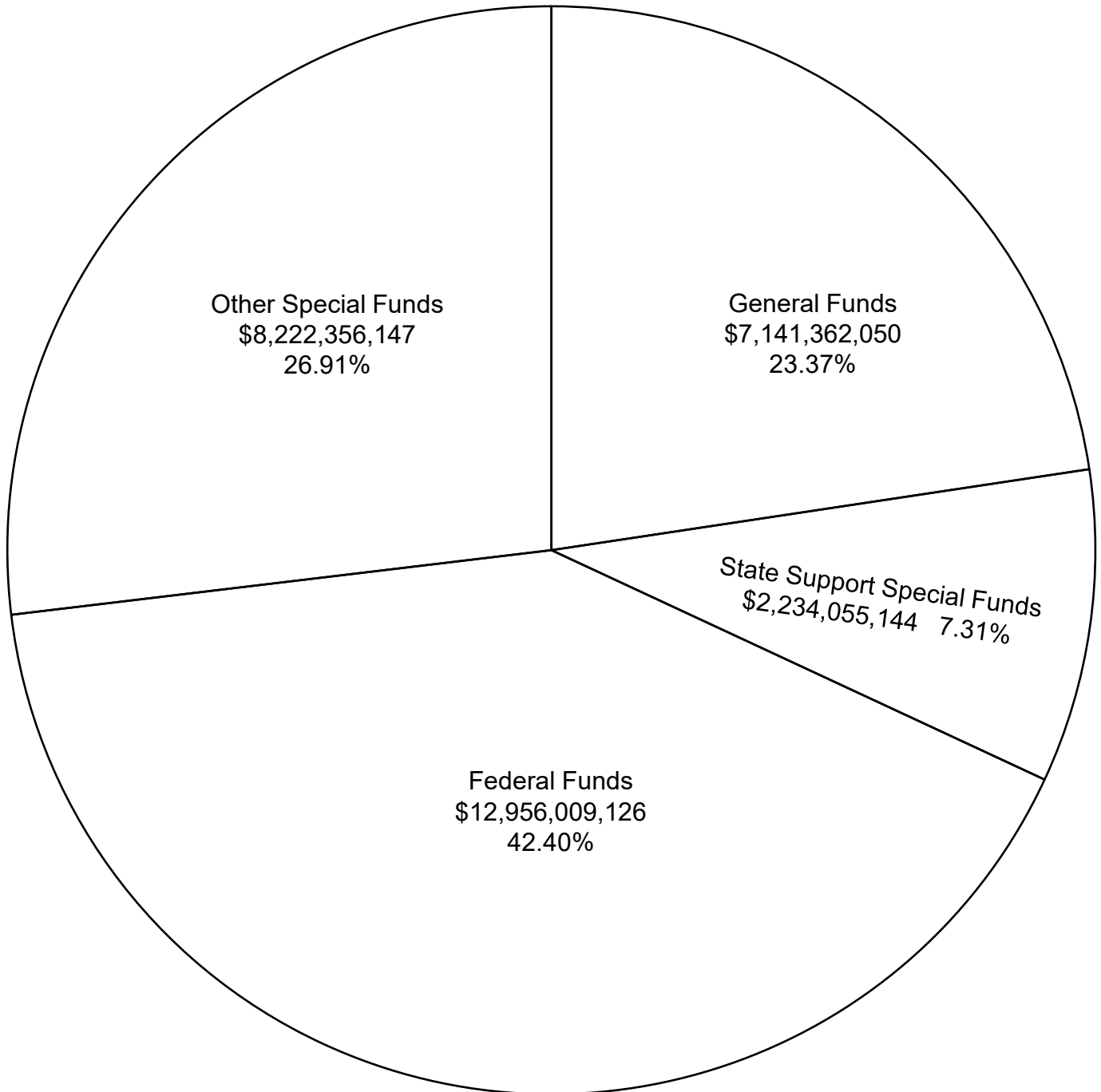
| | |
|---|-------------------------|
| General Fund Revenue Estimate FY 2026 (Chart Total) | \$ 7,627,000,000 |
| Plus: Estimated Beginning Cash and Reappropriations | 6,192,000 |
| Less: 2% of Projected FY 2026 Revenue | <u>(152,540,000)</u> |
| Total General Fund Allocated for FY 2026 Budget | <u>\$ 7,480,652,000</u> |

Regular General Fund Appropriations For Fiscal Year 2026 Budget



| | |
|--|-------------------------|
| Total Regular General Fund Appropriations (Chart Total) | \$ 7,135,170,050 |
| General Fund Reappropriations from FY 2026 | <u>6,192,000</u> |
| Total Regular General Fund Appropriations and Reappropriations | <u>\$ 7,141,362,050</u> |

Funding Sources For Appropriations Fiscal Year 2026 Budget



| | |
|---|--------------------------|
| General Funds | \$ 7,141,362,050 |
| State Support Special Funds | 2,234,055,144 |
| Federal Funds | 12,956,009,126 |
| Other Special Funds | <u>8,222,356,147</u> |
| Total State Budget for Fiscal Year 2026 | <u>\$ 30,553,782,467</u> |

Schedule I
General Fund Appropriations
Fiscal Year 2026 Compared With Fiscal Year 2025

| FY 2026 Bill No. | Agency Name | Appropriations FY 2025 | Appropriations FY 2026 | Increase or Decrease | Percent of Increase or Decrease | Percent of Total FY 2026 Appropriation |
|-------------------------------------|---|-----------------------------------|-----------------------------------|---------------------------------|--|---|
| LEGISLATIVE | | | | | | |
| H0035 | Legislative Expense-Regular | 25,333,462 | 25,492,859 | 159,397 | 0.63 | |
| H0035 | Legislative Expense-Monthly Allowance | 3,847,035 | 3,893,237 | 46,202 | 1.20 | |
| H0035 | Legislative Budget Committee, Joint | 5,253,639 | 5,278,110 | 24,471 | 0.47 | |
| H0035 | Legislative PEER Committee, Joint | 2,867,768 | 2,882,504 | 14,736 | 0.51 | |
| H0035 | Legislative Reapportionment Com, Joint | 323,162 | 323,941 | 779 | 0.24 | |
| H0035 | Energy Council, The | 38,400 | 38,400 | 0 | 0.00 | |
| H0035 | Interstate Cooperation, Commission on | 361,899 | 376,218 | 14,319 | 3.96 | |
| H0035 | Southern States Energy Board | 29,077 | 29,077 | 0 | 0.00 | |
| H0035 | Uniform State Laws, Commission on | 41,835 | 43,925 | 2,090 | 5.00 | |
| | TOTAL LEGISLATIVE | 38,096,277 | 38,358,271 | 261,994 | 0.69 | 0.54 |
| JUDICIARY AND JUSTICE | | | | | | |
| H0032 | Attorney General, Office of the | 33,855,444 | 33,892,028 | 36,584 | 0.11 | |
| | No-Call Telephone Solicitation | 243,392 | 0 | -243,392 | -100.00 | |
| H0033 | Capital Post-Conviction Counsel, Office of | 2,039,800 | 1,996,447 | -43,353 | -2.13 | |
| H0034 | District Attorneys & Staff | 31,554,631 | 33,590,882 | 2,036,251 | 6.45 | |
| S2014 | Judicial Performance, Commission on | 714,784 | 887,141 | 172,357 | 24.11 | |
| H0037 | State Public Defender, Office of | 4,554,947 | 4,491,135 | -63,812 | -1.40 | |
| | Supreme Court | | | | | |
| H0038 | Supreme Court Services, Office of | 7,608,682 | 7,653,926 | 45,244 | 0.59 | |
| H0038 | Administrative Office of Courts | 17,464,222 | 18,121,454 | 657,232 | 3.76 | |
| H0038 | Court of Appeals | 5,476,546 | 7,505,151 | 2,028,605 | 37.04 | |
| H0038 | Trial Judges | 37,203,759 | 37,283,510 | 79,751 | 0.21 | |
| | TOTAL JUDICIARY AND JUSTICE | 140,716,207 | 145,421,674 | 4,705,467 | 3.34 | 2.04 |
| EXECUTIVE AND ADMINISTRATIVE | | | | | | |
| S2013 | Ethics Commission | 750,319 | 754,641 | 4,322 | 0.58 | |
| S2045 | Governor's Office-Support & Mansion | 3,191,450 | 3,206,626 | 15,176 | 0.48 | |
| S2037 | Secretary of State | 17,590,511 | 15,146,621 | -2,443,890 | -13.89 | |
| | TOTAL EXECUTIVE AND ADMINISTRATIVE | 21,532,280 | 19,107,888 | -2,424,392 | -11.26 | 0.27 |
| FISCAL AFFAIRS | | | | | | |
| S2042 | Audit, Department of | 9,146,453 | 8,149,947 | -996,506 | -10.89 | |
| S2044 | Finance & Administration, Department of | 39,053,130 | 38,038,320 | -1,014,810 | -2.60 | |
| S2044 | Broadband Expan/Accessibility of MS, Ofc of | 433,500 | 433,500 | 0 | 0.00 | |
| S2044 | Mississippi Home Corporation | 1,810,227 | 1,810,227 | 0 | 0.00 | |
| S2044 | State Property Insurance | 22,270,619 | 23,466,713 | 1,196,094 | 5.37 | |
| S2044 | Status of Women, Commission on the | 44,125 | 44,125 | 0 | 0.00 | |
| S2032 | Information Technology Services, Dept of | 26,715,410 | 28,458,588 | 1,743,178 | 6.52 | |
| S2032 | Wireless Communication Commission | 11,968,985 | 11,921,851 | -47,134 | -0.39 | |
| S2033 | Personnel Board, State | 5,374,870 | 5,352,002 | -22,868 | -0.43 | |
| S2036 | Revenue, Department of | 57,136,029 | 56,985,898 | -150,131 | -0.26 | |
| S2038 | Tax Appeals, Board of | 662,799 | 666,936 | 4,137 | 0.62 | |
| | TOTAL FISCAL AFFAIRS | 174,616,147 | 175,328,107 | 711,960 | 0.41 | 2.46 |

Schedule I
General Fund Appropriations
Fiscal Year 2026 Compared With Fiscal Year 2025

| FY 2026 Bill No. | Agency Name | Appropriations FY 2025 | Appropriations FY 2026 | Increase or Decrease | Percent of Increase or Decrease | Percent of Total FY 2026 Appropriation |
|---------------------------------------|---|-----------------------------------|-----------------------------------|---------------------------------|--|---|
| PUBLIC EDUCATION | | | | | | |
| | Education, Department of | | | | | |
| H0042 | General Education Programs | 128,471,455 | 114,575,826 | -13,895,629 | -10.82 | |
| H0042 | Chickasaw Interest | 15,223,869 | 19,535,843 | 4,311,974 | 28.32 | |
| H0042 | Student Funding Formula | 2,690,627,163 | 2,706,830,239 | 16,203,076 | 0.60 | |
| H0042 | Vocational & Technical Education | 86,549,969 | 86,569,006 | 19,037 | 0.02 | |
| H0043 | Educational Television Authority | 4,746,807 | 4,713,545 | -33,262 | -0.70 | |
| H0044 | Library Commission | 11,126,235 | 11,160,252 | 34,017 | 0.31 | |
| | TOTAL PUBLIC EDUCATION | 2,936,745,498 | 2,943,384,711 | 6,639,213 | 0.23 | 41.25 |
| HIGHER EDUCATION | | | | | | |
| | Institutions of Higher Learning | | | | | |
| S2001 | Universities-General Support-Cons | 381,584,405 | 376,509,458 | -5,074,947 | -1.33 | |
| S2002 | Universities-Subsidiary Programs-Cons | 39,973,517 | 39,664,808 | -308,709 | -0.77 | |
| S2008 | Student Financial Aid, Office of | 51,952,895 | 47,255,243 | -4,697,652 | -9.04 | |
| S2009 | University of Mississippi Medical Ctr-Cons | 193,774,571 | 189,281,253 | -4,493,318 | -2.32 | |
| | Community & Junior Colleges | | | | | |
| S2010 | Board | 6,281,400 | 6,125,844 | -155,556 | -2.48 | |
| S2011 | Support | 230,162,672 | 227,653,510 | -2,509,162 | -1.09 | |
| | TOTAL HIGHER EDUCATION | 903,729,460 | 886,490,116 | -17,239,344 | -1.91 | 12.42 |
| PUBLIC HEALTH | | | | | | |
| H0019 | Health, State Department of | 63,697,497 | 61,003,348 | -2,694,149 | -4.23 | |
| H0019 | Local Governments & Rural Water | 4,300,000 | 8,300,000 | 4,000,000 | 93.02 | |
| H0019 | Mississippi Medical Cannabis | 7,787,845 | 7,787,845 | 0 | 0.00 | |
| | TOTAL PUBLIC HEALTH | 75,785,342 | 77,091,193 | 1,305,851 | 1.72 | 1.08 |
| HOSPITALS AND HOSPITAL SCHOOLS | | | | | | |
| S2016 | Mental Health, Department of-Cons | 255,633,716 | 257,779,194 | 2,145,478 | 0.84 | |
| | TOTAL HOSPITALS AND HOSPITAL SCHOOLS | 255,633,716 | 257,779,194 | 2,145,478 | 0.84 | 3.61 |
| AGRICULTURE AND ECONOMIC DEV | | | | | | |
| AGRICULTURE AND COMMERCE UNITS | | | | | | |
| S2028 | Agriculture & Commerce, Department of | 9,805,062 | 9,588,715 | -216,347 | -2.21 | |
| S2029 | County Livestock Shows | 251,540 | 266,540 | 15,000 | 5.96 | |
| S2030 | Animal Health, Board of | 1,801,395 | 1,913,967 | 112,572 | 6.25 | |
| | TOTAL AGRICULTURE AND COMMERCE UNITS | 11,857,997 | 11,769,222 | -88,775 | -0.75 | 0.16 |
| IHL - AGRICULTURAL UNITS | | | | | | |
| | Institutions of Higher Learning-Agricultural Prgs | | | | | |
| S2003 | ASU-Agric Research, Ext & Land-Grant Prgs | 7,851,172 | 7,887,984 | 36,812 | 0.47 | |
| S2004 | MSU-Agric & Forestry Experiment Station | 24,412,751 | 24,543,567 | 130,816 | 0.54 | |
| S2005 | MSU-Cooperative Extension Service | 33,536,601 | 33,373,050 | -163,551 | -0.49 | |
| S2006 | MSU-Forest & Wildlife Research Center | 6,229,585 | 6,262,007 | 32,422 | 0.52 | |
| S2007 | MSU-Veterinary Medicine, College of | 20,659,580 | 20,566,652 | -92,928 | -0.45 | |
| | TOTAL IHL - AGRICULTURAL UNITS | 92,689,689 | 92,633,260 | -56,429 | -0.06 | 1.30 |

Schedule I
General Fund Appropriations
Fiscal Year 2026 Compared With Fiscal Year 2025

| FY 2026 Bill No. | Agency Name | Appropriations FY 2025 | Appropriations FY 2026 | Increase or Decrease | Percent of Increase or Decrease | Percent of Total FY 2026 Appropriation |
|------------------------------------|---|-----------------------------------|-----------------------------------|---------------------------------|--|---|
| ECON AND COMMERCE DEV UNITS | | | | | | |
| S2046 | Mississippi Development Authority | 21,420,879 | 22,743,323 | 1,322,444 | 6.17 | |
| S2046 | Tennessee-Tombigbee Waterway Dev Auth | 250,635 | 252,069 | 1,434 | 0.57 | |
| | TOTAL ECON AND COMMERCE DEV UNITS | 21,671,514 | 22,995,392 | 1,323,878 | 6.11 | 0.32 |
| | TOTAL AGRICULTURE AND ECONOMIC DEV | 126,219,200 | 127,397,874 | 1,178,674 | 0.93 | 1.79 |
| CONSERVATION | | | | | | |
| H0001 | Archives & History, Department of | 12,580,718 | 13,059,583 | 478,865 | 3.81 | |
| H0001 | Statewide Oral History Project | 50,000 | 50,000 | 0 | 0.00 | |
| H0003 | Environmental Quality, Department of | 16,759,476 | 20,747,286 | 3,987,810 | 23.79 | |
| H0005 | Forestry Commission | 17,347,147 | 17,751,623 | 404,476 | 2.33 | |
| H0006 | Grand Gulf Military Monument Commission | 327,956 | 361,546 | 33,590 | 10.24 | |
| H0008 | Marine Resources, Department of | 3,604,594 | 3,731,912 | 127,318 | 3.53 | |
| H0014 | Soil & Water Conservation Commission | 588,548 | 566,583 | -21,965 | -3.73 | |
| H0015 | Wildlife, Fisheries & Parks, Dept of-Cons | 17,623,369 | 19,607,188 | 1,983,819 | 11.26 | |
| | TOTAL CONSERVATION | 68,881,808 | 75,875,721 | 6,993,913 | 10.15 | 1.06 |
| INSURANCE | | | | | | |
| H0022 | Insurance, Department of | 13,913,556 | 13,553,624 | -359,932 | -2.59 | |
| H0021 | State Fire Academy | 7,017,923 | 7,084,650 | 66,727 | 0.95 | |
| | TOTAL INSURANCE | 20,931,479 | 20,638,274 | -293,205 | -1.40 | 0.29 |
| CORRECTIONS | | | | | | |
| | Corrections, Department of | | | | | |
| S2026 | Central Office | 28,355,046 | 28,070,824 | -284,222 | -1.00 | |
| S2026 | Central Mississippi Correctional | 35,055,511 | 37,014,481 | 1,958,970 | 5.59 | |
| S2026 | Community Corrections | 27,472,229 | 27,493,893 | 21,664 | 0.08 | |
| S2026 | Delta Correctional Facility | 7,043,379 | 7,434,264 | 390,885 | 5.55 | |
| S2026 | Marshall County Correctional Facility | 11,695,023 | 9,060,720 | -2,634,303 | -22.52 | |
| S2026 | Medical Services | 113,447,209 | 121,647,214 | 8,200,005 | 7.23 | |
| S2026 | Parchman | 37,924,237 | 36,613,206 | -1,311,031 | -3.46 | |
| S2026 | Parole Board | 788,844 | 759,228 | -29,616 | -3.75 | |
| S2026 | Private Prisons | 68,467,753 | 69,464,004 | 996,251 | 1.46 | |
| S2026 | Regional Facilities | 50,331,765 | 54,806,825 | 4,475,060 | 8.89 | |
| S2026 | Reimbursement-Local Confinement | 10,064,537 | 10,064,537 | 0 | 0.00 | |
| S2026 | South Mississippi Correctional | 26,554,105 | 25,805,505 | -748,600 | -2.82 | |
| S2026 | Walnut Grove Correctional Facility | 11,464,324 | 9,968,509 | -1,495,815 | -13.05 | |
| | TOTAL CORRECTIONS | 428,663,962 | 438,203,210 | 9,539,248 | 2.23 | 6.14 |
| SOCIAL WELFARE | | | | | | |
| H0023 | Governor's Office-Medicaid, Division of | 847,968,406 | 906,639,774 | 58,671,368 | 6.92 | |
| H0017 | Child Protection Services, Department of | 163,761,588 | 136,486,724 | -27,274,864 | -16.66 | |
| H0020 | Human Services, Department of-Cons | 78,502,047 | 92,949,992 | 14,447,945 | 18.40 | |
| H0029 | Rehabilitation Services, Department of-Cons | 32,796,819 | 33,684,645 | 887,826 | 2.71 | |
| | TOTAL SOCIAL WELFARE | 1,123,028,860 | 1,169,761,135 | 46,732,275 | 4.16 | 16.39 |

Schedule I
General Fund Appropriations
Fiscal Year 2026 Compared With Fiscal Year 2025

| FY 2026 Bill No. | Agency Name | Appropriations FY 2025 | Appropriations FY 2026 | Increase or Decrease | Percent of Increase or Decrease | Percent of Total FY 2026 Appropriation |
|--|--|-----------------------------------|-----------------------------------|---------------------------------|--|---|
| MILITARY, POLICE AND VETS AFFAIRS | | | | | | |
| S2027 | Emergency Management Agency, Mississippi | 5,623,870 | 5,897,422 | 273,552 | 4.86 | |
| S2027 | Disaster Relief-Cons | 585,056 | 585,056 | 0 | 0.00 | |
| S2034 | Military Department-Cons | 9,490,876 | 9,546,428 | 55,552 | 0.59 | |
| S2015 | Public Safety, Department of-Cons | 173,016,709 | 168,604,209 | -4,412,500 | -2.55 | |
| S2035 | Veterans Affairs Board, State | 5,640,041 | 5,674,437 | 34,396 | 0.61 | |
| S2035 | State Veterans Home System | 6,357,359 | 6,357,359 | 0 | 0.00 | |
| | TOTAL MILITARY, POLICE AND VETS AFFAIRS | 200,713,911 | 196,664,911 | -4,049,000 | -2.02 | 2.76 |
| LOCAL ASSISTANCE | | | | | | |
| | Revenue, Department of | | | | | |
| S2036 | Homestead Exemption Reimbursement | 92,000,000 | 94,000,000 | 2,000,000 | 2.17 | |
| | TOTAL LOCAL ASSISTANCE | 92,000,000 | 94,000,000 | 2,000,000 | 2.17 | 1.32 |
| MISCELLANEOUS | | | | | | |
| H0041 | Arts Commission | 1,555,682 | 1,616,176 | 60,494 | 3.89 | |
| S2012 | Employment Security, MS Department of | 1,800,000 | 1,800,000 | 0 | 0.00 | |
| S2012 | Workforce Development, Office of | 20,986,205 | 20,517,897 | -468,308 | -2.23 | |
| S2031 | Gaming Commission | 9,237,934 | 9,586,041 | 348,107 | 3.77 | |
| H0012 | Public Service Commission | 5,017,322 | 5,050,924 | 33,602 | 0.67 | |
| H0013 | Public Utilities Staff | 2,666,616 | 2,566,599 | -100,017 | -3.75 | |
| S2039 | Workers' Compensation Commission | 6,111,983 | 6,164,999 | 53,016 | 0.87 | |
| | TOTAL MISCELLANEOUS | 47,375,742 | 47,302,636 | -73,106 | -0.15 | 0.66 |
| DEBT SERVICE | | | | | | |
| | Treasurer's Office, State | | | | | |
| S2041 | Bank Service Charge | 500,000 | 500,000 | 0 | 0.00 | |
| S2041 | Bonds & Interest Payment | 418,041,895 | 421,865,135 | 3,823,240 | 0.91 | |
| | TOTAL DEBT SERVICE | 418,541,895 | 422,365,135 | 3,823,240 | 0.91 | 5.92 |
| | TOTAL GENERAL FD APPROP (RECURRING) | 7,073,211,784 | 7,135,170,050 | 61,958,266 | 0.88 | 100.00 |
| REAPPROPRIATIONS FROM FY 2025 | | | | | | |
| S2001 | IHL-GS-TK Martin Ctr IDEA Early Intervention | 0 | 100,000 | 100,000 | 100.00 | |
| H0035 | Legislative Expense-Regular-House Contingency | 0 | 500,000 | 500,000 | 100.00 | |
| H0035 | Legislative Expense-Regular-Senate Contingency | 0 | 500,000 | 500,000 | 100.00 | |
| H0035 | Legislative Budget Committee, Joint (GF/CEF) | 0 | 500,000 | 500,000 | 100.00 | |
| H0035 | Legislative PEER Committee, Joint | 0 | 100,000 | 100,000 | 100.00 | |
| H0035 | Legislative Expense-Regular-Joint Operations | 0 | 500,000 | 500,000 | 100.00 | |
| H0035 | Legislative-Reapportionment Committee, Joint | 0 | 15,000 | 15,000 | 100.00 | |
| S2037 | Secretary of State-System Updates & Upgrades | 0 | 3,977,000 | 3,977,000 | 100.00 | |
| | TOTAL REAPPROPRIATIONS FROM FY 2025 | 0 | 6,192,000 | 6,192,000 | 100.00 | |
| | TOTAL GENERAL FD APPROP & REAPPROPS | 7,073,211,784 | 7,141,362,050 | 68,150,266 | 0.96 | |

Schedule IA
State Support Appropriations
Fiscal Year 2026 Compared With Fiscal Year 2025

| FY 2026 Bill No. | Agency Name | Appropriations FY 2025 | Appropriations FY 2026 | Increase or Decrease | Percent of Increase or Decrease | Percent of Total FY 2026 Appropriation |
|-------------------------------------|---|-----------------------------------|-----------------------------------|---------------------------------|--|---|
| LEGISLATIVE | | | | | | |
| H0035 | Legislative Expense-Regular | 25,333,462 | 25,492,859 | 159,397 | 0.63 | |
| H0035 | Legislative Expense-Monthly Allowance | 3,847,035 | 3,893,237 | 46,202 | 1.20 | |
| H0035 | Legislative Budget Committee, Joint | 8,342,439 | 7,678,110 | -664,329 | -7.96 | |
| H0035 | Legislative PEER Committee, Joint | 3,892,768 | 3,682,504 | -210,264 | -5.40 | |
| H0035 | Legislative Reapportionment Com, Joint | 323,162 | 323,941 | 779 | 0.24 | |
| H0035 | Energy Council, The | 38,400 | 38,400 | 0 | 0.00 | |
| H0035 | Interstate Cooperation, Commission on | 361,899 | 376,218 | 14,319 | 3.96 | |
| H0035 | Southern States Energy Board | 29,077 | 29,077 | 0 | 0.00 | |
| H0035 | Uniform State Laws, Commission on | 41,835 | 43,925 | 2,090 | 5.00 | |
| | TOTAL LEGISLATIVE | 42,210,077 | 41,558,271 | -651,806 | -1.54 | 0.53 |
| JUDICIARY AND JUSTICE | | | | | | |
| H0032 | Attorney General, Office of the | 33,855,444 | 33,892,028 | 36,584 | 0.11 | |
| | No-Call Telephone Solicitation | 243,392 | 0 | -243,392 | -100.00 | |
| | Judgments & Settlements | 2,775,356 | 0 | -2,775,356 | -100.00 | |
| H0033 | Capital Post-Conviction Counsel, Office of | 2,039,800 | 1,996,447 | -43,353 | -2.13 | |
| H0034 | District Attorneys & Staff | 31,554,631 | 33,590,882 | 2,036,251 | 6.45 | |
| | State Case Backlog | 459,745 | 0 | -459,745 | -100.00 | |
| S2014 | Judicial Performance, Commission on | 714,784 | 887,141 | 172,357 | 24.11 | |
| H0037 | State Public Defender, Office of | 4,614,947 | 5,219,135 | 604,188 | 13.09 | |
| | State Case Backlog | 306,518 | 0 | -306,518 | -100.00 | |
| | Supreme Court | | | | | |
| H0038 | Supreme Court Services, Office of | 7,608,682 | 7,653,926 | 45,244 | 0.59 | |
| H0038 | Administrative Office of Courts | 17,824,682 | 18,171,454 | 346,772 | 1.95 | |
| | Eligible Expenditures | 571,363 | 0 | -571,363 | -100.00 | |
| H0038 | Court of Appeals | 5,476,546 | 7,505,151 | 2,028,605 | 37.04 | |
| H0038 | Trial Judges | 37,203,759 | 37,283,510 | 79,751 | 0.21 | |
| | TOTAL JUDICIARY AND JUSTICE | 145,249,649 | 146,199,674 | 950,025 | 0.65 | 1.86 |
| EXECUTIVE AND ADMINISTRATIVE | | | | | | |
| S2013 | Ethics Commission | 750,319 | 754,641 | 4,322 | 0.58 | |
| S2045 | Governor's Office-Support & Mansion | 3,191,450 | 3,206,626 | 15,176 | 0.48 | |
| S2037 | Secretary of State | 19,665,511 | 15,354,621 | -4,310,890 | -21.92 | |
| | TOTAL EXECUTIVE AND ADMINISTRATIVE | 23,607,280 | 19,315,888 | -4,291,392 | -18.18 | 0.25 |
| FISCAL AFFAIRS | | | | | | |
| S2042 | Audit, Department of | 9,146,453 | 8,149,947 | -996,506 | -10.89 | |
| S2044 | Finance & Administration, Department of | 53,011,047 | 45,288,320 | -7,722,727 | -14.57 | |
| S2044 | Broadband Expan/Accessibility of MS, Ofc of | 433,500 | 433,500 | 0 | 0.00 | |
| S2044 | Mississippi Home Corporation | 1,810,227 | 1,810,227 | 0 | 0.00 | |
| S2044 | State Property Insurance | 22,270,619 | 23,466,713 | 1,196,094 | 5.37 | |
| S2044 | Status of Women, Commission on the | 44,125 | 44,125 | 0 | 0.00 | |
| | Independent K-12 School Grant Program | 10,000,000 | 0 | -10,000,000 | -100.00 | |
| | Independent Colleges & Universities | 8,138,861 | 0 | -8,138,861 | -100.00 | |
| | Tourism-Destination Marketing Organizations | 748,946 | 0 | -748,946 | -100.00 | |
| S2032 | Information Technology Services, Dept of | 30,415,410 | 28,458,588 | -1,956,822 | -6.43 | |
| S2032 | Wireless Communication Commission | 19,897,026 | 11,921,851 | -7,975,175 | -40.08 | |
| S2033 | Personnel Board, State | 5,374,870 | 5,352,002 | -22,868 | -0.43 | |
| S2036 | Revenue, Department of | 59,550,160 | 57,760,898 | -1,789,262 | -3.00 | |

Schedule IA
State Support Appropriations
Fiscal Year 2026 Compared With Fiscal Year 2025

| FY 2026 Bill No. | Agency Name | Appropriations FY 2025 | Appropriations FY 2026 | Increase or Decrease | Percent of Increase or Decrease | Percent of Total FY 2026 Appropriation |
|-----------------------------|---|-----------------------------------|-----------------------------------|---------------------------------|--|---|
| S2038 | Tax Appeals, Board of | 662,799 | 666,936 | 4,137 | 0.62 | |
| | TOTAL FISCAL AFFAIRS | 221,504,043 | 183,353,107 | -38,150,936 | -17.22 | 2.33 |
| | PUBLIC EDUCATION | | | | | |
| | Education, Department of | | | | | |
| H0042 | General Education Programs | 258,774,342 | 233,983,407 | -24,790,935 | -9.58 | |
| H0042 | Chickasaw Interest | 15,223,869 | 19,535,843 | 4,311,974 | 28.32 | |
| H0042 | Student Funding Formula | 2,958,652,725 | 2,974,855,801 | 16,203,076 | 0.55 | |
| H0042 | Vocational & Technical Education | 93,187,227 | 93,206,264 | 19,037 | 0.02 | |
| H0043 | Educational Television Authority | 10,410,542 | 8,332,511 | -2,078,031 | -19.96 | |
| H0044 | Library Commission | 11,970,082 | 12,004,099 | 34,017 | 0.28 | |
| | TOTAL PUBLIC EDUCATION | 3,348,218,787 | 3,341,917,925 | -6,300,862 | -0.19 | 42.52 |
| | HIGHER EDUCATION | | | | | |
| | Institutions of Higher Learning | | | | | |
| S2001 | Universities-General Support-Cons | 531,263,565 | 451,882,528 | -79,381,037 | -14.94 | |
| S2002 | Universities-Subsidiary Programs-Cons | 41,871,759 | 40,495,550 | -1,376,209 | -3.29 | |
| S2008 | Student Financial Aid, Office of | 56,952,895 | 50,255,243 | -6,697,652 | -11.76 | |
| | Nurse Loan Repayment | 5,382,000 | 0 | -5,382,000 | -100.00 | |
| S2009 | University of Mississippi Medical Ctr-Cons | 256,656,527 | 198,994,713 | -57,661,814 | -22.47 | |
| | Teaching Hosp-Psychiatric Adol Fac R&R | 4,827,885 | 0 | -4,827,885 | -100.00 | |
| | Community & Junior Colleges | | | | | |
| S2010 | Board | 33,137,400 | 6,931,844 | -26,205,556 | -79.08 | |
| S2011 | Support | 305,948,458 | 292,439,296 | -13,509,162 | -4.42 | |
| | TOTAL HIGHER EDUCATION | 1,236,040,489 | 1,040,999,174 | -195,041,315 | -15.78 | 13.24 |
| | PUBLIC HEALTH | | | | | |
| H0019 | Health, State Department of | 104,346,640 | 92,332,131 | -12,014,509 | -11.51 | |
| H0019 | Burn Care Fund, Mississippi (See II) | 1,893,426 | 0 | -1,893,426 | -100.00 | |
| H0019 | Local Governments & Rural Water | 7,670,600 | 8,300,000 | 629,400 | 8.21 | |
| H0019 | Mississippi Medical Cannabis | 7,787,845 | 7,787,845 | 0 | 0.00 | |
| | ARPA Rural Water Associations Infra Gr Prg | 354,084,816 | 0 | -354,084,816 | -100.00 | |
| | COVID-19 Hospital Expanded Capacity Prg | 7,626,839 | 0 | -7,626,839 | -100.00 | |
| | Local Provider Innovation Grant Program | 17,528,436 | 0 | -17,528,436 | -100.00 | |
| | TOTAL PUBLIC HEALTH | 500,938,602 | 108,419,976 | -392,518,626 | -78.36 | 1.38 |
| | HOSPITALS AND HOSPITAL SCHOOLS | | | | | |
| S2016 | Mental Health, Department of-Cons | 276,610,602 | 278,731,080 | 2,120,478 | 0.77 | |
| | Behavioral & Mental Health Needs | 50,612,178 | 0 | -50,612,178 | -100.00 | |
| S2016 | Children & Youth Service Facilities | 20,000,000 | 0 | -20,000,000 | -100.00 | |
| | TOTAL HOSPITALS AND HOSPITAL SCHOOLS | 347,222,780 | 278,731,080 | -68,491,700 | -19.73 | 3.55 |
| | AGRICULTURE AND ECONOMIC DEV | | | | | |
| | AGRICULTURE AND COMMERCE UNITS | | | | | |
| S2028 | Agriculture & Commerce, Department of | 10,105,062 | 10,313,715 | 208,653 | 2.06 | |
| S2029 | County Livestock Shows | 251,540 | 266,540 | 15,000 | 5.96 | |
| S2030 | Animal Health, Board of | 1,801,395 | 1,913,967 | 112,572 | 6.25 | |
| | TOTAL AGRICULTURE AND COMMERCE UNITS | 12,157,997 | 12,494,222 | 336,225 | 2.77 | 0.16 |
| | IHL - AGRICULTURAL UNITS | | | | | |
| | Institutions of Higher Learning-Agricultural Prgs | | | | | |
| S2003 | ASU-Agric Research, Ext & Land-Grant Prgs | 8,186,172 | 8,222,984 | 36,812 | 0.45 | |

Schedule IA
State Support Appropriations
Fiscal Year 2026 Compared With Fiscal Year 2025

| FY 2026 Bill No. | Agency Name | Appropriations FY 2025 | Appropriations FY 2026 | Increase or Decrease | Percent of Increase or Decrease | Percent of Total FY 2026 Appropriation |
|-----------------------------|---|-----------------------------------|-----------------------------------|---------------------------------|--|---|
| S2004 | MSU-Agric & Forestry Experiment Station | 25,762,751 | 25,893,567 | 130,816 | 0.51 | |
| S2005 | MSU-Cooperative Extension Service | 34,786,601 | 34,623,050 | -163,551 | -0.47 | |
| S2006 | MSU-Forest & Wildlife Research Center | 7,679,585 | 6,712,007 | -967,578 | -12.60 | |
| S2007 | MSU-Veterinary Medicine, College of | 21,409,580 | 21,316,652 | -92,928 | -0.43 | |
| | TOTAL IHL - AGRICULTURAL UNITS | 97,824,689 | 96,768,260 | -1,056,429 | -1.08 | 1.23 |
| | ECON AND COMMERCE DEV UNITS | | | | | |
| S2046 | Mississippi Development Authority | 24,352,731 | 22,743,323 | -1,609,408 | -6.61 | |
| S2047 | Gulf Coast Restoration Funds | 139,559,253 | 0 | -139,559,253 | -100.00 | |
| S2046 | Tennessee-Tombigbee Waterway Dev Auth | 250,635 | 252,069 | 1,434 | 0.57 | |
| | TOTAL ECON AND COMMERCE DEV UNITS | 164,162,619 | 22,995,392 | -141,167,227 | -85.99 | 0.29 |
| | TOTAL AGRICULTURE AND ECONOMIC DEV | 274,145,305 | 132,257,874 | -141,887,431 | -51.76 | 1.68 |
| | CONSERVATION | | | | | |
| H0001 | Archives & History, Department of | 36,546,853 | 13,059,583 | -23,487,270 | -64.27 | |
| H0001 | Statewide Oral History Project | 50,000 | 50,000 | 0 | 0.00 | |
| H0003 | Environmental Quality, Department of | 19,725,524 | 20,997,286 | 1,271,762 | 6.45 | |
| | Municipality & Cnty Water Infra (MCWI) Gr Prg | 413,358,387 | 0 | -413,358,387 | -100.00 | |
| H0005 | Forestry Commission | 17,347,147 | 17,751,623 | 404,476 | 2.33 | |
| H0006 | Grand Gulf Military Monument Commission | 805,852 | 561,546 | -244,306 | -30.32 | |
| H0008 | Marine Resources, Department of | 3,604,594 | 3,731,912 | 127,318 | 3.53 | |
| H0009 | Oil & Gas Board (See II) | 0 | 2,300,000 | 2,300,000 | 100.00 | |
| H0011 | Pearl River Valley Water Supply Dist (See II) | 2,354,821 | 0 | -2,354,821 | -100.00 | |
| H0014 | Soil & Water Conservation Commission | 680,548 | 566,583 | -113,965 | -16.75 | |
| H0015 | Wildlife, Fisheries & Parks, Dept of-Cons | 28,130,947 | 19,732,523 | -8,398,424 | -29.85 | |
| | TOTAL CONSERVATION | 522,604,673 | 78,751,056 | -443,853,617 | -84.93 | 1.00 |
| | INSURANCE | | | | | |
| H0022 | Insurance, Department of | 13,938,556 | 13,553,624 | -384,932 | -2.76 | |
| H0021 | State Fire Academy | 9,252,923 | 7,334,650 | -1,918,273 | -20.73 | |
| | TOTAL INSURANCE | 23,191,479 | 20,888,274 | -2,303,205 | -9.93 | 0.27 |
| | CORRECTIONS | | | | | |
| | Corrections, Department of | | | | | |
| S2026 | Central Office | 49,855,046 | 28,070,824 | -21,784,222 | -43.70 | |
| S2026 | Central Mississippi Correctional | 35,055,511 | 37,014,481 | 1,958,970 | 5.59 | |
| S2026 | Community Corrections | 27,472,229 | 27,493,893 | 21,664 | 0.08 | |
| S2026 | Delta Correctional Facility | 7,043,379 | 7,434,264 | 390,885 | 5.55 | |
| S2026 | Marshall County Correctional Facility | 11,695,023 | 9,060,720 | -2,634,303 | -22.52 | |
| S2026 | Medical Services | 113,447,209 | 121,647,214 | 8,200,005 | 7.23 | |
| S2026 | Parchman | 37,924,237 | 36,613,206 | -1,311,031 | -3.46 | |
| S2026 | Parole Board | 788,844 | 759,228 | -29,616 | -3.75 | |
| S2026 | Private Prisons | 68,467,753 | 69,464,004 | 996,251 | 1.46 | |
| S2026 | Regional Facilities | 50,331,765 | 54,806,825 | 4,475,060 | 8.89 | |
| S2026 | Reimbursement-Local Confinement | 10,064,537 | 10,064,537 | 0 | 0.00 | |
| S2026 | South Mississippi Correctional | 26,554,105 | 25,805,505 | -748,600 | -2.82 | |
| S2026 | Walnut Grove Correctional Facility | 11,464,324 | 9,968,509 | -1,495,815 | -13.05 | |
| | TOTAL CORRECTIONS | 450,163,962 | 438,203,210 | -11,960,752 | -2.66 | 5.58 |
| | SOCIAL WELFARE | | | | | |
| H0023 | Governor's Office-Medicaid, Division of | 911,198,409 | 969,869,777 | 58,671,368 | 6.44 | |

Schedule IA
State Support Appropriations
Fiscal Year 2026 Compared With Fiscal Year 2025

| FY 2026 Bill No. | Agency Name | Appropriations FY 2025 | Appropriations FY 2026 | Increase or Decrease | Percent of Increase or Decrease | Percent of Total FY 2026 Appropriation |
|-----------------------------|---|-----------------------------------|-----------------------------------|---------------------------------|--|---|
| H0017 | Child Protection Services, Department of | 209,903,728 | 136,486,724 | -73,417,004 | -34.98 | |
| H0020 | Human Services, Department of-Cons | 141,077,145 | 92,949,992 | -48,127,153 | -34.11 | |
| H0029 | Rehabilitation Services, Department of-Cons | 36,478,621 | 37,366,447 | 887,826 | 2.43 | |
| | TOTAL SOCIAL WELFARE | 1,298,657,903 | 1,236,672,940 | -61,984,963 | -4.77 | 15.73 |
| | MILITARY, POLICE AND VETS AFFAIRS | | | | | |
| S2027 | Emergency Management Agency, Mississippi | 5,698,870 | 5,897,422 | 198,552 | 3.48 | |
| S2027 | Disaster Relief-Cons | 585,056 | 585,056 | 0 | 0.00 | |
| S2034 | Military Department-Cons | 37,768,036 | 20,546,428 | -17,221,608 | -45.60 | |
| S2015 | Public Safety, Department of-Cons | 194,792,264 | 177,601,209 | -17,191,055 | -8.83 | |
| | Law Enforcement Officers Equipment | 3,500,000 | 0 | -3,500,000 | -100.00 | |
| S2035 | Veterans Affairs Board, State | 8,140,041 | 6,049,437 | -2,090,604 | -25.68 | |
| S2035 | State Veterans Home System | 9,557,359 | 12,357,359 | 2,800,000 | 29.30 | |
| | TOTAL MILITARY, POLICE AND VETS AFFAIRS | 260,041,626 | 223,036,911 | -37,004,715 | -14.23 | 2.84 |
| | LOCAL ASSISTANCE | | | | | |
| | Revenue, Department of | | | | | |
| S2036 | Homestead Exemption Reimbursement | 92,000,000 | 94,000,000 | 2,000,000 | 2.17 | |
| | TOTAL LOCAL ASSISTANCE | 92,000,000 | 94,000,000 | 2,000,000 | 2.17 | 1.20 |
| | MISCELLANEOUS | | | | | |
| H0041 | Arts Commission | 9,943,577 | 6,906,176 | -3,037,401 | -30.55 | |
| S2012 | Employment Security, MS Department of | 1,800,000 | 1,800,000 | 0 | 0.00 | |
| S2012 | Workforce Development, Office of | 75,124,757 | 20,992,897 | -54,131,860 | -72.06 | |
| S2031 | Gaming Commission | 9,237,934 | 9,586,041 | 348,107 | 3.77 | |
| H0036 | Public Employees' Retirement System (See II) | 0 | 200,000 | 200,000 | 100.00 | |
| H0012 | Public Service Commission | 5,017,322 | 5,050,924 | 33,602 | 0.67 | |
| H0013 | Public Utilities Staff | 2,666,616 | 2,566,599 | -100,017 | -3.75 | |
| | Transportation, MS Dept of-Surface Trans Prjs | 50,000,000 | 0 | -50,000,000 | -100.00 | |
| S2039 | Workers' Compensation Commission | 6,111,983 | 6,164,999 | 53,016 | 0.87 | |
| | TOTAL MISCELLANEOUS | 159,902,189 | 53,267,636 | -106,634,553 | -66.69 | 0.68 |
| | DEBT SERVICE | | | | | |
| | Treasurer's Office, State | | | | | |
| S2041 | Bank Service Charge | 500,000 | 500,000 | 0 | 0.00 | |
| S2041 | Bonds & Interest Payment | 418,041,895 | 421,865,135 | 3,823,240 | 0.91 | |
| | TOTAL DEBT SERVICE | 418,541,895 | 422,365,135 | 3,823,240 | 0.91 | 5.37 |
| | TOTAL GENERAL FD APPROP (RECURRING) | 9,364,240,739 | 7,859,938,131 | -1,504,302,608 | -16.06 | 100.00 |
| | GENERAL FD APPROP (NON-RECURRING) | | | | | |
| | Finance & Administration, Department of | | | | | |
| S2044 | BOB-Capital Projects (See II) | 117,505,362 | 0 | -117,505,362 | -100.00 | |
| | BOB-Eligible Prjs-St Ags/Institutions/JUCO | 246,820,903 | 0 | -246,820,903 | -100.00 | |
| | TOTAL GENERAL FD APPROP (NON-RECURRING) | 364,326,265 | 0 | -364,326,265 | -100.00 | 0.00 |
| | TOTAL STATE SUPPORT APPROP | 9,728,567,004 | 7,859,938,131 | -1,868,628,873 | -19.21 | 100.00 |
| | REAPPROPRIATIONS FROM FY 2025 | | | | | |
| H0001 | Archives & History-Crigler Park Prj (CEF) | 0 | 2,428,214 | 2,428,214 | 100.00 | |
| H0001 | Archives & History-de la Pointe-Krebs House (CEF) | 0 | 57,992 | 57,992 | 100.00 | |
| H0001 | Archives & History-R&R Construction Prjs (CEF) | 0 | 14,268,419 | 14,268,419 | 100.00 | |

Schedule IA
State Support Appropriations
Fiscal Year 2026 Compared With Fiscal Year 2025

| FY 2026 Bill No. | Agency Name | Appropriations FY 2025 | Appropriations FY 2026 | Increase or Decrease | Percent of Increase or Decrease | Percent of Total FY 2026 Appropriation |
|-----------------------------|---|-----------------------------------|-----------------------------------|---------------------------------|--|---|
| H0001 | Archives & History-Vicksburg Mil Pk Interp (CEF) | 0 | 5,997,080 | 5,997,080 | 100.00 | |
| H0041 | Arts Comm-Building Fund for Arts Initiative (CEF) | 0 | 3,288,781 | 3,288,781 | 100.00 | |
| S2048 | Child Protection Svcs-COVID-19 Opnl Exp (CSFRF) | 0 | 22,000,000 | 22,000,000 | 100.00 | |
| H0017 | Child Protection Svcs-IT System (CEF) | 0 | 2,500,000 | 2,500,000 | 100.00 | |
| S2048 | District Attys & Staff-State Case Backlog (CSFRF) | 0 | 105,000 | 105,000 | 100.00 | |
| H0042 | Education-GE-Early Learning Collaboratives (EEF) | 0 | 15,485,203 | 15,485,203 | 100.00 | |
| H0042 | Education-GE-Instructional Materials (EEF) | 0 | 2,732,190 | 2,732,190 | 100.00 | |
| H0042 | Education-GE-Other Early Learning Prgs (EEF) | 0 | 11,900,000 | 11,900,000 | 100.00 | |
| H0043 | Educ Television Auth-Digital Cont/MS Hist (EEF) | 0 | 522,968 | 522,968 | 100.00 | |
| H0043 | Educ Television Auth-Medgar Evers Doc (EEF) | 0 | 200,840 | 200,840 | 100.00 | |
| H0043 | Educ Television Auth-Tower Maint/Upg (EEF) | 0 | 175,394 | 175,394 | 100.00 | |
| S2027 | Emergency Mgmt Ag-Vehicle Purchases (CEF) | 0 | 47,563 | 47,563 | 100.00 | |
| S2048 | Employment Security-Workforce Dev Ofc (CSFRF) | 0 | 37,594,226 | 37,594,226 | 100.00 | |
| S2048 | Environmental Quality-MCWI Grant Prg (CSFRF) | 0 | 358,693,365 | 358,693,365 | 100.00 | |
| H0040 | Fin & Admin-BOB-ASU Water Treatment Fac (CEF) | 0 | 241,974 | 241,974 | 100.00 | |
| H0040 | Fin & Admin-BOB-Capital Prjs (Fund 64933)(CEF) | 0 | 470,088 | 470,088 | 100.00 | |
| H0040 | Fin & Admin-BOB-Capital Prjs (Fund 64935)(CEF) | 0 | 827,893 | 827,893 | 100.00 | |
| H0040 | Fin & Admin-BOB-Capital Prjs (Fund 64936)(CEF) | 0 | 14,261,539 | 14,261,539 | 100.00 | |
| H0040 | Fin & Admin-BOB-Capital Prjs (Fund 64943)(CEF) | 0 | 2,525,566 | 2,525,566 | 100.00 | |
| H0040 | Fin & Admin-BOB-Capital Prjs (Fund 64945)(CEF) | 0 | 11,882,907 | 11,882,907 | 100.00 | |
| H0040 | Fin & Admin-BOB-Capital Prjs (Fund 64946) (CEF) | 0 | 9,106,300 | 9,106,300 | 100.00 | |
| H0040 | Fin & Admin-BOB-Capital Prjs (Fund 64947)(CEF) | 0 | 6,229,587 | 6,229,587 | 100.00 | |
| H0040 | Fin & Admin-BOB-DPS-MLEOTA (CEF) | 0 | 87,069 | 87,069 | 100.00 | |
| H0040 | Fin & Admin-BOB-DPS-New Headquarters (CEF) | 0 | 47,447,153 | 47,447,153 | 100.00 | |
| H0040 | Fin & Admin-BOB-Elig Prjs-Ags/Inst/JUCO (CSFRF) | 0 | 134,549,679 | 134,549,679 | 100.00 | |
| S2044 | Fin & Admin-Elig Admin/Reporting Exp (CSFRF) | 0 | 6,780,203 | 6,780,203 | 100.00 | |
| S2048 | Fin & Admin-Independent Colleges/Univ (MAICU) | 0 | 7,215,238 | 7,215,238 | 100.00 | |
| S2048 | Fin & Admin-Indep Sch Infra Grant Prg (CSFRF) | 0 | 1,200,000 | 1,200,000 | 100.00 | |
| S2048 | Fin & Admin-Tourism-Dest Mktg Org (CSFRF) | 0 | 602,722 | 602,722 | 100.00 | |
| H0006 | Grand Gulf Military Mnmt Comm-Park Exp (CEF) | 0 | 273,499 | 273,499 | 100.00 | |
| S2048 | Health-ARPA Rural Water Assoc Infra Gr (CSFRF) | 0 | 295,422,517 | 295,422,517 | 100.00 | |
| S2048 | Health-COVID-19 Hosp Expan Capacity (CSFRF) | 0 | 2,103,442 | 2,103,442 | 100.00 | |
| S2048 | Health-COVID-19 Operational Expenses (CSFRF) | 0 | 1,950,581 | 1,950,581 | 100.00 | |
| S2048 | Health-Local Provider Innov Grant Prg (CSFRF) | 0 | 14,481,807 | 14,481,807 | 100.00 | |
| H0020 | Human Svcs-Support-Computer Expenses (CEF) | 0 | 2,188,624 | 2,188,624 | 100.00 | |
| H0020 | Human Svcs-Support-New Computer Sys (CEF) | 0 | 54,000,000 | 54,000,000 | 100.00 | |
| S2001 | IHL-GS-BOB-Construction &/or R&R Prjs (CEF) | 0 | 537,238 | 537,238 | 100.00 | |
| S2001 | IHL-GS-BOB-R&R Prjs (CEF) | 0 | 6,774,948 | 6,774,948 | 100.00 | |
| S2001 | IHL-GS-Delta State University Prjs (EEF) | 0 | 7,769,112 | 7,769,112 | 100.00 | |
| S2001 | IHL-GS-Various Campus Prjs (EEF) | 0 | 19,616,614 | 19,616,614 | 100.00 | |
| S2001 | IHL-GS-TK Martin Ctr IDEA Early Intervention | 0 | 100,000 | 100,000 | 100.00 | |
| S2001 | IHL-GS-USM Ocean Enterprise-Gulfport (CEF) | 0 | 5,000,000 | 5,000,000 | 100.00 | |
| S2001 | IHL-GS-Construction &/or R&R Prjs (EEF) | 0 | 8,441,221 | 8,441,221 | 100.00 | |
| S2006 | IHL-MSU-Forest & Wildl Resrch Ctr-Deer Lab (CEF) | 0 | 1,000,000 | 1,000,000 | 100.00 | |
| S2008 | IHL-SFA-FAITH Scholarship Prg Act (EEF) | 0 | 100,000 | 100,000 | 100.00 | |
| S2048 | IHL-SFA-Nurse Loan Repayment Prg (CSFRF) | 0 | 4,685,778 | 4,685,778 | 100.00 | |
| S2008 | IHL-SFA-Wm Winter & Jack Reed, Sr TLRP (EEF) | 0 | 150,000 | 150,000 | 100.00 | |
| S2009 | IHL-UMMC-Asylum Hill Prj (CEF) | 0 | 2,053,082 | 2,053,082 | 100.00 | |
| S2009 | IHL-UMMC-MS Rare Disease Advis Council (CEF) | 0 | 82,566 | 82,566 | 100.00 | |
| S2048 | IHL-UMMC-New Nursing School (CSFRLRF) | 0 | 40,000,000 | 40,000,000 | 100.00 | |

Schedule IA
State Support Appropriations
Fiscal Year 2026 Compared With Fiscal Year 2025

| FY 2026 | | Appropriations | Appropriations | Increase or | Percent of | Percent of |
|-----------------|---|-----------------------|-----------------------|----------------------|--------------------|----------------------|
| Bill No. | Agency Name | FY 2025 | FY 2026 | Decrease | Increase or | Total FY 2026 |
| | | | | | Decrease | Appropriation |
| S2048 | IHL-UMMC-Psychiatric Adol Fac R&R (CSFRLRF) | 0 | 1,652,000 | 1,652,000 | 100.00 | |
| S2002 | IHL-Univ-Subs Prg-R&R Fire Detn/Sup Sys (CEF) | 0 | 300,000 | 300,000 | 100.00 | |
| H0021 | Insurance-SFA-Heat Bldg Cmpnts Repl (CEF) | 0 | 1,750,000 | 1,750,000 | 100.00 | |
| H0021 | Insurance-SFA-Specialty Rescue Truck Purch (CEF) | 0 | 75,000 | 75,000 | 100.00 | |
| S2032 | ITS-Upgrades/Maintenance SPAHRS (CEF) | 0 | 1,500,000 | 1,500,000 | 100.00 | |
| H0035 | Legislative Expense-Regular-House Contingency | 0 | 500,000 | 500,000 | 100.00 | |
| H0035 | Legislative Expense-Regular-Senate Contingency | 0 | 500,000 | 500,000 | 100.00 | |
| H0035 | Legislative Budget Committee, Joint (GF/CEF) | 0 | 3,338,800 | 3,338,800 | 100.00 | |
| H0035 | Legislative PEER Committee, Joint | 0 | 100,000 | 100,000 | 100.00 | |
| H0035 | Legislative Expense-Regular-Joint Operations | 0 | 500,000 | 500,000 | 100.00 | |
| H0035 | Legislative-Reapportionment Committee, Joint | 0 | 15,000 | 15,000 | 100.00 | |
| S2048 | Mental Health-Behavioral & MH Needs (CSFRF) | 0 | 46,251,485 | 46,251,485 | 100.00 | |
| S2016 | Mental Health-CARES Ctr Const & Renov (CEF) | 0 | 20,000,000 | 20,000,000 | 100.00 | |
| S2034 | Military-R&R Youth Challenge Acad Fac (CEF) | 0 | 1,600,000 | 1,600,000 | 100.00 | |
| S2048 | Military-Support-ARNG Capital Prjs (CSFRF) | 0 | 6,600,000 | 6,600,000 | 100.00 | |
| S2046 | MS Dev Auth-Administrative Expenses (GCRF) | 0 | 743,478 | 743,478 | 100.00 | |
| S2046 | MS Dev Auth-Air Services Development Act (CEF) | 0 | 246,431 | 246,431 | 100.00 | |
| S2047 | MS Dev Auth-Gulf Coast Restor Prjs (FY24)(GCRF) | 0 | 40,805,677 | 40,805,677 | 100.00 | |
| S2047 | MS Dev Auth-Gulf Coast Restor Prjs (FY23)(GCRF) | 0 | 27,896,595 | 27,896,595 | 100.00 | |
| S2047 | MS Dev Auth-Gulf Coast Restor Prjs (FY22)(GCRF) | 0 | 28,631,018 | 28,631,018 | 100.00 | |
| S2047 | MS Dev Auth-Gulf Coast Restor Prjs (FY21)(GCRF) | 0 | 16,941,340 | 16,941,340 | 100.00 | |
| S2047 | MS Dev Auth-Incentives Prjs (GCRF) | 0 | 3,500,000 | 3,500,000 | 100.00 | |
| H0011 | Pearl Riv Vly WSD-Dredg Ross Barnett Resvr (CEF) | 0 | 1,427,719 | 1,427,719 | 100.00 | |
| H0011 | Pearl Riv Vly WSD-Waterwood Well (CEF) | 0 | 158,305 | 158,305 | 100.00 | |
| S2048 | Public Safety-Cap Prjs-Bldgs/CP/Opnl Exp (CSFRF) | 0 | 2,339,329 | 2,339,329 | 100.00 | |
| S2015 | Public Safety-Capitol Police Vehicles (CEF) | 0 | 1,465,604 | 1,465,604 | 100.00 | |
| S2015 | Public Safety-Driver Svcs-Canton Building (CEF) | 0 | 161,671 | 161,671 | 100.00 | |
| S2015 | Public Safety-Driver Services-IDEMIA Sys (CEF) | 0 | 3,871,776 | 3,871,776 | 100.00 | |
| S2015 | Public Safety-Drv Svcs-IDEMIA-Upg/Equip (CEF) | 0 | 160,037 | 160,037 | 100.00 | |
| S2015 | Public Safety-Forensics Lab-Equip Purchase (CEF) | 0 | 308,100 | 308,100 | 100.00 | |
| S2015 | Public Safety-R&R Facilities at MLEOTA (CEF) | 0 | 96,691 | 96,691 | 100.00 | |
| S2036 | Revenue-ABC Dist Ctr-Third Party Contract (CEF) | 0 | 653,000 | 653,000 | 100.00 | |
| S2036 | Revenue-Computer Hardware & Equipment (CEF) | 0 | 119,971 | 119,971 | 100.00 | |
| S2036 | Revenue-Data Storage & Firewall Protection (CEF) | 0 | 145,000 | 145,000 | 100.00 | |
| S2036 | Revenue-IT Infra/Fac Repairs/Equip Upg (CEF) | 0 | 362,000 | 362,000 | 100.00 | |
| S2037 | Secretary of State-Sys Updates & Upgrades | 0 | 3,977,000 | 3,977,000 | 100.00 | |
| H0037 | State Public Def-Hinds Cnty Publ Def's Ofc (CEF) | 0 | 60,000 | 60,000 | 100.00 | |
| S2048 | Supreme Crt-AOC-Eligible Expenditure (CSFRLRF) | 0 | 437,608 | 437,608 | 100.00 | |
| H0038 | Supreme Crt-AOC-Temp Intake Officers (CEF) | 0 | 332,246 | 332,246 | 100.00 | |
| S2048 | Transportation-Surface Transp Prjs (CSFRF) | 0 | 54,000,000 | 54,000,000 | 100.00 | |
| S2048 | Transportation-Surface Transp Prjs (CSFRLRF) | 0 | 50,000,000 | 50,000,000 | 100.00 | |
| H0015 | Wildlife/Fish/Parks-Museum Admiss Renov (CEF) | 0 | 1,500,000 | 1,500,000 | 100.00 | |
| H0015 | Wildlife/Fish/Parks-Parks Improvement Plan (CEF) | 0 | 2,300,000 | 2,300,000 | 100.00 | |
| | TOTAL REAPPROPRIATIONS FROM FY 2025 | 0 | 1,515,479,063 | 1,515,479,063 | 100.00 | |
| | TOTAL STATE SUPPORT APPROP & REAPPROPS | 9,728,567,004 | 9,375,417,194 | -353,149,810 | -3.63 | |

Schedule II
Special Fund Appropriations
Fiscal Year 2026 Compared With Fiscal Year 2025

| FY 2026 Bill No. | Agency Name | Appropriations FY 2025 | Appropriations FY 2026 | Increase or Decrease | Percent of Increase or Decrease |
|--|---|-----------------------------------|-----------------------------------|---------------------------------|--|
| PART II - SPECIAL FUND AGENCIES | | | | | |
| | Agriculture & Commerce, Department of | | | | |
| S2028 | Beaver Control Program | 1,100,000 | 1,100,000 | 0 | 0.00 |
| S2029 | Dixie National Livestock Show | 1,200,000 | 1,200,000 | 0 | 0.00 |
| S3019 | Architecture, Board of | 362,783 | 363,967 | 1,184 | 0.33 |
| H0031 | Athletic Commission | 168,026 | 174,135 | 6,109 | 3.64 |
| H1758 | Auctioneers Commission | 117,462 | 117,462 | 0 | 0.00 |
| S2043 | Banking & Consumer Finance, Dept of | 12,799,648 | 12,505,269 | -294,379 | -2.30 |
| S3028 | Chiropractic Examiners, Board of | 134,145 | 134,145 | 0 | 0.00 |
| S2026 | Corrections-Farming Operations | 4,082,419 | 4,010,355 | -72,064 | -1.77 |
| H0018 | Cosmetology & Barbering, Board of | 1,454,080 | 1,759,626 | 305,546 | 21.01 |
| S2024 | Dental Examiners, Board of | 1,522,005 | 1,294,921 | -227,084 | -14.92 |
| H0042 | Education-Charter School Authorizer Board | 1,400,000 | 1,400,000 | 0 | 0.00 |
| H0002 | Engineers & Surveyors, Board of Regist for Prof | 1,077,245 | 674,227 | -403,018 | -37.41 |
| | Finance & Administration, Department of | | | | |
| | Capital City Water & Sewer Projects Fund | 29,372,893 | 0 | -29,372,893 | -100.00 |
| S2044 | Tort Claims Board | 6,488,313 | 6,335,412 | -152,901 | -2.36 |
| H0004 | Foresters, Board of Registration for | 62,755 | 62,755 | 0 | 0.00 |
| S2018 | Funeral Services, Board of | 329,091 | 330,227 | 1,136 | 0.35 |
| S2019 | Geologists, Board of Registered Professional | 143,189 | 144,816 | 1,627 | 1.14 |
| H0007 | Gulfport, State Port Authority at | 68,428,304 | 78,539,426 | 10,111,122 | 14.78 |
| H0019 | Health-Burn Care Fund, Mississippi (See IA) | 1,000,000 | 3,000,000 | 2,000,000 | 200.00 |
| H0022 | Insurance-Rural Fire Truck Acq Assistance Prg | 11,000,000 | 7,500,000 | -3,500,000 | -31.82 |
| H0008 | Marine Resources-Tidelands Projects | 11,700,000 | 6,390,440 | -5,309,560 | -45.38 |
| S3022 | Massage Therapy, Board of | 196,736 | 199,100 | 2,364 | 1.20 |
| H0024 | Medical Licensure, Board of | 4,435,126 | 4,657,022 | 221,896 | 5.00 |
| | Mississippi Dev Auth-Innovate Mississippi | 2,279,000 | 0 | -2,279,000 | -100.00 |
| S3023 | Motor Vehicle Commission | 376,531 | 378,324 | 1,793 | 0.48 |
| H0025 | Nursing, Board of | 5,586,080 | 5,308,814 | -277,266 | -4.96 |
| H1747 | Nursing Home Administrators, Board of | 208,007 | 209,142 | 1,135 | 0.55 |
| H0009 | Oil & Gas Board (See IA) | 11,786,010 | 6,632,663 | -5,153,347 | -43.72 |
| H0026 | Optometry, Board of | 257,659 | 256,272 | -1,387 | -0.54 |
| H0010 | Pat Harrison Waterway District | 8,055,463 | 7,764,319 | -291,144 | -3.61 |
| H0011 | Pearl River Valley Water Supply Dist (See IA) | 24,489,641 | 23,330,757 | -1,158,884 | -4.73 |
| S2025 | Pharmacy, Board of | 3,943,666 | 4,154,101 | 210,435 | 5.34 |
| H0027 | Physical Therapy, Board of | 353,517 | 354,726 | 1,209 | 0.34 |
| S2020 | Professional Counselors, Board of Exam for Lic | 377,775 | 378,795 | 1,020 | 0.27 |
| H1751 | Psychology, Board of | 161,982 | 162,606 | 624 | 0.39 |
| S2021 | Public Accountancy, Board of | 750,674 | 753,471 | 2,797 | 0.37 |
| S2022 | Public Contractors, Board of | 4,310,050 | 4,319,483 | 9,433 | 0.22 |
| H0036 | Public Employees' Retirement System (See IA) | 20,968,462 | 23,683,545 | 2,715,083 | 12.95 |
| H0028 | Real Estate Commission | 1,816,725 | 1,807,664 | -9,061 | -0.50 |
| H1752 | Real Estate Appraisal Board | 793,207 | 746,698 | -46,509 | -5.86 |
| S2036 | Revenue-License Tag Commission | 6,000,000 | 6,400,000 | 400,000 | 6.67 |
| H0030 | Social Workers/Marriage/Family Therapists Exam | 322,876 | 305,129 | -17,747 | -5.50 |
| | Supreme Court | | | | |
| H0038 | Bar Admissions, Board of | 369,916 | 371,930 | 2,014 | 0.54 |

Schedule II
Special Fund Appropriations
Fiscal Year 2026 Compared With Fiscal Year 2025

| FY 2026 Bill No. | Agency Name | Appropriations FY 2025 | Appropriations FY 2026 | Increase or Decrease | Percent of Increase or Decrease |
|-----------------------------|---|-----------------------------------|-----------------------------------|---------------------------------|--|
| H0038 | Continuing Legal Education | 171,252 | 241,100 | 69,848 | 40.79 |
| H1736 | Tombigbee River Valley Water Mgmt District | 9,078,819 | 9,089,507 | 10,688 | 0.12 |
| S2040 | Treasurer's Office, State | 6,658,958 | 6,808,433 | 149,475 | 2.24 |
| S2040 | Investing Funds | 150,000 | 150,000 | 0 | 0.00 |
| S2040 | MPACT Trust Fund-Tuition Payments | 35,000,000 | 35,000,000 | 0 | 0.00 |
| H0039 | Veterans' Home Purchase Board | 84,682,355 | 84,693,202 | 10,847 | 0.01 |
| S2023 | Veterinary Examiners, Board of | 200,296 | 200,296 | 0 | 0.00 |
| H0016 | Yellow Creek State Inland Port Authority | 28,692,399 | 30,185,481 | 1,493,082 | 5.20 |
| | TOTAL PART II - SPECIAL FUND AGENCIES | 416,415,540 | 385,579,763 | -30,835,777 | -7.41 |
| | PART III - TRANSPORTATION DEPT | | | | |
| H0045 | Transportation, Mississippi Department of | 1,438,802,542 | 1,480,857,218 | 42,054,676 | 2.92 |
| H0045 | Infrastructure Expenses | 767,000,000 | 498,000,000 | -269,000,000 | -35.07 |
| S2017 | State Aid Road Construction, Office of | 220,345,746 | 235,736,074 | 15,390,328 | 6.98 |
| | TOTAL PART III - TRANSPORTATION DEPT | 2,426,148,288 | 2,214,593,292 | -211,554,996 | -8.72 |
| | TOTAL SPECIAL FUND APPROPRIATION (RECURRING) | 2,842,563,828 | 2,600,173,055 | -242,390,773 | -8.53 |
| | SPECIAL FD APPROP (NON-RECURRING) | | | | |
| | Finance & Administration, Department of | | | | |
| S2044 | BOB-Capital Projects (See IA) | 0 | 310,362 | 310,362 | 100.00 |
| H0040 | BOB-Discretionary R&R | 728,884,976 | 0 | -728,884,976 | -100.00 |
| | TOTAL SPECIAL FD APPROP (NON-RECURRING) | 728,884,976 | 310,362 | -728,574,614 | -99.96 |
| | TOTAL SPECIAL FUND APPROPRIATION | 3,571,448,804 | 2,600,483,417 | -970,965,387 | -27.19 |
| | REAPPROPRIATIONS FROM FY 2025 | | | | |
| H0040 | Fin & Admin-BOB-Capital Exp Discretionary R&R | 0 | 313,911 | 313,911 | 100.00 |
| H0040 | Fin & Admin-BOB-Capital Prjs (Fund 33912) | 0 | 14,749,589 | 14,749,589 | 100.00 |
| H0040 | Fin & Admin-BOB-Capital Prjs (Fund 33911) | 0 | 23,978,919 | 23,978,919 | 100.00 |
| H0040 | Fin & Admin-BOB-Capital Projects (Fund 38221) | 0 | 57,812,176 | 57,812,176 | 100.00 |
| H0040 | Fin & Admin-BOB-Capital Prjs (Fund 661130) | 0 | 111,810,743 | 111,810,743 | 100.00 |
| H0040 | Fin & Admin-BOB-Capital Prjs (Fund 661131) | 0 | 28,596,020 | 28,596,020 | 100.00 |
| H0040 | Fin & Admin-BOB-Capital Prjs (Fund 661132) | 0 | 76,343,046 | 76,343,046 | 100.00 |
| H0040 | Fin & Admin-BOB-Capital Prjs (Fund 661133) | 0 | 287,710,223 | 287,710,223 | 100.00 |
| H0040 | Fin & Admin-BOB-Capital Prjs (Fund 661134) | 0 | 1,455,808 | 1,455,808 | 100.00 |
| H0040 | Fin & Admin-BOB-Capital Prjs (Fund 661136) | 0 | 3,500,000 | 3,500,000 | 100.00 |
| H0040 | Fin & Admin-BOB-Capital Prjs (Fund 661140) | 0 | 2,795,136 | 2,795,136 | 100.00 |
| H0040 | Fin & Admin-BOB-Discretionary R&R | 0 | 65,534,718 | 65,534,718 | 100.00 |
| H0040 | Fin & Admin-BOB-IHL/JUCO CE Discretionary R&R | 0 | 70,000,000 | 70,000,000 | 100.00 |
| S2044 | Fin & Admin-Capital City Water/Sewer Prjs Fd | 0 | 27,700,459 | 27,700,459 | 100.00 |
| | TOTAL REAPPROPRIATIONS FROM FY 2025 | 0 | 772,300,748 | 772,300,748 | 100.00 |
| | TOTAL SPECIAL FUND APPROP & REAPPROPRIATIONS | 3,571,448,804 | 3,372,784,165 | -198,664,639 | -5.56 |

Schedule IV
Fiscal Year 2026 Total State Appropriations

| FY 2026 | | Special Funds | | | Total Appropriations | |
|------------------------------------|---|---------------|--------------------------------|---------------|-------------------------|---------------|
| Bill No. | Agency Name | General Funds | State Support Special Funds | Federal Funds | | Other Funds |
| PART I - GENERAL FUND AGENCIES | | | | | | |
| LEGISLATIVE | | | | | | |
| H0035 | Legislative Expense-Regular | 25,492,859 | 0 | 0 | 50,000 | 25,542,859 |
| H0035 | Legislative Expense-Monthly Allowance | 3,893,237 | 0 | 0 | 0 | 3,893,237 |
| H0035 | Legislative Budget Committee, Joint | 5,278,110 | 2,400,000 | 0 | 0 | 7,678,110 |
| H0035 | Legislative PEER Committee, Joint | 2,882,504 | 800,000 | 0 | 0 | 3,682,504 |
| H0035 | Legislative Reapportionment Com, Joint | 323,941 | 0 | 0 | 0 | 323,941 |
| H0035 | Energy Council, The | 38,400 | 0 | 0 | 0 | 38,400 |
| H0035 | Interstate Cooperation, Commission on | 376,218 | 0 | 0 | 0 | 376,218 |
| H0035 | Southern States Energy Board | 29,077 | 0 | 0 | 0 | 29,077 |
| H0035 | Uniform State Laws, Commission on | 43,925 | 0 | 0 | 0 | 43,925 |
| TOTAL LEGISLATIVE | | 38,358,271 | 3,200,000 | 0 | 50,000 | 41,608,271 |
| JUDICIARY AND JUSTICE | | | | | | |
| H0032 | Attorney General, Office of the | 33,892,028 | 0 | 4,911,743 | 7,592,421 | 46,396,192 |
| H0033 | Capital Post-Conviction Counsel, Office of | 1,996,447 | 0 | 0 | 206,000 | 2,202,447 |
| H0034 | District Attorneys & Staff | 33,590,882 | 0 | 0 | 489,367 | 34,080,249 |
| S2014 | Judicial Performance, Commission on | 887,141 | 0 | 0 | 111,769 | 998,910 |
| H0037 | State Public Defender, Office of Supreme Court | 4,491,135 | 728,000 | 0 | 0 | 5,219,135 |
| H0038 | Supreme Court Services, Office of | 7,653,926 | 0 | 0 | 1,004,451 | 8,658,377 |
| H0038 | Administrative Office of Courts | 18,121,454 | 50,000 | 613,500 | 27,746,952 | 46,531,906 |
| H0038 | Court of Appeals | 7,505,151 | 0 | 0 | 1,685,771 | 9,190,922 |
| H0038 | Trial Judges | 37,283,510 | 0 | 0 | 4,286,025 | 41,569,535 |
| TOTAL JUDICIARY AND JUSTICE | | 145,421,674 | 778,000 | 5,525,243 | 43,122,756 | 194,847,673 |
| EXECUTIVE AND ADMINISTRATIVE | | | | | | |
| S2013 | Ethics Commission | 754,641 | 0 | 0 | 0 | 754,641 |
| S2045 | Governor's Office-Support & Mansion | 3,206,626 | 0 | 175,000 | 462,372 | 3,843,998 |
| S2037 | Secretary of State | 15,146,621 | 208,000 | 0 | 18,655,565 | 34,010,186 |
| TOTAL EXECUTIVE AND ADMINISTRATIVE | | 19,107,888 | 208,000 | 175,000 | 19,117,937 | 38,608,825 |
| FISCAL AFFAIRS | | | | | | |
| S2042 | Audit, Department of | 8,149,947 | 0 | 0 | 5,174,719 | 13,324,666 |
| S2044 | Finance & Administration, Department of | 38,038,320 | 7,250,000 | 3,594 | 50,029,199 | 95,321,113 |
| S2044 | Broadband Expan/Accessibility of MS, Ofc of | 433,500 | 0 | 175,763,704 | 150,768 | 176,347,972 |
| S2044 | Mississippi Home Corporation | 1,810,227 | 0 | 0 | 0 | 1,810,227 |
| S2044 | State Property Insurance | 23,466,713 | 0 | 0 | 0 | 23,466,713 |
| S2044 | Status of Women, Commission on the | 44,125 | 0 | 0 | 3,135 | 47,260 |
| S2032 | Information Technology Services, Dept of | 28,458,588 | 0 | 0 | 21,487,878 | 49,946,466 |
| S2032 | Wireless Communication Commission | 11,921,851 | 0 | 0 | 0 | 11,921,851 |
| S2033 | Personnel Board, State | 5,352,002 | 0 | 0 | 0 | 5,352,002 |
| S2036 | Revenue, Department of | 56,985,898 | 775,000 | 0 | 25,071,252 | 82,832,150 |
| S2038 | Tax Appeals, Board of | 666,936 | 0 | 0 | 0 | 666,936 |
| TOTAL FISCAL AFFAIRS | | 175,328,107 | 8,025,000 | 175,767,298 | 101,916,951 | 461,037,356 |
| PUBLIC EDUCATION | | | | | | |
| Education, Department of | | | | | | |
| H0042 | General Education Programs | 114,575,826 | 119,407,581 | 1,855,904,163 | 23,393,933 | 2,113,281,503 |
| H0042 | Chickasaw Interest | 19,535,843 | 0 | 0 | 0 | 19,535,843 |
| H0042 | Student Funding Formula | 2,706,830,239 | 268,025,562 | 0 | 0 | 2,974,855,801 |
| H0042 | Vocational & Technical Education | 86,569,006 | 6,637,258 | 15,992,445 | 91,937 | 109,290,646 |

Schedule IV
Fiscal Year 2026 Total State Appropriations

| FY 2026 Bill No. | Agency Name | General Funds | Special Funds | | | Total Appropriations |
|---------------------|---|----------------------|--------------------------------|----------------------|----------------------|-------------------------|
| | | | State Support Special Funds | Federal Funds | Other Funds | |
| H0043 | Educational Television Authority | 4,713,545 | 3,618,966 | 0 | 6,302,046 | 14,634,557 |
| H0044 | Library Commission | 11,160,252 | 843,847 | 3,964,197 | 55,407 | 16,023,703 |
| | TOTAL PUBLIC EDUCATION | 2,943,384,711 | 398,533,214 | 1,875,860,805 | 29,843,323 | 5,247,622,053 |
| | HIGHER EDUCATION | | | | | |
| | Institutions of Higher Learning | | | | | |
| S2001 | Universities-General Support-Cons | 376,509,458 | 75,373,070 | 168,000 | 1,018,100,171 | 1,470,150,699 |
| S2002 | Universities-Subsidiary Programs-Cons | 39,664,808 | 830,742 | 23,006,611 | 22,623,454 | 86,125,615 |
| S2008 | Student Financial Aid, Office of | 47,255,243 | 3,000,000 | 0 | 7,983,837 | 58,239,080 |
| S2009 | University of Mississippi Medical Ctr-Cons | 189,281,253 | 9,713,460 | 76,328,595 | 1,642,920,313 | 1,918,243,621 |
| | Community & Junior Colleges | | | | | |
| S2010 | Board | 6,125,844 | 806,000 | 8,765,772 | 53,578,028 | 69,275,644 |
| S2011 | Support | 227,653,510 | 64,785,786 | 0 | 1,000,000 | 293,439,296 |
| | TOTAL HIGHER EDUCATION | 886,490,116 | 154,509,058 | 108,268,978 | 2,746,205,803 | 3,895,473,955 |
| | PUBLIC HEALTH | | | | | |
| H0019 | Health, State Department of | 61,003,348 | 31,328,783 | 330,280,833 | 172,572,283 | 595,185,247 |
| H0019 | Local Governments & Rural Water | 8,300,000 | 0 | 154,889,000 | 21,948,437 | 185,137,437 |
| H0019 | Mississippi Medical Cannabis | 7,787,845 | 0 | 0 | 0 | 7,787,845 |
| | TOTAL PUBLIC HEALTH | 77,091,193 | 31,328,783 | 485,169,833 | 194,520,720 | 788,110,529 |
| | HOSPITALS AND HOSPITAL SCHOOLS | | | | | |
| S2016 | Mental Health, Department of-Cons | 257,779,194 | 20,951,886 | 36,065,182 | 407,905,684 | 722,701,946 |
| | TOTAL HOSPITALS AND HOSPITAL SCHOOLS | 257,779,194 | 20,951,886 | 36,065,182 | 407,905,684 | 722,701,946 |
| | AGRICULTURE AND ECONOMIC DEV | | | | | |
| | AGRICULTURE AND COMMERCE UNITS | | | | | |
| S2028 | Agriculture & Commerce, Department of | 9,588,715 | 725,000 | 3,080,854 | 16,145,950 | 29,540,519 |
| S2029 | County Livestock Shows | 266,540 | 0 | 0 | 0 | 266,540 |
| S2030 | Animal Health, Board of | 1,913,967 | 0 | 688,888 | 598,907 | 3,201,762 |
| | TOTAL AGRICULTURE AND COMMERCE UNITS | 11,769,222 | 725,000 | 3,769,742 | 16,744,857 | 33,008,821 |
| | IHL - AGRICULTURAL UNITS | | | | | |
| | Institutions of Higher Learning-Agricultural Prgs | | | | | |
| S2003 | ASU-Agric Research, Ext & Land-Grant Prgs | 7,887,984 | 335,000 | 0 | 0 | 8,222,984 |
| S2004 | MSU-Agric & Forestry Experiment Station | 24,543,567 | 1,350,000 | 5,212,833 | 3,932,287 | 35,038,687 |
| S2005 | MSU-Cooperative Extension Service | 33,373,050 | 1,250,000 | 10,133,828 | 3,148,583 | 47,905,461 |
| S2006 | MSU-Forest & Wildlife Research Center | 6,262,007 | 450,000 | 919,899 | 0 | 7,631,906 |
| S2007 | MSU-Veterinary Medicine, College of | 20,566,652 | 750,000 | 0 | 52,153,069 | 73,469,721 |
| | TOTAL IHL - AGRICULTURAL UNITS | 92,633,260 | 4,135,000 | 16,266,560 | 59,233,939 | 172,268,759 |
| | ECON AND COMMERCE DEV UNITS | | | | | |
| S2046 | Mississippi Development Authority | 22,743,323 | 0 | 116,925,975 | 175,664,598 | 315,333,896 |
| S2046 | Tennessee-Tombigbee Waterway Dev Auth | 252,069 | 0 | 0 | 313,300 | 565,369 |
| | TOTAL ECON AND COMMERCE DEV UNITS | 22,995,392 | 0 | 116,925,975 | 175,977,898 | 315,899,265 |
| | TOTAL AGRICULTURE AND ECONOMIC DEV | 127,397,874 | 4,860,000 | 136,962,277 | 251,956,694 | 521,176,845 |
| | CONSERVATION | | | | | |
| H0001 | Archives & History, Department of | 13,059,583 | 0 | 2,809,707 | 11,017,199 | 26,886,489 |
| H0001 | Statewide Oral History Project | 50,000 | 0 | 0 | 0 | 50,000 |
| H0003 | Environmental Quality, Department of | 20,747,286 | 250,000 | 83,063,885 | 169,404,069 | 273,465,240 |
| H0005 | Forestry Commission | 17,751,623 | 0 | 4,915,761 | 8,752,856 | 31,420,240 |
| H0006 | Grand Gulf Military Monument Commission | 361,546 | 200,000 | 0 | 144,758 | 706,304 |

Schedule IV
Fiscal Year 2026 Total State Appropriations

| FY 2026 | | Special Funds | | | Total | |
|---|---|---------------|--------------------------------|---------------|---------------|----------------|
| Bill No. | Agency Name | General Funds | State Support Special Funds | Federal Funds | Other Funds | Appropriations |
| H0008 | Marine Resources, Department of | 3,731,912 | 0 | 7,200,576 | 250,076,143 | 261,008,631 |
| H0009 | Oil & Gas Board (See SF) | 0 | 2,300,000 | 0 | 0 | 2,300,000 |
| H0014 | Soil & Water Conservation Commission | 566,583 | 0 | 43,492,000 | 782,797 | 44,841,380 |
| H0015 | Wildlife, Fisheries & Parks, Dept of-Cons | 19,607,188 | 125,335 | 18,780,259 | 56,835,906 | 95,348,688 |
| TOTAL CONSERVATION | | 75,875,721 | 2,875,335 | 160,262,188 | 497,013,728 | 736,026,972 |
| INSURANCE | | | | | | |
| H0022 | Insurance, Department of | 13,553,624 | 0 | 0 | 28,630,000 | 42,183,624 |
| H0021 | State Fire Academy | 7,084,650 | 250,000 | 0 | 50,000 | 7,384,650 |
| TOTAL INSURANCE | | 20,638,274 | 250,000 | 0 | 28,680,000 | 49,568,274 |
| CORRECTIONS | | | | | | |
| Corrections, Department of | | | | | | |
| S2026 | Central Office | 28,070,824 | 0 | 832,962 | 4,732,960 | 33,636,746 |
| S2026 | Central Mississippi Correctional | 37,014,481 | 0 | 50,861 | 1,542,919 | 38,608,261 |
| S2026 | Community Corrections | 27,493,893 | 0 | 116,388 | 13,116,336 | 40,726,617 |
| S2026 | Delta Correctional Facility | 7,434,264 | 0 | 0 | 750,197 | 8,184,461 |
| S2026 | Marshall County Correctional Facility | 9,060,720 | 0 | 0 | 750,180 | 9,810,900 |
| S2026 | Medical Services | 121,647,214 | 0 | 0 | 375,447 | 122,022,661 |
| S2026 | Parchman | 36,613,206 | 0 | 230,007 | 2,093,291 | 38,936,504 |
| S2026 | Parole Board | 759,228 | 0 | 0 | 0 | 759,228 |
| S2026 | Private Prisons | 69,464,004 | 0 | 0 | 0 | 69,464,004 |
| S2026 | Regional Facilities | 54,806,825 | 0 | 0 | 0 | 54,806,825 |
| S2026 | Reimbursement-Local Confinement | 10,064,537 | 0 | 0 | 0 | 10,064,537 |
| S2026 | South Mississippi Correctional | 25,805,505 | 0 | 148,523 | 1,249,759 | 27,203,787 |
| S2026 | Walnut Grove Correctional Facility | 9,968,509 | 0 | 0 | 750,204 | 10,718,713 |
| TOTAL CORRECTIONS | | 438,203,210 | 0 | 1,378,741 | 25,361,293 | 464,943,244 |
| SOCIAL WELFARE | | | | | | |
| H0023 | Governor's Office-Medicaid, Division of | 906,639,774 | 63,230,003 | 6,423,430,862 | 1,018,775,769 | 8,412,076,408 |
| H0017 | Child Protection Services, Department of | 136,486,724 | 0 | 177,066,158 | 833,134 | 314,386,016 |
| H0020 | Human Services, Department of-Cons | 92,949,992 | 0 | 1,572,888,266 | 5,216,953 | 1,671,055,211 |
| H0029 | Rehabilitation Services, Department of-Cons | 33,684,645 | 3,681,802 | 111,360,941 | 112,730,652 | 261,458,040 |
| TOTAL SOCIAL WELFARE | | 1,169,761,135 | 66,911,805 | 8,284,746,227 | 1,137,556,508 | 10,658,975,675 |
| MILITARY, POLICE AND VETS AFFAIRS | | | | | | |
| S2027 | Emergency Management Agency, Mississippi | 5,897,422 | 0 | 21,392,782 | 7,247,476 | 34,537,680 |
| S2027 | Disaster Relief-Cons | 585,056 | 0 | 438,828,191 | 11,927,501 | 451,340,748 |
| S2034 | Military Department-Cons | 9,546,428 | 11,000,000 | 134,465,317 | 18,559,276 | 173,571,021 |
| S2015 | Public Safety, Department of-Cons | 168,604,209 | 8,997,000 | 50,079,318 | 58,050,229 | 285,730,756 |
| S2035 | Veterans Affairs Board, State | 5,674,437 | 375,000 | 3,254,604 | 0 | 9,304,041 |
| S2035 | State Veterans Home System | 6,357,359 | 6,000,000 | 37,750,760 | 10,788,900 | 60,897,019 |
| TOTAL MILITARY, POLICE AND VETS AFFAIRS | | 196,664,911 | 26,372,000 | 685,770,972 | 106,573,382 | 1,015,381,265 |
| LOCAL ASSISTANCE | | | | | | |
| Revenue, Department of | | | | | | |
| S2036 | Homestead Exemption Reimbursement | 94,000,000 | 0 | 0 | 0 | 94,000,000 |
| TOTAL LOCAL ASSISTANCE | | 94,000,000 | 0 | 0 | 0 | 94,000,000 |
| MISCELLANEOUS | | | | | | |
| H0041 | Arts Commission | 1,616,176 | 5,290,000 | 1,100,000 | 100,000 | 8,106,176 |
| S2012 | Employment Security, MS Department of | 1,800,000 | 0 | 126,989,744 | 11,012,752 | 139,802,496 |
| S2012 | Workforce Development, Office of | 20,517,897 | 475,000 | 0 | 58,870,000 | 79,862,897 |

Schedule IV
Fiscal Year 2026 Total State Appropriations

| FY 2026 | | Special Funds | | | Total | |
|-------------------------------|---|---------------|--------------------------------|----------------|---------------|----------------|
| Bill No. | Agency Name | General Funds | State Support Special Funds | Federal Funds | Other Funds | Appropriations |
| S2031 | Gaming Commission | 9,586,041 | 0 | 0 | 1,657,595 | 11,243,636 |
| H0036 | Public Employees' Retirement System (See SF) | 0 | 200,000 | 0 | 0 | 200,000 |
| H0012 | Public Service Commission | 5,050,924 | 0 | 464,494 | 0 | 5,515,418 |
| H0013 | Public Utilities Staff | 2,566,599 | 0 | 0 | 80,000 | 2,646,599 |
| S2039 | Workers' Compensation Commission | 6,164,999 | 0 | 0 | 25,000 | 6,189,999 |
| TOTAL MISCELLANEOUS | | 47,302,636 | 5,965,000 | 128,554,238 | 71,745,347 | 253,567,221 |
| DEBT SERVICE | | | | | | |
| Treasurer's Office, State | | | | | | |
| S2041 | Bank Service Charge | 500,000 | 0 | 0 | 0 | 500,000 |
| S2041 | Bonds & Interest Payment | 421,865,135 | 0 | 0 | 59,504,000 | 481,369,135 |
| TOTAL DEBT SERVICE | | 422,365,135 | 0 | 0 | 59,504,000 | 481,869,135 |
| TOTAL GENERAL FD APPROP | | 7,135,170,050 | 724,768,081 | 12,084,506,982 | 5,721,074,126 | 25,665,519,239 |
| REAPPROPRIATIONS FROM FY 2025 | | | | | | |
| H0001 | Archives & History-Crigler Park Prj (CEF) | 0 | 2,428,214 | 0 | 0 | 2,428,214 |
| H0001 | Archives & History-de la Pointe-Krebs House (CEF) | 0 | 57,992 | 0 | 0 | 57,992 |
| H0001 | Archives & History-R&R Construction Prjs (CEF) | 0 | 14,268,419 | 0 | 0 | 14,268,419 |
| H0001 | Archives & History-Vicksburg Mil Pk Interp (CEF) | 0 | 5,997,080 | 0 | 0 | 5,997,080 |
| H0041 | Arts Comm-Building Fund for Arts Initiative (CEF) | 0 | 3,288,781 | 0 | 0 | 3,288,781 |
| S2048 | Child Protection Svcs-COVID-19 Opnl Exp (CSFRF) | 0 | 22,000,000 | 0 | 0 | 22,000,000 |
| H0017 | Child Protection Svcs-IT System (CEF) | 0 | 2,500,000 | 0 | 0 | 2,500,000 |
| S2048 | District Attys & Staff-State Case Backlog (CSFRF) | 0 | 105,000 | 0 | 0 | 105,000 |
| H0042 | Education-GE-Early Learning Collaboratives (EEF) | 0 | 15,485,203 | 0 | 0 | 15,485,203 |
| H0042 | Education-GE-Instructional Materials (EEF) | 0 | 2,732,190 | 0 | 0 | 2,732,190 |
| H0042 | Education-GE-Other Early Learning Prgs (EEF) | 0 | 11,900,000 | 0 | 0 | 11,900,000 |
| H0043 | Educ Television Auth-Digital Cont/MS Hist (EEF) | 0 | 522,968 | 0 | 0 | 522,968 |
| H0043 | Educ Television Auth-Medgar Evers Doc (EEF) | 0 | 200,840 | 0 | 0 | 200,840 |
| H0043 | Educ Television Auth-Tower Maint/Upg (EEF) | 0 | 175,394 | 0 | 0 | 175,394 |
| S2027 | Emergency Mgmt Ag-Vehicle Purchases (CEF) | 0 | 47,563 | 0 | 0 | 47,563 |
| S2048 | Employment Security-Workforce Dev Ofc (CSFRF) | 0 | 37,594,226 | 0 | 0 | 37,594,226 |
| S2048 | Environmental Quality-MCWI Grant Prg (CSFRF) | 0 | 358,693,365 | 0 | 0 | 358,693,365 |
| H0040 | Fin & Admin-BOB-ASU Water Treatment Fac (CEF) | 0 | 241,974 | 0 | 0 | 241,974 |
| H0040 | Fin & Admin-BOB-Capital Prjs (Fund 64933)(CEF) | 0 | 470,088 | 0 | 0 | 470,088 |
| H0040 | Fin & Admin-BOB-Capital Prjs (Fund 64935)(CEF) | 0 | 827,893 | 0 | 0 | 827,893 |
| H0040 | Fin & Admin-BOB-Capital Prjs (Fund 64936)(CEF) | 0 | 14,261,539 | 0 | 0 | 14,261,539 |
| H0040 | Fin & Admin-BOB-Capital Prjs (Fund 64943)(CEF) | 0 | 2,525,566 | 0 | 0 | 2,525,566 |
| H0040 | Fin & Admin-BOB-Capital Prjs (Fund 64945)(CEF) | 0 | 11,882,907 | 0 | 0 | 11,882,907 |
| H0040 | Fin & Admin-BOB-Capital Prjs (Fund 64946) (CEF) | 0 | 9,106,300 | 0 | 0 | 9,106,300 |
| H0040 | Fin & Admin-BOB-Capital Prjs (Fund 64947)(CEF) | 0 | 6,229,587 | 0 | 0 | 6,229,587 |
| H0040 | Fin & Admin-BOB-DPS-MLEOTA (CEF) | 0 | 87,069 | 0 | 0 | 87,069 |
| H0040 | Fin & Admin-BOB-DPS-New Headquarters (CEF) | 0 | 47,447,153 | 0 | 0 | 47,447,153 |
| H0040 | Fin & Admin-BOB-Elig Prjs-Ags/Inst/JUCO (CSFRF) | 0 | 134,549,679 | 0 | 0 | 134,549,679 |
| S2044 | Fin & Admin-Elig Admin/Reporting Exp (CSFRF) | 0 | 6,780,203 | 0 | 0 | 6,780,203 |
| S2048 | Fin & Admin-Independent Colleges/Univ (MAICU) | 0 | 7,215,238 | 0 | 0 | 7,215,238 |
| S2048 | Fin & Admin-Indep Sch Infra Grant Prg (CSFRF) | 0 | 1,200,000 | 0 | 0 | 1,200,000 |
| S2048 | Fin & Admin-Tourism-Dest Mktg Org (CSFRF) | 0 | 602,722 | 0 | 0 | 602,722 |
| H0006 | Grand Gulf Military Mnmnt Comm-Park Exp (CEF) | 0 | 273,499 | 0 | 0 | 273,499 |
| S2048 | Health-ARPA Rural Water Assoc Infra Gr (CSFRF) | 0 | 295,422,517 | 0 | 0 | 295,422,517 |
| S2048 | Health-COVID-19 Hosp Expan Capacity (CSFRF) | 0 | 2,103,442 | 0 | 0 | 2,103,442 |
| S2048 | Health-COVID-19 Operational Expenses (CSFRF) | 0 | 1,950,581 | 0 | 0 | 1,950,581 |

Schedule IV
Fiscal Year 2026 Total State Appropriations

| FY 2026 Bill No. Agency Name | | Special Funds | | | | Total Appropriations |
|---------------------------------|--|---------------|--------------------------------|---------------|-------------|-------------------------|
| | | General Funds | State Support Special Funds | Federal Funds | Other Funds | |
| S2048 | Health-Local Provider Innov Grant Prg (CSFRF) | 0 | 14,481,807 | 0 | 0 | 14,481,807 |
| H0020 | Human Svcs-Support-Computer Expenses (CEF) | 0 | 2,188,624 | 0 | 0 | 2,188,624 |
| H0020 | Human Svcs-Support-New Computer Sys (CEF) | 0 | 54,000,000 | 0 | 0 | 54,000,000 |
| S2001 | IHL-GS-BOB-Construction &/or R&R Prjs (CEF) | 0 | 537,238 | 0 | 0 | 537,238 |
| S2001 | IHL-GS-BOB-R&R Prjs (CEF) | 0 | 6,774,948 | 0 | 0 | 6,774,948 |
| S2001 | IHL-GS-Delta State University Prjs (EEF) | 0 | 7,769,112 | 0 | 0 | 7,769,112 |
| S2001 | IHL-GS-Various Campus Prjs (EEF) | 0 | 19,616,614 | 0 | 0 | 19,616,614 |
| S2001 | IHL-GS-TK Martin Ctr IDEA Early Intervention | 100,000 | 0 | 0 | 0 | 100,000 |
| S2001 | IHL-GS-USM Ocean Enterprise-Gulfport (CEF) | 0 | 5,000,000 | 0 | 0 | 5,000,000 |
| S2001 | IHL-GS-Construction &/or R&R Prjs (EEF) | 0 | 8,441,221 | 0 | 0 | 8,441,221 |
| S2006 | IHL-MSU-Forest & Wildl Resrch Ctr-Deer Lab (CEF) | 0 | 1,000,000 | 0 | 0 | 1,000,000 |
| S2008 | IHL-SFA-FAITH Scholarship Prg Act (EEF) | 0 | 100,000 | 0 | 0 | 100,000 |
| S2048 | IHL-SFA-Nurse Loan Repayment Prg (CSFRF) | 0 | 4,685,778 | 0 | 0 | 4,685,778 |
| S2008 | IHL-SFA-Wm Winter & Jack Reed, Sr TLRP (EEF) | 0 | 150,000 | 0 | 0 | 150,000 |
| S2009 | IHL-UMMC-Asylum Hill Prj (CEF) | 0 | 2,053,082 | 0 | 0 | 2,053,082 |
| S2009 | IHL-UMMC-MS Rare Disease Advis Council (CEF) | 0 | 82,566 | 0 | 0 | 82,566 |
| S2048 | IHL-UMMC-New Nursing School (CSFRLRF) | 0 | 40,000,000 | 0 | 0 | 40,000,000 |
| S2048 | IHL-UMMC-Psychiatric Adol Fac R&R (CSFRLRF) | 0 | 1,652,000 | 0 | 0 | 1,652,000 |
| S2002 | IHL-Univ-Subs Prg-R&R Fire Detn/Sup Sys (CEF) | 0 | 300,000 | 0 | 0 | 300,000 |
| H0021 | Insurance-SFA-Heat Bldg Cmpnts Repl (CEF) | 0 | 1,750,000 | 0 | 0 | 1,750,000 |
| H0021 | Insurance-SFA-Specialty Rescue Truck Purch (CEF) | 0 | 75,000 | 0 | 0 | 75,000 |
| S2032 | ITS-Upgrades/Maintenance SPAHRS (CEF) | 0 | 1,500,000 | 0 | 0 | 1,500,000 |
| H0035 | Legislative Expense-Regular-House Contingency | 500,000 | 0 | 0 | 0 | 500,000 |
| H0035 | Legislative Expense-Regular-Senate Contingency | 500,000 | 0 | 0 | 0 | 500,000 |
| H0035 | Legislative Budget Committee, Joint (GF/CEF) | 500,000 | 2,838,800 | 0 | 0 | 3,338,800 |
| H0035 | Legislative PEER Committee, Joint | 100,000 | 0 | 0 | 0 | 100,000 |
| H0035 | Legislative Expense-Regular-Joint Operations | 500,000 | 0 | 0 | 0 | 500,000 |
| H0035 | Legislative-Reapportionment Committee, Joint | 15,000 | 0 | 0 | 0 | 15,000 |
| S2048 | Mental Health-Behavioral & MH Needs (CSFRF) | 0 | 46,251,485 | 0 | 0 | 46,251,485 |
| S2016 | Mental Health-CARES Ctr Const & Renov (CEF) | 0 | 20,000,000 | 0 | 0 | 20,000,000 |
| S2034 | Military-R&R Youth Challenge Acad Fac (CEF) | 0 | 1,600,000 | 0 | 0 | 1,600,000 |
| S2048 | Military-Support-ARNG Capital Prjs (CSFRF) | 0 | 6,600,000 | 0 | 0 | 6,600,000 |
| S2046 | MS Dev Auth-Administrative Expenses (GCRF) | 0 | 743,478 | 0 | 0 | 743,478 |
| S2046 | MS Dev Auth-Air Services Development Act (CEF) | 0 | 246,431 | 0 | 0 | 246,431 |
| S2047 | MS Dev Auth-Gulf Coast Restor Prjs (FY24)(GCRF) | 0 | 40,805,677 | 0 | 0 | 40,805,677 |
| S2047 | MS Dev Auth-Gulf Coast Restor Prjs (FY23)(GCRF) | 0 | 27,896,595 | 0 | 0 | 27,896,595 |
| S2047 | MS Dev Auth-Gulf Coast Restor Prjs (FY22)(GCRF) | 0 | 28,631,018 | 0 | 0 | 28,631,018 |
| S2047 | MS Dev Auth-Gulf Coast Restor Prjs (FY21)(GCRF) | 0 | 16,941,340 | 0 | 0 | 16,941,340 |
| S2047 | MS Dev Auth-Incentives Prjs (GCRF) | 0 | 3,500,000 | 0 | 0 | 3,500,000 |
| H0011 | Pearl Riv Vly WSD-Dredg Ross Barnett Resvr (CEF) | 0 | 1,427,719 | 0 | 0 | 1,427,719 |
| H0011 | Pearl Riv Vly WSD-Waterwood Well (CEF) | 0 | 158,305 | 0 | 0 | 158,305 |
| S2048 | Public Safety-Cap Prjs-Bldgs/CP/Opnl Exp (CSFRF) | 0 | 2,339,329 | 0 | 0 | 2,339,329 |
| S2015 | Public Safety-Capitol Police Vehicles (CEF) | 0 | 1,465,604 | 0 | 0 | 1,465,604 |
| S2015 | Public Safety-Driver Svcs-Canton Building (CEF) | 0 | 161,671 | 0 | 0 | 161,671 |
| S2015 | Public Safety-Driver Services-IDEMIA Sys (CEF) | 0 | 3,871,776 | 0 | 0 | 3,871,776 |
| S2015 | Public Safety-Drv Svcs-IDEMIA-Upg/Equip (CEF) | 0 | 160,037 | 0 | 0 | 160,037 |
| S2015 | Public Safety-Forensics Lab-Equip Purchase (CEF) | 0 | 308,100 | 0 | 0 | 308,100 |
| S2015 | Public Safety-R&R Facilities at MLEOTA (CEF) | 0 | 96,691 | 0 | 0 | 96,691 |
| S2036 | Revenue-ABC Dist Ctr-Third Party Contract (CEF) | 0 | 653,000 | 0 | 0 | 653,000 |
| S2036 | Revenue-Computer Hardware & Equipment (CEF) | 0 | 119,971 | 0 | 0 | 119,971 |
| S2036 | Revenue-Data Storage & Firewall Protection (CEF) | 0 | 145,000 | 0 | 0 | 145,000 |

Schedule IV
Fiscal Year 2026 Total State Appropriations

| FY 2026 | | Special Funds | | | | Total |
|---------------------------------------|--|---------------|--------------------------------|----------------|---------------|----------------|
| Bill No. | Agency Name | General Funds | State Support Special Funds | Federal Funds | Other Funds | Appropriations |
| S2036 | Revenue-IT Infra/Fac Repairs/Equip Upg (CEF) | 0 | 362,000 | 0 | 0 | 362,000 |
| S2037 | Secretary of State-Sys Updates & Upgrades | 3,977,000 | 0 | 0 | 0 | 3,977,000 |
| H0037 | State Public Def-Hinds Cnty Publ Def's Ofc (CEF) | 0 | 60,000 | 0 | 0 | 60,000 |
| S2048 | Supreme Crt-AOC-Eligible Expenditure (CSFRLRF) | 0 | 437,608 | 0 | 0 | 437,608 |
| H0038 | Supreme Crt-AOC-Temp Intake Officers (CEF) | 0 | 332,246 | 0 | 0 | 332,246 |
| S2048 | Transportation-Surface Transp Prjs (CSFRF) | 0 | 54,000,000 | 0 | 0 | 54,000,000 |
| S2048 | Transportation-Surface Transp Prjs (CSFRLRF) | 0 | 50,000,000 | 0 | 0 | 50,000,000 |
| H0015 | Wildlife/Fish/Parks-Museum Admiss Renov (CEF) | 0 | 1,500,000 | 0 | 0 | 1,500,000 |
| H0015 | Wildlife/Fish/Parks-Parks Improvement Plan (CEF) | 0 | 2,300,000 | 0 | 0 | 2,300,000 |
| TOTAL REAPPROPRIATIONS FROM FY 2025 | | 6,192,000 | 1,509,287,063 | 0 | 0 | 1,515,479,063 |
| TOTAL GENERAL FD APPROP & REAPPROPS | | 7,141,362,050 | 2,234,055,144 | 12,084,506,982 | 5,721,074,126 | 27,180,998,302 |
| PART II - SPECIAL FUND AGENCIES | | | | | | |
| Agriculture & Commerce, Department of | | | | | | |
| S2028 | Beaver Control Program | 0 | 0 | 0 | 1,100,000 | 1,100,000 |
| S2029 | Dixie National Livestock Show | 0 | 0 | 0 | 1,200,000 | 1,200,000 |
| S3019 | Architecture, Board of | 0 | 0 | 0 | 363,967 | 363,967 |
| H0031 | Athletic Commission | 0 | 0 | 0 | 174,135 | 174,135 |
| H1758 | Auctioneers Commission | 0 | 0 | 0 | 117,462 | 117,462 |
| S2043 | Banking & Consumer Finance, Dept of | 0 | 0 | 0 | 12,505,269 | 12,505,269 |
| S3028 | Chiropractic Examiners, Board of | 0 | 0 | 0 | 134,145 | 134,145 |
| S2026 | Corrections-Farming Operations | 0 | 0 | 0 | 4,010,355 | 4,010,355 |
| H0018 | Cosmetology & Barbering, Board of | 0 | 0 | 0 | 1,759,626 | 1,759,626 |
| S2024 | Dental Examiners, Board of | 0 | 0 | 0 | 1,294,921 | 1,294,921 |
| H0042 | Education-Charter School Authorizer Board | 0 | 0 | 0 | 1,400,000 | 1,400,000 |
| H0002 | Engineers & Surveyors, Board of Regist for Prof | 0 | 0 | 0 | 674,227 | 674,227 |
| S2044 | Fin & Admin-Tort Claims Board | 0 | 0 | 0 | 6,335,412 | 6,335,412 |
| H0004 | Foresters, Board of Registration for | 0 | 0 | 0 | 62,755 | 62,755 |
| S2018 | Funeral Services, Board of | 0 | 0 | 0 | 330,227 | 330,227 |
| S2019 | Geologists, Board of Registered Professional | 0 | 0 | 0 | 144,816 | 144,816 |
| H0007 | Gulfport, State Port Authority at | 0 | 0 | 12,036,680 | 66,502,746 | 78,539,426 |
| H0019 | Health-Burn Care Fund, Mississippi | 0 | 0 | 0 | 3,000,000 | 3,000,000 |
| H0022 | Insurance-Rural Fire Truck Acq Assistance Prg | 0 | 0 | 0 | 7,500,000 | 7,500,000 |
| H0008 | Marine Resources-Tidelands Projects | 0 | 0 | 0 | 6,390,440 | 6,390,440 |
| S3022 | Massage Therapy, Board of | 0 | 0 | 0 | 199,100 | 199,100 |
| H0024 | Medical Licensure, Board of | 0 | 0 | 0 | 4,657,022 | 4,657,022 |
| S3023 | Motor Vehicle Commission | 0 | 0 | 0 | 378,324 | 378,324 |
| H0025 | Nursing, Board of | 0 | 0 | 0 | 5,308,814 | 5,308,814 |
| H1747 | Nursing Home Administrators, Board of | 0 | 0 | 0 | 209,142 | 209,142 |
| H0009 | Oil & Gas Board (See GF) | 0 | 0 | 3,000,000 | 3,632,663 | 6,632,663 |
| H0026 | Optometry, Board of | 0 | 0 | 0 | 256,272 | 256,272 |
| H0010 | Pat Harrison Waterway District | 0 | 0 | 0 | 7,764,319 | 7,764,319 |
| H0011 | Pearl River Valley Water Supply Dist | 0 | 0 | 0 | 23,330,757 | 23,330,757 |
| S2025 | Pharmacy, Board of | 0 | 0 | 0 | 4,154,101 | 4,154,101 |
| H0027 | Physical Therapy, Board of | 0 | 0 | 0 | 354,726 | 354,726 |
| S2020 | Professional Counselors, Board of Exam for Lic | 0 | 0 | 0 | 378,795 | 378,795 |
| H1751 | Psychology, Board of | 0 | 0 | 0 | 162,606 | 162,606 |
| S2021 | Public Accountancy, Board of | 0 | 0 | 0 | 753,471 | 753,471 |
| S2022 | Public Contractors, Board of | 0 | 0 | 0 | 4,319,483 | 4,319,483 |
| H0036 | Public Employees' Retirement System (See GF) | 0 | 0 | 0 | 23,683,545 | 23,683,545 |

Schedule IV
Fiscal Year 2026 Total State Appropriations

| FY 2026 Bill No. | Agency Name | Special Funds | | | Total Appropriations |
|---|---|----------------------|--------------------------------|-----------------------|-------------------------|
| | | General Funds | State Support Special Funds | Federal Funds | |
| H0028 | Real Estate Commission | 0 | 0 | 0 | 1,807,664 |
| H1752 | Real Estate Appraisal Board | 0 | 0 | 0 | 746,698 |
| S2036 | Revenue-License Tag Commission | 0 | 0 | 0 | 6,400,000 |
| H0030 | Social Workers/Marriage/Family Therapists Exam Supreme Court | 0 | 0 | 0 | 305,129 |
| H0038 | Bar Admissions, Board of | 0 | 0 | 0 | 371,930 |
| H0038 | Continuing Legal Education | 0 | 0 | 0 | 241,100 |
| H1736 | Tombigbee River Valley Water Mgmt District | 0 | 0 | 200,000 | 8,889,507 |
| S2040 | Treasurer's Office, State | 0 | 0 | 0 | 6,808,433 |
| S2040 | Investing Funds | 0 | 0 | 0 | 150,000 |
| S2040 | MPACT Trust Fund-Tuition Payments | 0 | 0 | 0 | 35,000,000 |
| H0039 | Veterans' Home Purchase Board | 0 | 0 | 0 | 84,693,202 |
| S2023 | Veterinary Examiners, Board of | 0 | 0 | 0 | 200,296 |
| H0016 | Yellow Creek State Inland Port Authority | 0 | 0 | 10,000,000 | 20,185,481 |
| TOTAL PART II - SPECIAL FUND AGENCIES | | 0 | 0 | 25,236,680 | 360,343,083 |
| PART III - TRANSPORTATION DEPT | | | | | |
| H0045 | Transportation, Mississippi Department of | 0 | 0 | 787,265,464 | 693,591,754 |
| H0045 | Infrastructure Expenses | 0 | 0 | 0 | 498,000,000 |
| S2017 | State Aid Road Construction, Office of | 0 | 0 | 59,000,000 | 176,736,074 |
| TOTAL PART III - TRANSPORTATION DEPT | | 0 | 0 | 846,265,464 | 1,368,327,828 |
| TOTAL SPECIAL FD APPROP (RECURRING) | | 0 | 0 | 871,502,144 | 1,728,670,911 |
| SPECIAL FD APPROP (NON-RECURRING) | | | | | |
| Finance & Administration, Department of | | | | | |
| S2044 | BOB-Capital Projects | 0 | 0 | 0 | 310,362 |
| TOTAL SPECIAL FD APPROP (NON-RECURRING) | | 0 | 0 | 0 | 310,362 |
| TOTAL SPECIAL FUND APPROPRIATION | | 0 | 0 | 871,502,144 | 1,728,981,273 |
| REAPPROPRIATIONS FROM FY 2025 | | | | | |
| H0040 | Fin & Admin-BOB-Capital Exp Discretionary R&R | 0 | 0 | 0 | 313,911 |
| H0040 | Fin & Admin-BOB-Capital Prjs (Fund 33912) | 0 | 0 | 0 | 14,749,589 |
| H0040 | Fin & Admin-BOB-Capital Prjs (Fund 33911) | 0 | 0 | 0 | 23,978,919 |
| H0040 | Fin & Admin-BOB-Capital Projects (Fund 38221) | 0 | 0 | 0 | 57,812,176 |
| H0040 | Fin & Admin-BOB-Capital Prjs (Fund 661130) | 0 | 0 | 0 | 111,810,743 |
| H0040 | Fin & Admin-BOB-Capital Prjs (Fund 661131) | 0 | 0 | 0 | 28,596,020 |
| H0040 | Fin & Admin-BOB-Capital Prjs (Fund 661132) | 0 | 0 | 0 | 76,343,046 |
| H0040 | Fin & Admin-BOB-Capital Prjs (Fund 661133) | 0 | 0 | 0 | 287,710,223 |
| H0040 | Fin & Admin-BOB-Capital Prjs (Fund 661134) | 0 | 0 | 0 | 1,455,808 |
| H0040 | Fin & Admin-BOB-Capital Prjs (Fund 661136) | 0 | 0 | 0 | 3,500,000 |
| H0040 | Fin & Admin-BOB-Capital Prjs (Fund 661140) | 0 | 0 | 0 | 2,795,136 |
| H0040 | Fin & Admin-BOB-Discretionary R&R | 0 | 0 | 0 | 65,534,718 |
| H0040 | Fin & Admin-BOB-IHL/JUCO CE Discretionary R&R | 0 | 0 | 0 | 70,000,000 |
| S2044 | Fin & Admin-Capital City Water/Sewer Prjs Fd | 0 | 0 | 0 | 27,700,459 |
| TOTAL REAPPROPRIATIONS FROM FY 2025 | | 0 | 0 | 0 | 772,300,748 |
| TOTAL SPECIAL FUND APPROP & REAPPROP | | 0 | 0 | 871,502,144 | 2,501,282,021 |
| TOTAL STATE APPROPRIATIONS | | 7,141,362,050 | 2,234,055,144 | 12,956,009,126 | 8,222,356,147 |

Schedule V
General and Special Funds
Additional and Deficits
Included in FY 2025
(For Information Only)

| Bill No. | Agency Name | General Funds | State Support Special Funds | Special Funds | Total Funds |
|---|---|-------------------|--------------------------------|-------------------|--------------------|
| H0046 | Attorney General-Judgments & Settlements (CEF) | 0 | 156,842 | 0 | 156,842 |
| H0046 | Attorney General-Judgments & Settlements (CEF)(FAT) | 0 | 1,185,000 | 0 | 1,185,000 |
| H0046 | Child Protection Svcs-Operational Expend (FAT) | 27,425,298 | 0 | 0 | 27,425,298 |
| H0046 | Corrections-Offender Tracking Sys Replmt (CEF)(FAT) | 0 | 14,000,000 | 0 | 14,000,000 |
| H0046 | Corrections-Medical Services | 4,314,425 | 0 | 0 | 4,314,425 |
| H0046 | Education-National Board (EEF) | 0 | 826,333 | 0 | 826,333 |
| H0046 | Health-City of Jackson Water Litigation (CEF)(FAT) | 0 | 4,091,381 | 0 | 4,091,381 |
| H0035 | Legislative-Jt Legislative Code Comm-Opnl Exp | 4,271 | 0 | 0 | 4,271 |
| S2034 | Military-Educational Assistance Program (EEF)(FAT) | 0 | 1,300,000 | 0 | 1,300,000 |
| H0046 | Mental Health-Cntrl Ofc-Operational Expenditure | 0 | 0 | 47,548,707 | 47,548,707 |
| H0046 | Pearl River Valley Water Supply District-Opnl Exp | 0 | 0 | 1,048,274 | 1,048,274 |
| H0046 | Social Wkrs/Marriage/Fam Therapists Exam-Opnl Exp | 0 | 0 | 50,000 | 50,000 |
| TOTAL STATE ADDITIONALS AND DEFICITS | | 31,743,994 | 21,559,556 | 48,646,981 | 101,950,531 |

CAPITAL EXPENSE FUND

| <u>Appropriations by Agency</u> | FY 2025 Appropriations | FY 2026 Appropriations |
|---|-----------------------------------|-----------------------------------|
| <u>Agriculture and Commerce, Department of</u> | | |
| Lighting Infrastructure at the Barns at the Fairgrounds, Repairs & Maintenance (SB 2028 2025 1st ES) | \$ 0 | \$ 50,000 |
| Elevator Repair/Replacement and Seating Replacement at Kirk Fordice Equine Center (SB 2028 2025 1st ES) | 0 | 675,000 |
| Wireless Capabilities at the Fairgrounds (SB 3036 2024 RS) | 300,000 | 0 |
| Subtotal | 300,000 | 725,000 |
| <u>Archives and History, Department of</u> | | |
| Crigler Park Project (HB 1776 2024 RS) | 1,000,000 | 0 |
| Natchez Projects (HB 1776 2024 RS) | 6,000,000 | 0 |
| Vicksburg National Military Park (HB 1776 2024 RS) | 6,000,000 | 0 |
| Subtotal | 13,000,000 | 0 |
| <u>Arts Commission</u> | | |
| Building Fund for the Arts Initiative (HB 1822 2024 RS); (HB 41 2025 1st ES) | 3,500,000 | 3,500,000 |
| International Ballet Competition (HB 41 2025 1st ES) | 0 | 300,000 |
| Subtotal | 3,500,000 | 3,800,000 |
| <u>Attorney General, Office of the</u> | | |
| Judgments and Settlements (HB 46 2025 1st ES) - Deficit | 156,842 | 0 |
| Judgments and Settlements (HB 46 2025 1st ES) - Deficit F/A/T | 1,185,000 | 0 |
| Subtotal | 1,341,842 | 0 |
| <u>Community and Junior Colleges</u> | | |
| Support - Repair and Renovations (SB 3016 2024 RS) | 6,000,000 | 0 |
| <u>Corrections, Department of</u> | | |
| Replacement of Offender Tracking System (HB 46 2025 1st ES) - Deficit F/A/T | 14,000,000 | 0 |
| Purchase & Repairs of Doors & Locks at Walnut Grove & East MS Correctional Facilities (SB 3039 2024 RS) | 7,500,000 | 0 |
| Subtotal | 21,500,000 | 0 |
| <u>Education, Department of</u> | | |
| MS School of Math and Science (HB 1823 2024 RS) | 1,500,000 | 0 |
| Deer Creek Promise Community (HB 1823 2024 RS) | 500,000 | 0 |
| MS Elementary STEM and STEAM programs from the CTE Division (HB 1823 2024 RS) | 500,000 | 0 |
| MS Future Farmers of America Center (HB 1823 2024 RS) | 50,000 | 0 |
| Subtotal | 2,550,000 | 0 |
| <u>Environmental Quality, Department of</u> | | |
| Document Management System (HB 3 2025 1st ES) | 0 | 250,000 |
| Clean Water Grant Program Match (HB 1778 2024 RS) | 2,906,048 | 0 |
| Replacement of IT Servers (HB 1778 2024 RS) | 60,000 | 0 |
| Subtotal | 2,966,048 | 250,000 |
| <u>Emergency Management Agency, Mississippi</u> | | |
| Vehicles (SB 3040 2024 RS) | 75,000 | 0 |
| <u>Employment Security, Department of - Workforce Development</u> | | |
| Skills Foundation (SB 3017 2024 RS); (SB 2012 2025 1st ES) | 400,000 | 400,000 |
| Save the Children - Workforce Development & Educational Programs (SB 2012 2025 1st ES) | 0 | 75,000 |
| Subtotal | 400,000 | 475,000 |
| <u>Finance and Administration, Department of</u> | | |
| MS Semiquincentennial Commission (SB 2044 2025 1st ES) | 0 | 2,250,000 |
| SPAHRs Maintenance, Refresh and Upgrades (SB 2044 2025 1st ES) | 0 | 5,000,000 |
| IT Maintenance, IT Upgrades and SPAHRs Refresh (SB 3054 2024 RS) | 3,000,000 | 0 |
| BOB - Capital Projects - Improvements, R&R Projects (SB 3054 2024 RS) | 6,500,000 | 0 |
| Building Demolition and Other Personal Property Replacement (SB 3054 2024 RS) | 11,000,000 | 0 |
| Subtotal | 20,500,000 | 7,250,000 |
| <u>Grand Gulf Military Monument Commission</u> | | |
| Building and Structure Repairs (HB 6 2025 1st ES) | 0 | 200,000 |
| Repair, Renovation, Road Improvements & Purchase Equipment (HB 1781 2024 RS) | 400,000 | 0 |
| Subtotal | 400,000 | 200,000 |
| <u>Health, State Department of</u> | | |
| Legal Expenses for City of Jackson Water Litigation (HB 46 2025 1st ES) - Deficit F/A/T | 4,091,381 | 0 |
| Federal Fund Match for Clean Water State Revolving Fund (HB 1796 2024 RS) | 3,370,600 | 0 |
| Emergency Medical Services Memorial (HB 1796 2024 RS) | 60,000 | 0 |
| Subtotal | 7,521,981 | 0 |
| <u>Human Services, Department of</u> | | |
| New Computer System (HB 1797 2024 RS) | 5,100,000 | 0 |
| <u>Information Technology Services, Department of</u> | | |
| IT Upgrades, IT Maintenance and SPAHRs Refresh (SB 3042 2024 RS) | 3,700,000 | 0 |

CAPITAL EXPENSE FUND

| <u>Appropriations by Agency</u> | FY 2025 Appropriations | FY 2026 Appropriations |
|--|-----------------------------------|-----------------------------------|
| <u>Institutions of Higher Learning</u> | | |
| MSU Co-op Ext - Mississippi Youth Preparedness Initiative (SB 3010 2024 RS); (SB 2005 2025 1st ES) | \$ 100,000 | \$ 100,000 |
| Repair/Replacement of Fire Detection & Suppression Sys at Educ Research Center (SB 3007 2024 RS) | 500,000 | 0 |
| Universities - Support - Construction, R&R (SB 3006 2024 RS) | 12,000,000 | 0 |
| Mississippi Rare Disease Advisory Council (SB 3014 2024 RS) | 100,000 | 0 |
| MSU Forest & Wildlife Rsrch Center - Deer Lab Renovation (SB 3011 2024 RS) | 1,000,000 | 0 |
| Subtotal | 13,700,000 | 100,000 |
| <u>Insurance, Department of</u> | | |
| Smoke Alarms (HB 1799 2024 RS) | 25,000 | 0 |
| <u>Insurance - State Fire Academy</u> | | |
| Replacement of Campus Water System for Instruction (HB 21 2025 1st ES) | 0 | 100,000 |
| Purchase of Pumper Engine Simulators (HB 21 2025 1st ES) | 0 | 75,000 |
| Purchase of Self-Contained Breathing Apparatus for Students (HB 21 2025 1st ES) | 0 | 75,000 |
| Replacement of the Heat Building Components (HB 1798 2024 RS) | 1,750,000 | 0 |
| Replacement of Auditorium Roof (HB 1798 2024 RS) | 250,000 | 0 |
| Subtotal | 2,000,000 | 250,000 |
| <u>Legislative Operations</u> | | |
| Purchase of Computer Software (HB 35 2025 1st ES) | 0 | 2,000,000 |
| GLIMPSE and Other Contracts (HB 35 2025 1st ES) | 0 | 800,000 |
| Computer Refresh (HB 1817 2024 RS); (HB 35 2025 1st ES) | 250,000 | 400,000 |
| Contract Cost for PEER Project (HB 1817 2024 RS) | 1,000,000 | 0 |
| Subtotal | 1,250,000 | 3,200,000 |
| <u>Mental Health, Department of</u> | | |
| Naloxone Grants (SB 3021 2024 RS) | 25,000 | 0 |
| <u>Military Department</u> | | |
| Upgrades and Additions at Youth Challenges Academy Facilities (SB 2034 2025 1st ES) | 0 | 1,000,000 |
| Amory Readiness Center (SB 2034 2025 1st ES) | 0 | 6,000,000 |
| Southaven Armory Facility (SB 3044 2024 RS) | 6,000,000 | 0 |
| Upgrades and Additions at Youth Challenges Academy Facilities or MS Readiness Center (SB 3044 2024 RS) | 5,000,000 | 0 |
| Corinth Armory Facility (SB 3044 2024 RS) | 1,500,000 | 0 |
| Subtotal | 12,500,000 | 7,000,000 |
| <u>Mississippi Development Authority</u> | | |
| Mississippi Book Festival (SB 3065 2024 RS) | 50,000 | 0 |
| Sanderson Farms Championship (SB 3065 2024 RS) | 400,000 | 0 |
| Mississippi Museum of Art (SB 3065 2024 RS) | 1,000,000 | 0 |
| Mississippi Tourism Association (SB 3065 2024 RS) | 500,000 | 0 |
| Subtotal | 1,950,000 | 0 |
| <u>Oil and Gas Board</u> | | |
| Ophan Well Plugging (HB 9 2025 1st ES) | 0 | 2,300,000 |
| <u>Pearl River Valley Water Supply District</u> | | |
| Dredging of Ross Barnett Reservoir (HB 1786 2024 RS) | 1,750,000 | 0 |
| <u>Public Employees' Retirement System</u> | | |
| Implementation of Tier 5 Costs (HB 36 2025 1st ES) | 0 | 200,000 |
| <u>Public Safety, Department of</u> | | |
| Forensics Case Backlog (SB 2015 2025 1st ES) | 0 | 2,500,000 |
| Purchase of Furniture and Parking Lots for New Headquarters Building (SB 2015 2025 1st ES) | 0 | 587,000 |
| Purchase of Bulletproof Vests for Local Law Enforcement Officers (SB 2015 2025 1st ES) | 0 | 50,000 |
| Driver Services Bureau to Replace Driver License System (SB 2015 2025 1st ES) | 0 | 3,500,000 |
| Driver Services Bureau Canton Building Lease (SB 2015 2025 1st ES) | 0 | 1,260,000 |
| Capitol Security Platform (SB 2015 2025 1st ES) | 0 | 1,100,000 |
| Purchase of Forensics Lab Equipment (SB 3020 2024 RS) | 1,000,000 | 0 |
| R&R to Facilities at MS Law Enforcement Officers' Training Academy (SB 3020 2024 RS) | 500,000 | 0 |
| Driver Services Bureau (SB 3020 2024 RS) | 1,535,000 | 0 |
| Vehicles for Capitol Police (SB 3020 2024 RS) | 1,583,000 | 0 |
| Subtotal | 4,618,000 | 8,997,000 |
| <u>Revenue, Department of</u> | | |
| Purchase of High Speed Scanners (SB 2036 2025 1st ES) | 0 | 775,000 |
| Data Storage and Firewall Protection (SB 3047 2024 RS) | 615,000 | 0 |
| Subtotal | 615,000 | 775,000 |
| <u>Secretary of State</u> | | |
| Office Relocation Expenses (SB 2037 2025 1st ES) | 0 | 208,000 |
| Statewide Election Management System (SB 3048 2024 RS) | 875,000 | 0 |
| Subtotal | 875,000 | 208,000 |
| <u>Soil and Water Conservation Commission</u> | | |
| River Gauges for Erosion and Flooding along Pearl River (HB 1789 2024 RS) | 92,000 | 0 |

CAPITAL EXPENSE FUND

| <u>Appropriations by Agency</u> | FY 2025 Appropriations | FY 2026 Appropriations |
|---|---|---|
| <u>State Public Defender, Office of</u> | | |
| Hinds County Public Defender's Office (HB 1819 2024 RS); (HB 37 2025 1st ES) | \$ 60,000 | \$ 60,000 |
| Rural Public Defense Pilot Program (HB 37 2025 1st ES) | 0 | 668,000 |
| Subtotal | 60,000 | 728,000 |
| <u>Supreme Court - Administrative Office of Courts</u> | | |
| Furniture, Fixtures and Equipment at Gartin Building (HB 38 2025 1st ES) | 0 | 50,000 |
| <u>Veterans Affairs Board, State</u> | | |
| Replacement of Gulf War Memorial at State Veterans Cemetery (SB 2035 2025 1st ES) | 0 | 375,000 |
| Start-up & Stand-up Operating Costs for Traditions State Veterans Home (SB 2035 2025 1st ES) | 0 | 6,000,000 |
| Construction of a New Veterans Home in Rankin County (SB 3045 2024 RS) | 2,500,000 | 0 |
| Subtotal | 2,500,000 | 6,375,000 |
| <u>Wildlife, Fisheries and Parks, Department of</u> | | |
| Projects on the Park Improvement Plan (HB 1791 2024 RS) | 8,350,000 | 0 |
| Museum Admissions Area Renovation Phase II (HB 1791 2024 RS) | 1,500,000 | 0 |
| Road Improvements at J.P. Coleman State Park (HB 1791 2024 RS) | 75,000 | 0 |
| Improvements at John Kyle State Park (HB 1791 2024 RS) | 75,000 | 0 |
| Subtotal | 10,000,000 | 0 |
| Total Appropriations | \$ 140,814,871 | \$ 42,883,000 |
| <u>Reappropriations by Agency from FY 2025 to FY 2026</u> | FY 2025 Reappropriations | FY 2026 Reappropriations |
| <u>Archives and History, Department of</u> | | |
| de la Pointe-Krebs House (HB 1776 2024 RS); (HB 1 2025 1st ES) | \$ 86,271 | \$ 57,992 |
| Repair, Renovation and Construction Projects (HB 1776 2024 RS); (HB 1 2025 1st ES) | 8,660,287 | 14,268,419 |
| Crigler Park Project (HB 1776 2024 RS); (HB 1 2025 1st ES) | 1,594,187 | 2,428,214 |
| Vicksburg National Military Park (HB 1776 2024 RS); (HB 1 2025 1st ES) | 625,390 | 5,997,080 |
| Subtotal | 10,966,135 | 22,751,705 |
| <u>Arts Commission</u> | | |
| Building Fund for the Arts Initiative (HB 1822 2024 RS); (HB 41 2025 1st ES) | 3,397,895 | 3,288,781 |
| <u>Child Protection Services, Department of</u> | | |
| Information Technology System Developments (HB 1794 2024 RS); (HB 17 2025 1st ES) | 5,305,297 | 2,500,000 |
| <u>Emergency Management Agency, Mississippi</u> | | |
| Vehicles (SB 2027 2025 1st ES) | 0 | 47,563 |
| <u>Finance and Administration, Department of</u> | | |
| BOB - ASU - Water Treatment Facility - 6493C (HB 1816 2024 RS); (HB 40 2025 1st ES) | 241,973 | 241,974 |
| BOB - Capital Projects - Improvements, R&R Projects - 64947 (HB 40 2025 1st ES) | 0 | 6,229,587 |
| BOB - Bldg Demo & Personal Property Replacement - 64946 (HB 40 2025 1st ES) | 0 | 9,106,300 |
| BOB - Capital Projects - 64933 (HB 1816 2024 RS); (HB 40 2025 1st ES) | 472,444 | 470,088 |
| BOB - Capital Projects - Impvts, R&R Prjct - 64935;64943;64945 (HB 1816 2024 RS); (HB 40 2025 1st ES) | 25,726,886 | 15,236,366 |
| BOB - DPS - MLEOTA - 64932 (HB 1816 2024 RS); (HB 40 2025 1st ES) | 87,069 | 87,069 |
| BOB - Various Projects - 64936 (HB 1816 2024 RS); (HB 40 2025 1st ES) | 21,819,580 | 14,261,539 |
| Public Safety, Dept of - New Headquarters Building - 64937 (HB 1816 2024 RS); (HB 40 2025 1st ES) | 51,657,410 | 47,447,153 |
| Subtotal | 100,005,362 | 93,080,076 |
| <u>Grand Gulf Military Monument Commission</u> | | |
| Park Repairs, Maintenance and Fiber Internet (HB 1781 2024 RS) | 77,896 | 0 |
| Repair, Renovation, Road Improvements & Purchase Equipment (HB 6 2025 1st ES) | 0 | 273,499 |
| Subtotal | 77,896 | 273,499 |
| <u>Human Services, Department of</u> | | |
| Computer Expenses (HB 1797 2024 RS); (HB 20 2025 1st ES) | 3,475,098 | 2,188,624 |
| New Computer System (HB 1797 2024 RS); (HB 20 2025 1st ES) | 54,000,000 | 54,000,000 |
| Subtotal | 57,475,098 | 56,188,624 |
| <u>Health, State Department of</u> | | |
| Burn Center (HB 1796 2024 RS) | 1,893,426 | 0 |
| <u>Institutions of Higher Learning</u> | | |
| R&R of Fire Detection & Suppression Sys at Educ Research Center (SB 2002 2025 1st ES) | 0 | 300,000 |
| MSU Forest & Wildlife Rsrch Center - Deer Lab Renovation (SB 2006 2025 1st ES) | 0 | 1,000,000 |
| Mississippi Rare Disease Advisory Council (SB 2009 2025 1st ES) | 0 | 82,566 |
| Universities - Support - Construction, R&R (SB 3006 2024 RS); (SB 2001 2025 1st ES) | 1,767,812 | 7,312,186 |
| Univ of MS - Declaration of Independence Center - Operations (SB 3006 2024 RS) | 292,171 | 0 |
| Univ of Southern Mississippi - Ocean Enterprise Gulfport (SB 3006 2024 RS); (SB 2001 2025 1st ES) | 5,000,000 | 5,000,000 |
| Univ of Mississippi Medical Center - Asylum Hill Prj (SB 3014 2024 RS); (SB 2009 2025 1st ES) | 2,292,839 | 2,053,082 |
| Subtotal | 9,352,822 | 15,747,834 |

CAPITAL EXPENSE FUND

| <u>Reappropriations by Agency</u> | <u>FY 2025 Reappropriations</u> | <u>FY 2026 Reappropriations</u> |
|--|--|--|
| <u>Insurance - State Fire Academy</u> | | |
| Replacement of the Heat Building Components (HB 21 2025 1st ES) | \$ 0 | \$ 1,750,000 |
| Dorm Room Completion (HB 1798 2024 RS) | 160,000 | 0 |
| Purchase Specialty Rescue Truck (HB 1798 2024 RS); (HB 21 2025 1st ES) | 75,000 | 75,000 |
| Subtotal | 235,000 | 1,825,000 |
| <u>Information Technology Services, Department of</u> | | |
| IT Upgrades, IT Maintenance and SPAHRS Refresh (SB 2032 2025 1st ES) | 0 | 1,500,000 |
| <u>ITS - Wireless Communication Commission</u> | | |
| MSWIN Network Refresh (SB 3042 2024 RS) | 7,928,041 | 0 |
| <u>Legislative Operations</u> | | |
| Computer Project (HB 1817 2024 RS); (HB 35 2025 1st ES) | 2,838,800 | 2,838,800 |
| Contract Cost for PEER Project (HB 1817 2024 RS) | 25,000 | 0 |
| Subtotal | 2,863,800 | 2,838,800 |
| <u>Mental Health, Department of</u> | | |
| Canopy Children's Solution for CARES Center (SB 3162 2024 RS); (SB 2016 2025 1st ES) | 0 | 20,000,000 |
| <u>Military Department</u> | | |
| Upgrades & Additions at Youth Challenges Academy Facilities (SB 2034 2025 1st ES) | 0 | 1,600,000 |
| <u>Mississippi Development Authority</u> | | |
| Air Services Development Act (SB 3056 2024 RS); (SB 2046 2025 1st ES) | 246,431 | 246,431 |
| <u>Pearl River Valley Water Supply District</u> | | |
| Waterwood Well Replacement (HB 1786 2024 RS); (HB 11 2025 1st ES) | 604,821 | 158,305 |
| Dredging of Ross Barnett Reservoir (HB 11 2025 1st ES) | 0 | 1,427,719 |
| Subtotal | 604,821 | 1,586,024 |
| <u>Public Safety, Department of</u> | | |
| R&R to Facilities at MS Law Enforcement Officers' Training Academy (SB 2015 2025 1st ES) | 0 | 96,691 |
| Vehicles for Capitol Police (SB 2015 2025 1st ES) | 0 | 1,465,604 |
| Purchase of Forensics Lab Equipment (SB 2015 2025 1st ES) | 0 | 308,100 |
| Upgrades to the Driver Services IDEMIA System (SB 3020 2024 RS); (SB 2015 2025 1st ES) | 5,092,251 | 4,031,813 |
| Driver Services Bureau (SB 3020 2024 RS); (SB 2015 2025 1st ES) | 166,000 | 161,671 |
| Case Backlogs at Forensic Laboratories (SB 3020 2024 RS) | 432,815 | 0 |
| Subtotal | 5,691,066 | 6,063,879 |
| <u>Revenue, Department of</u> | | |
| Data Storage and Firewall Protection (SB 2036 2025 1st ES) | 0 | 145,000 |
| ABC Warehouse Operations Transition (SB 3047 2024 RS); (SB 2036 2025 1st ES) | 811,632 | 653,000 |
| Replacement of Computer Hardware and Equipment (SB 3047 2024 RS); (SB 2036 2025 1st ES) | 119,971 | 119,971 |
| IT Infrastructure, Facility Repairs & Purchases (SB 3047 2024 RS); (SB 2036 2025 1st ES) | 804,059 | 362,000 |
| Operations for MS Medical Cannabis Act (SB 3047 2024 RS) | 63,469 | 0 |
| Subtotal | 1,799,131 | 1,279,971 |
| <u>Secretary of State</u> | | |
| Mississippi Voting Modernization Act (SB 3048 2024 RS) | 1,200,000 | 0 |
| <u>State Public Defender, Office of</u> | | |
| Hinds County Public Defender's Office (HB 37 2025 1st ES) | 0 | 60,000 |
| <u>Supreme Court - Administrative Office of Courts</u> | | |
| Temporary Intake Officers (HB 1820 2024 RS); (HB 38 2025 1st ES) | 351,664 | 332,246 |
| IT Equipment and Youth Court Computers (HB 1820 2024 RS) | 8,796 | 0 |
| Subtotal | 360,460 | 332,246 |
| <u>Veterans Affairs Board, State</u> | | |
| Tradition State Veterans Home (SB 3045 2024 RS) | 3,200,000 | 0 |
| <u>Wildlife, Fisheries and Parks, Department of</u> | | |
| Projects on the Park Improvement Plan (HB 15 2025 1st ES) | 0 | 2,300,000 |
| Museum Admissions Area Renovation Phase II (HB 15 2025 1st ES) | 0 | 1,500,000 |
| Equipment (HB 1791 2024 RS) | 382,243 | 0 |
| Subtotal | 382,243 | 3,800,000 |
| Total Reappropriations | \$ 212,984,924 | \$ 235,010,433 |
| Total Appropriations and Reappropriations | \$ 353,799,795 | \$ 277,893,433 |

EDUCATION ENHANCEMENT FUND

| <u>Program</u> | <u>FY 2025</u> <u>Appropriations</u> | <u>FY 2026</u> <u>Appropriations</u> |
|---|---|---|
| <u>General Education Programs (HB 1823 2024 RS); (HB 42 2025 1st ES)</u> | | |
| General Education | \$ 22,706,381 | \$ 22,706,381 |
| Buildings and Buses | 16,000,000 | 16,000,000 |
| Supplies and Instructional Materials | 25,000,000 | 25,000,000 |
| Equal Opportunity for All Students with Special Needs | 1,800,000 | 1,800,000 |
| Early Learning Collaboratives | 21,210,526 | 21,210,526 |
| Early Learning Coaches | 3,251,533 | 3,251,533 |
| Other Early Learning Programs | 13,000,000 | 13,000,000 |
| Math Coaches | 5,000,000 | 5,000,000 |
| WorkKeys | 1,000,000 | 1,000,000 |
| Other Assessments and Endorsements | 300,000 | 300,000 |
| Vocational Technical Grants | 1,000,000 | 1,000,000 |
| Mississippi Schools for the Blind and Deaf | 1,557,037 | 2,557,037 |
| Mississippi School for the Arts | 927,632 | 927,632 |
| Mississippi School of Math and Science | 1,131,000 | 1,131,000 |
| Children's Foundation of Mississippi | 0 | 437,000 |
| Excel by 5 | 0 | 300,000 |
| Alyssa's Law Pilot Program | 0 | 160,000 |
| Mississippi Teacher Residency Program | 0 | 3,500,000 |
| National Board Certification - (HB 46 2025 1st ES) - Deficit F/A/T | 826,333 | 0 |
| Subtotal | 114,710,442 | 119,281,109 |
| Mississippi Student Funding Formula (HB 1823 2024 RS); (HB 42 2025 1st ES) | 268,025,562 | 268,025,562 |
| Vocational and Technical Education (HB 1823 2024 RS); (HB 42 2025 1st ES) | 6,637,258 | 6,637,258 |
| <u>Educational Television Authority (HB 1824 2024 RS); (HB 43 2025 1st ES)</u> | | |
| General Support | 2,118,966 | 2,118,966 |
| Tower Maintenance and Upgrades | 0 | 1,500,000 |
| Subtotal | 2,118,966 | 3,618,966 |
| <u>Library Commission (HB 1825 2024 RS); (HB 44 2025 1st ES)</u> | | |
| General Support | 493,847 | 493,847 |
| MAGNOLIA | 350,000 | 350,000 |
| Subtotal | 843,847 | 843,847 |
| <u>Institutions of Higher Learning</u> | | |
| Universities - General Support - Consolidated (SB 3006 2024 RS); (SB 2001 2025 1st ES) | | |
| General Support | 72,873,070 | 72,873,070 |
| Technology Transfer & Entrepreneurial Programs | 1,000,000 | 1,000,000 |
| Alcorn State University - STEM Related Programs | 1,500,000 | 1,500,000 |
| Delta State University - R&R, Constructing, Furnishing & Equipping Ward Hall Dorm & Cleveland Hall | 6,000,000 | 0 |
| Delta State University - Constructing, Designing, Operating & Maintaining a School with Cleveland School District | 2,500,000 | 0 |
| Universities - Subsidiary Programs - Consolidated (SB 3007 2024 RS); (SB 2002 2025 1st ES) | 830,742 | 830,742 |
| University of Mississippi Medical Center - Consolidated (SB 3014 2024 RS); (SB 2009 2025 1st ES) | 7,333,029 | 7,333,029 |
| Student Financial Aid, Office of (SB 3013 2024 RS); (SB 2008 2025 1st ES) | 3,000,000 | 3,000,000 |
| ASU - Ag Research, Extension, & Land-Grant Programs (SB 3008 2024 RS); (SB 2003 2025 1st ES) | 170,000 | 170,000 |
| ASU - Ag Research, Extn, & Land-Grant Programs - Poultry Sciences Prgm (SB 3008 2024 RS); (SB 2003 2025 1st ES) | 165,000 | 165,000 |
| MSU - Agricultural and Forestry Experiment Station (SB 3009 2024 RS); (SB 2004 2025 1st ES) | 1,350,000 | 1,350,000 |
| MSU - Cooperative Extension Service (SB 3010 2024 RS); (SB 2005 2025 1st ES) | 1,150,000 | 1,150,000 |
| MSU - Forest and Wildlife Research Center (SB 3011 2024 RS); (SB 2006 2025 1st ES) | 450,000 | 450,000 |
| MSU - Veterinary Medicine, College of (SB 3012 2024 RS); (SB 2007 2025 1st ES) | 750,000 | 750,000 |
| Subtotal | 99,071,841 | 90,571,841 |
| <u>Community and Junior Colleges</u> | | |
| Board (SB 3015 2024 RS); (SB 2010 2025 1st ES) | 356,000 | 356,000 |
| Reimbursement of High School Equivalency Tests Testing Fees (SB 2010 2025 1st ES) | 0 | 450,000 |
| Rankin County School District - CTE and Workforce Development Center (SB 3015 2024 RS) | 1,200,000 | 0 |
| Long Beach School District - CTE and Workforce Development Center (SB 3015 2024 RS) | 500,000 | 0 |
| Lowndes County Public School District - CTE and Workforce Development Center (SB 3015 2024 RS) | 500,000 | 0 |
| Greene County School District - CTE and Workforce Development Center (SB 3015 2024 RS) | 1,000,000 | 0 |
| George County School District - CTE and Workforce Development Center (SB 3015 2024 RS) | 500,000 | 0 |
| Itawamba County School District - CTE and Workforce Development Center (SB 3015 2024 RS) | 800,000 | 0 |
| Scott County School District - CTE and Workforce Development Center (SB 3015 2024 RS) | 1,500,000 | 0 |
| Newton County School District - CTE and Workforce Development Center (SB 3015 2024 RS) | 1,500,000 | 0 |
| Ocean Springs School District - CTE and Workforce Development Center (SB 3015 2024 RS) | 1,000,000 | 0 |
| Grenada County School District - CTE and Workforce Development Center (SB 3015 2024 RS) | 5,000,000 | 0 |
| Prentiss County School District - Prentiss County Career and Technical Center (SB 3015 2024 RS) | 500,000 | 0 |
| Baldwyn Separate School District - Career Technical Center (SB 3015 2024 RS) | 250,000 | 0 |
| Prentiss County School District - Wheeler High School Career Technical Center (SB 3015 2024 RS) | 250,000 | 0 |
| East Central Community College - Workforce Dev Center in Leake County Business Park (SB 3015 2024 RS) | 12,000,000 | 0 |

EDUCATION ENHANCEMENT FUND

| <u>Program</u> | <u>FY 2025</u> <u>Appropriations</u> | <u>FY 2026</u> <u>Appropriations</u> |
|---|---|---|
| <u>Community and Junior Colleges - Continued</u> | | |
| Support (SB 3016 2024 RS); (SB 2011 2025 1st ES) | \$ 56,884,946 | \$ 51,884,946 |
| Education Technology Pgrm & Public Community & Junior Colleges (SB 3016 2024 RS); (SB 2011 2025 1st ES) | 2,900,840 | 2,900,840 |
| Career and Technical Advantage Program (SB 3016 2024 RS); (SB 2011 2025 1st ES) | 10,000,000 | 10,000,000 |
| Subtotal | 96,641,786 | 65,591,786 |
| <u>Military Department (SB 3044 2024 RS); (SB 2034 2025 1st ES)</u> | | |
| State Educational Assistance Program | 4,000,000 | 4,000,000 |
| State Educational Assistance Program - Deficit F/A/T | 1,300,000 | 0 |
| Subtotal | 5,300,000 | 4,000,000 |
| <u>Arts Commission (HB 1822 2024 RS); (HB 41 2025 1st ES)</u> | | |
| Training of Educators and Promotion of Arts Programs in Public Schools | 100,000 | 100,000 |
| Miscellaneous Grants and Programs | 350,000 | 350,000 |
| Whole Schools Initiative | 1,040,000 | 1,040,000 |
| Subtotal | 1,490,000 | 1,490,000 |
| Wildlife, Fisheries and Parks, Department of - Project WILD (HB 1791 2024 RS); (HB 15 2025 1st ES) | 125,335 | 125,335 |
| Total Appropriations | \$ 593,665,037 | \$ 560,185,704 |
| <u>Reappropriations from FY 2025 to FY 2026</u> | <u>FY 2025</u> <u>Reappropriations</u> | <u>FY 2026</u> <u>Reappropriations</u> |
| <u>General Education Programs (HB 1823 2024 RS); (HB 42 2025 1st ES)</u> | | |
| Instructional Materials | \$ 2,540,973 | \$ 2,732,190 |
| Early Learning Collaboratives | 3,000,000 | 15,485,203 |
| Other Early Learning Programs | 7,375,000 | 11,900,000 |
| Subtotal | 12,915,973 | 30,117,393 |
| <u>Educational Television Authority (HB 1824 2024 RS); (HB 43 2025 1st ES)</u> | | |
| Tower Maintenance and Upgrades | 2,727,106 | 175,394 |
| Digitalization of Educational Content and Mississippi History | 608,601 | 522,968 |
| Medgar Evers Documentary | 209,062 | 200,840 |
| Subtotal | 3,544,769 | 899,202 |
| <u>Institutions of Higher Learning</u> | | |
| Universities - General Support - Consolidated (SB 3006 2024 RS); (SB 2001 2025 1st ES) | | |
| University of Mississippi - Haley Barbour Center | 974,937 | 969,000 |
| University of Mississippi - Healthcare Innovation | 4,873,280 | 3,420,000 |
| University of Mississippi - UM Early Learning and Evaluation Center | 9,641,745 | 9,000,000 |
| Mississippi University for Women - Nursing Program | 2,472,614 | 2,472,614 |
| Alcorn State University - Davey L. Whitney Complex and Wellness Center | 3,000,000 | 3,000,000 |
| IHL Research Institutions - Technology Transfer and Entrepreneurial Programs | 500,000 | 755,000 |
| Delta State University - Commercial Aviation Department | 4,050,530 | 1,729,859 |
| Mississippi University for Women - Capital Needs, Construction, and/or R&R Projects | 4,640,502 | 3,000,000 |
| Mississippi Valley State University - Repair, Renovation, and/or Construction of a Residence Hall | 2,159,999 | 718,195 |
| Alcorn State University - Capital Needs, Construction, and/or R&R Projects | 5,000,000 | 2,250,000 |
| Jackson State University - Repair, Renovation, and/or Construction of a Residence Hall | 5,000,000 | 743,167 |
| Delta State University - R&R, Constructing, Furnishing and Equipping Ward Hall Dorm & Cleveland Hall | 0 | 6,000,000 |
| Delta State University - Constructing, Designing, Operating & Maintaining a School with Cleveland School District | 0 | 1,769,112 |
| Student Financial Aid, Office of (SB 3013 2024 RS); (SB 2008 2025 1st ES) | 2,000,000 | 250,000 |
| Subtotal | 44,313,607 | 36,076,947 |
| Total Reappropriations | \$ 60,774,349 | \$ 67,093,542 |
| Total Appropriations and Reappropriations | \$ 654,439,386 | \$ 627,279,246 |

HEALTH CARE EXPENDABLE FUND

| <u>Program</u> | <u>FY 2025</u> <u>Appropriations</u> | <u>FY 2026</u> <u>Appropriations</u> |
|---|---|---|
| <u>Governor's Office - Medicaid, Division of (HB 1800 2024 RS); (HB 23 2025 1st ES)</u> | | |
| CHIP Program up to 209% Level of Poverty | \$ 9,000,000 | \$ 9,000,000 |
| Medical Program Matching Funds | <u>54,230,003</u> | <u>54,230,003</u> |
| Subtotal | 63,230,003 | 63,230,003 |
| <u>Health, State Department of (HB 1796 2024 RS); (HB 19 2025 1st ES)</u> | | |
| Breast and Cervical Cancer Program | 100,000 | 100,000 |
| Early Intervention Program | 2,000,000 | 2,000,000 |
| Maternal and Child Health Care Program | 1,242,943 | 1,242,943 |
| MS Health Care Alliance* | 250,000 | 250,000 |
| Defibrillators in Public Places | 250,000 | 0 |
| Health Department Programs | <u>7,735,840</u> | <u>7,735,840</u> |
| Subtotal | 11,578,783 | 11,328,783 |
| <u>Mental Health, Department of (SB 3021 2024 RS); (SB 2016 2025 1st ES)</u> | | |
| Expenses of the Department of Mental Health, Payment of Medicaid State Share, or Prepayment of Medicaid State Share | 16,797,843 | 16,797,843 |
| Alzheimer's Disease Services Development and Implementation of SB 2100, 1997 Regular Session | 379,417 | 379,417 |
| Crisis Centers | 636,374 | 636,374 |
| Fentanyl and Drug Abuse Education Program (HB 231 2023 RS) and MS Collaborative Response Mental Health Act (HB 1222 2023 RS) | 2,000,000 | 2,000,000 |
| Physician Services at Community Mental Health Centers | <u>1,138,252</u> | <u>1,138,252</u> |
| Subtotal | 20,951,886 | 20,951,886 |
| <u>Rehabilitation Services, Department of (HB 1809 2024 RS); (HB 29 2025 1st ES)</u> | | |
| Fully Match all Available Federal Funds | 2,826,899 | 2,826,899 |
| Independent Living Program which Includes the State Attendant Care Program | <u>854,903</u> | <u>854,903</u> |
| Subtotal | 3,681,802 | 3,681,802 |
| <u>Education, Department of (HB 1823 2024 RS); (HB 42 2025 1st ES)</u> | | |
| Mississippi Eye Screening Program | 126,472 | 126,472 |
| <u>Institutions of Higher Learning (SB 3014 2024 RS); (SB 2009 2025 1st ES)</u> | | |
| University of Mississippi Medical Center - Consolidated | <u>2,380,431</u> | <u>2,380,431</u> |
| Total Appropriations | <u>\$ 101,949,377</u> | <u>\$ 101,699,377</u> |

* MS Health Care Alliance for the ST Elevated Myocardial Infarction Program (STEMI), Sepsis and the Stroke System of Care Plan.

Note: Pursuant to Article IV, Section 73 of the Mississippi Constitution, the Governor vetoed Section 3, line 36 of HB 19 of the 2025 First Extraordinary Session. This was an appropriation for Methodist Rehabilitation Center for \$1,960,000; due to the veto, this amount is not presented on the appropriation schedule.

TOBACCO CONTROL PROGRAM FUND

| <u>Program</u> | <u>FY 2025 Appropriations</u> | <u>FY 2026 Appropriations</u> |
|---|-----------------------------------|-----------------------------------|
| <u>Attorney General, Office of the (HB 1796 2024 RS); (HB 19 2025 1st ES)</u> | | |
| Alcohol and Tobacco Enforcement Unit | \$ 680,000 | \$ 680,000 |
| <u>Education, Department of (HB 1796 2024 RS); (HB 19 2025 1st ES)</u> | | |
| School Nurse Program | 3,060,000 | 3,060,000 |
| <u>IHL - UMMC (HB 1796 2024 RS); (HB 19 2025 1st ES)</u> | | |
| Cancer Institute | 4,250,000 | 4,250,000 |
| A Comprehensive Tobacco (ACT) Center | 595,000 | 595,000 |
| Subtotal | <u>4,845,000</u> | <u>4,845,000</u> |
| <u>Health, State Department of (HB 1796 2024 RS); (HB 19 2025 1st ES)</u> | | |
| Health Department Programs | 7,420,000 | 7,420,000 |
| Mississippi Qualified Health Center Grant Program | 3,400,000 | 3,400,000 |
| Mississippi Health Care Alliance* | 595,000 | 595,000 |
| Subtotal | <u>11,415,000</u> | <u>11,415,000</u> |
| Total Appropriations | <u>\$ 20,000,000</u> | <u>\$ 20,000,000</u> |

* MS Health Care Alliance for the ST Elevated Myocardial Infarction Program (STEMI), Sepsis and the Stroke System of Care Plan.

N O T E S