



STATE OF MISSISSIPPI
BUDGET BULLETIN
FISCAL YEAR 2027

**Appropriations Made By The Legislature For
Fiscal Year 2027 Compared With
Fiscal Year 2026 Appropriations**

Calculated Funds Available For Funding Fiscal Year 2027 Budget

Compiled May 7, 2026

**Joint Legislative Budget Committee
501 North West Street
Jackson, MS**

STATE OF MISSISSIPPI

JOINT LEGISLATIVE BUDGET COMMITTEE

Delbert Hosemann, Chairman
Lieutenant Governor, Senate

Jason White, Vice-Chairman
Speaker, House of Representatives

Dean Kirby
Senate President Pro Tempore

Manly Barton
House Speaker Pro Tempore

W. Briggs Hopson III
Chairman, Senate Appropriations Committee

John Read
Chairman, House Appropriations A Committee

Josh Harkins
Chairman, Senate Finance Committee

Trey Lamar
Chairman, House Ways and Means Committee

Nicole Boyd
Chairman, Senate Universities and Colleges Committee

Karl Oliver
Chairman, House Appropriations E Committee

Rod Hickman
Vice Chair, Senate Municipalities Committee

Clay Deweese
Chairman, House Appropriations C Committee

Daniel Sparks
Chairman, Senate Economic and Workforce
Development Committee

Bryant W. Clark
Vice Chair, House Rules Committee

STAFF

Lee Anne Robinson, Director
Steven McDevitt, Deputy Director

C O N T E N T S

State of Mississippi General Fund Budget Discussion 2

Chart - General Fund Revenues Estimated for Fiscal Year 2027 Budget..... 4

Chart - Regular General Fund Appropriations for Fiscal Year 2027 Budget 5

Chart - Funding Sources for Appropriations for Fiscal Year 2027 Budget 6

Schedule I - General Fund Appropriations - Fiscal Year 2027 Compared with Fiscal Year 2026..... 7

Schedule IA - State Support Appropriations - Fiscal Year 2027 Compared with Fiscal Year 2026 12

Schedule II - Special Fund Appropriations - Fiscal Year 2027 Compared with Fiscal Year 2026..... 18

Schedule IV - Total State Appropriations - Fiscal Year 2027 20

Schedule V - GF and SF - Additional and Deficits - Fiscal Year 2026..... 27

Fiscal Year 2027 Capital Expense Fund..... 28

Fiscal Year 2027 Education Enhancement Fund 32

Fiscal Year 2027 Health Care Expendable Fund 35

Fiscal Year 2027 Tobacco Control Fund 36

Fiscal Year 2027 Opioid Settlement Fund 37

STATE OF MISSISSIPPI GENERAL FUND BUDGET
FOR FISCAL YEAR 2027

The Joint Legislative Budget Committee believes that an explanation of the General Fund receipts anticipated and appropriations authorized for Fiscal Year 2027, as well as the ending balance anticipated on June 30, 2027 should be made in examining the schedules found in the Fiscal Year 2027 Appropriations Bulletin.

As will be noted from the statement on page three, it is estimated that there will be an unencumbered budget balance of \$13,618,106 in the State General Fund on June 30, 2027.

The Fiscal Year 2026 appropriated figures contained in this report are the amounts actually appropriated by the 2025 Legislature plus all additional and deficits appropriated by the 2026 Legislature.

Total current General Fund appropriations and reappropriations made by the 2026 Legislature for Fiscal Year 2027 amounted to \$7,372,845,882. The Legislature also appropriated or authorized \$24,648,047,375 from Special Fund sources and reappropriations, including Federal Funds, Capital Expense Funds, Coronavirus State Fiscal Recovery Funds and Lost Revenue Funds, Education Enhancement Funds, Gulf Coast Restoration Funds, Health Care Expendable Funds, Tobacco Control Funds and Opioid Settlement Funds for operation of all agencies and functions during Fiscal Year 2027. The Fiscal Year 2027 General Fund budget is \$230,490,090 or 3.23% more than the Fiscal Year 2026 appropriated budget.

The General Fund budget increases and decreases in the Fiscal Year 2027 appropriations and reappropriations are summarized below:

	<u>INCREASE OR DECREASE</u>
Public Education	\$ 129,872,550
Social Welfare	125,004,660
Hospitals and Hospital Schools	7,277,319
Conservation	5,736,163
Judiciary and Justice	3,837,532
Military, Police, and Vet Affairs	3,557,030
IHL- General Support	2,803,575
Fiscal Affairs	2,048,139
Community and Junior Colleges	(1,675,982)
Corrections	(3,895,891)
Net Other Increases & Decreases	<u>(44,075,005)</u>
 NET INCREASE	 <u>\$ 230,490,090</u>

In addition to the General Funds noted above, the Legislature appropriated \$1,853,959,566 from State Support Special Funds for Fiscal Year 2027.

GENERAL FUNDS AVAILABLE FOR FUNDING FISCAL YEAR 2027 BUDGET

Estimated General Fund Balance July 1, 2026 (Unencumbered)	\$	0
Estimated Reappropriation Lapse from FY 2026 (Encumbered)		<u>4,711,988</u>
TOTAL ESTIMATED GENERAL FUND BALANCE JULY 1, 2026	\$	4,711,988
Projected Revenue FY 2027		
Department of Revenue Collections	\$	7,243,800,000
Other than Department of Revenue Collections		<u>288,600,000</u>
TOTAL PROJECTED GENERAL FUND REVENUE FY 2027		7,532,400,000
Less: Two Percent (2%) Set-aside		<u>(150,648,000)</u>
TOTAL FUNDS AVAILABLE FY 2027	\$	7,386,463,988
Less: General Fund Appropriations, 2026 Regular Session	\$	(7,368,133,894)
General Fund Reappropriations from FY 2026		<u>(4,711,988)</u>
TOTAL APPROPRIATIONS, REAPPROPRIATIONS & TRANSFERS FY 2027		<u>(7,372,845,882)</u>
Estimated General Fund Budget Balance June 30, 2027 (Unencumbered)	\$	<u><u>13,618,106</u></u>

NOTE: Beginning and ending cash balances are subject to change based on actual revenue collections and actual lapses.

SCHEDULE I appearing in this report reflects the amount of General Funds appropriated to operate each General Fund agency or program during FY 2027 as compared to the funds appropriated for FY 2026.

SCHEDULE IA appearing in this report reflects the amount of State Support (General Funds plus State Support Special Funds) appropriated for General Fund agencies during FY 2027 as compared to State Support appropriated for FY 2026. Schedule IA includes additional and deficit appropriations for FY 2026 as authorized in the Regular Session of 2026 and approved by the Governor. The Governor line-item vetoed House Bill 1924 and Senate Bill 3071, 2026 Regular Session, which reduced the final State Support for FY 2027 by \$1.65 million of GCRF funds and \$1.55 million of Opioid Settlement funds. Therefore, these amounts are not reflected in this schedule.

SCHEDULE II appearing in this report reflects the amount of Special Funds appropriated or authorized for the operation of each Special Fund agency during FY 2027 as compared to the funds appropriated for FY 2026.

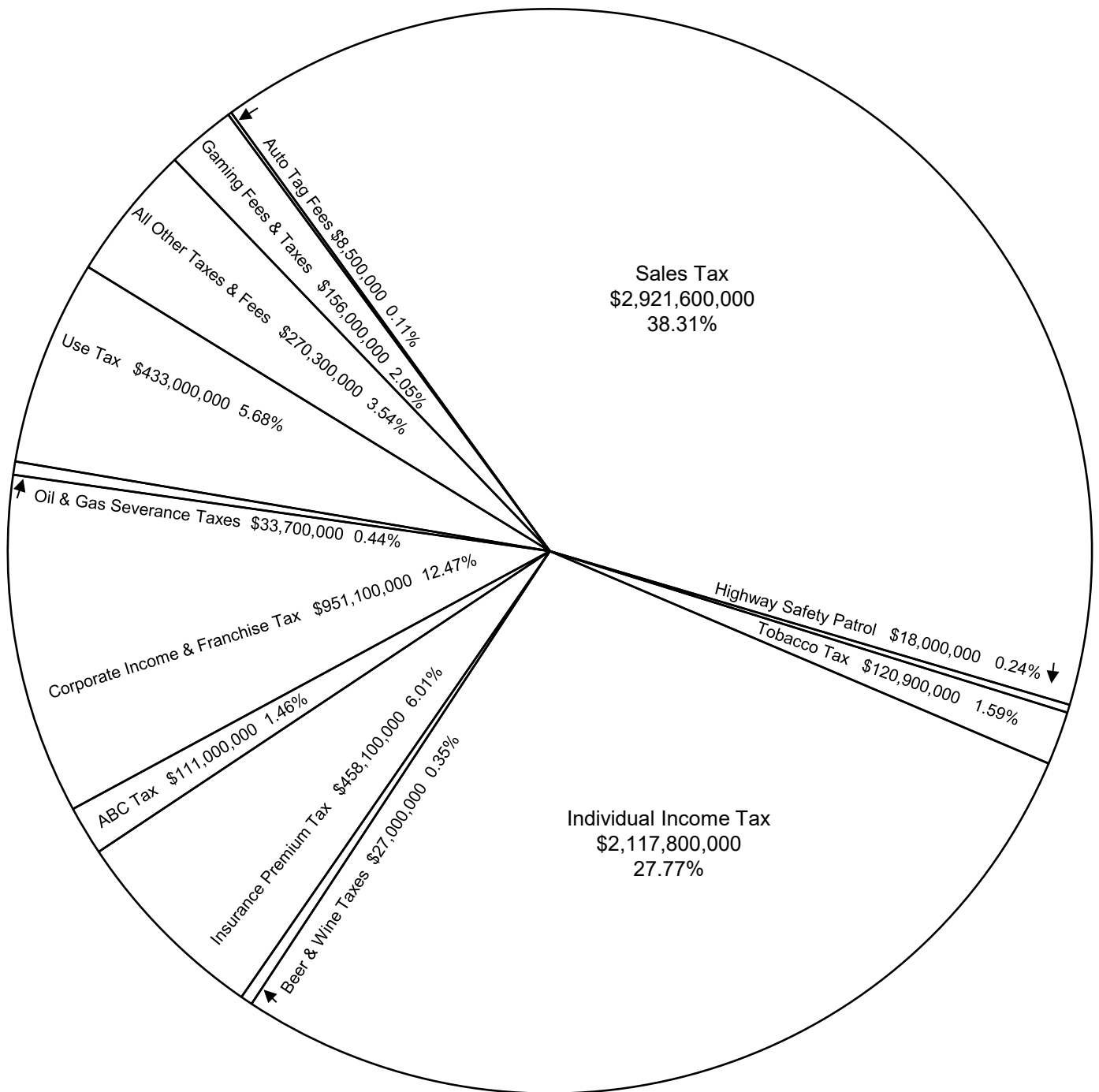
SCHEDULE IV appearing in this report reflects the amount of General Funds, State Support Special Funds, Federal Funds, and Other Special Funds appropriated for all agencies of state government for FY 2027 and approved by the Governor.

Submitted by:



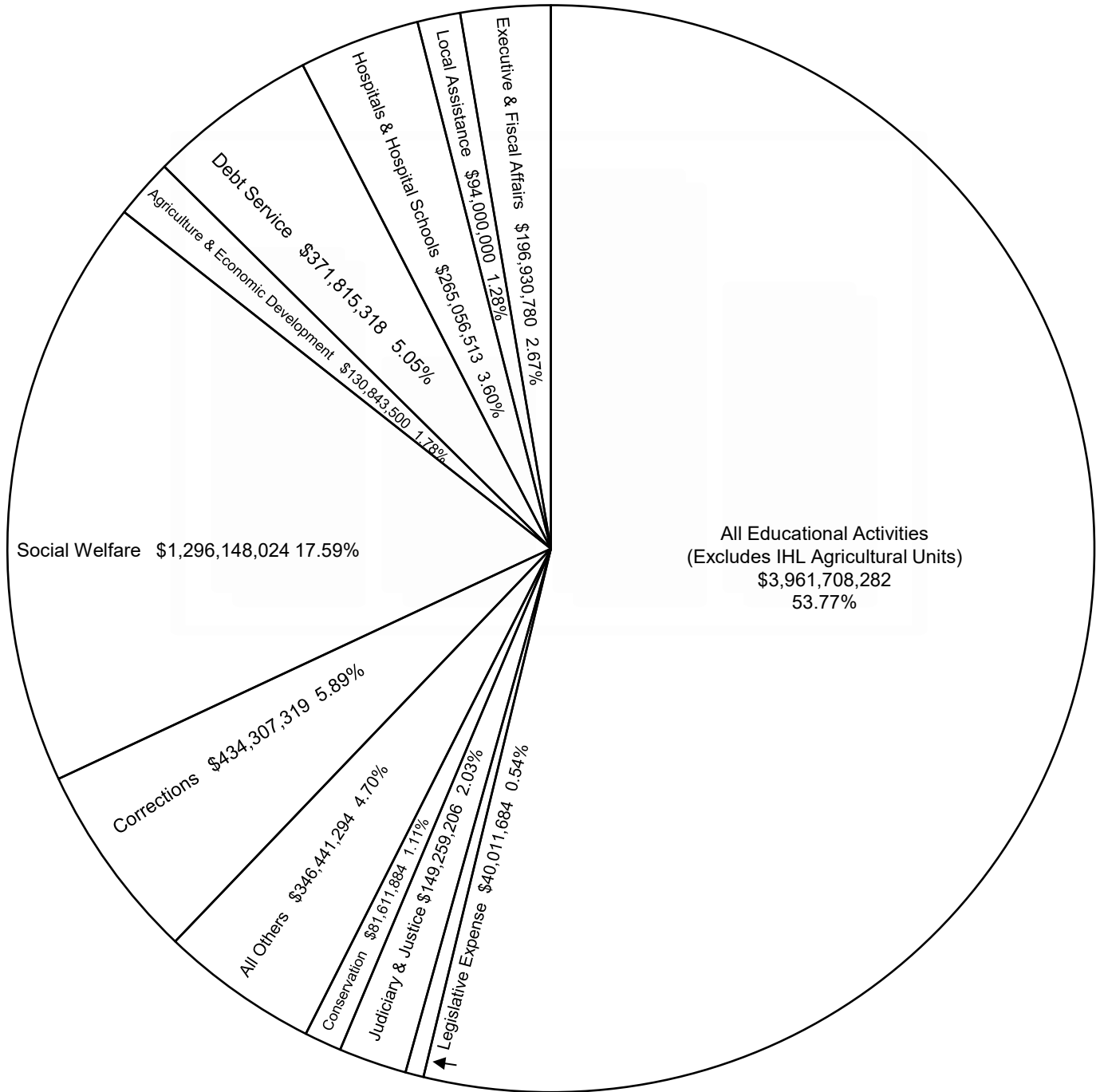
Lee Anne Robinson, Director
Legislative Budget Office

General Fund Revenues Estimated For Fiscal Year 2027 Budget



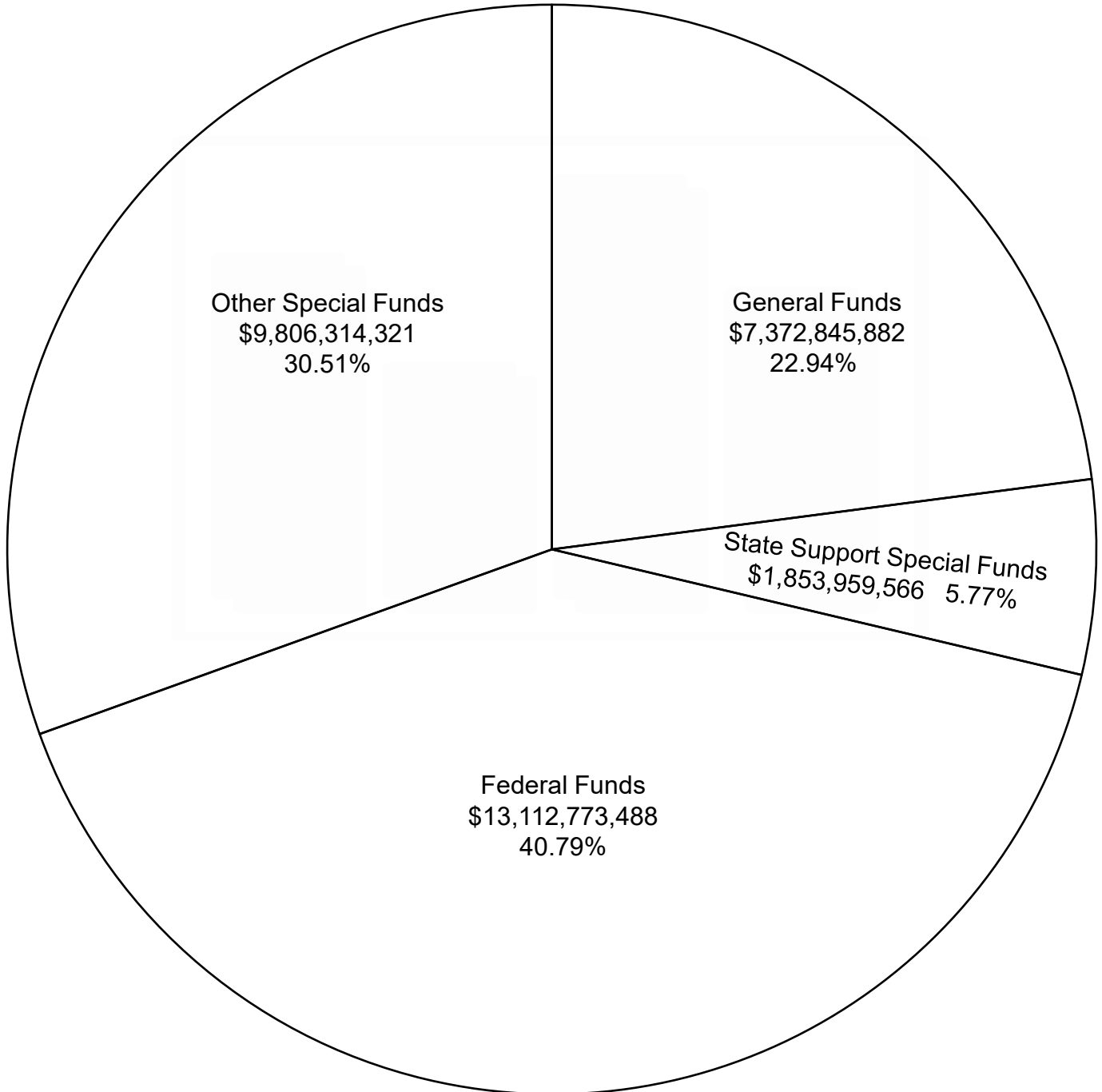
General Fund Revenue Estimate FY 2027 (Chart Total)	\$ 7,532,400,000
Plus: Estimated Beginning Cash and Reappropriations	4,711,988
Less: 2% of Projected FY 2027 Revenue	<u>(150,648,000)</u>
Total General Fund Allocated for FY 2027 Budget	<u>\$ 7,386,463,988</u>

Regular General Fund Appropriations For Fiscal Year 2027 Budget



Total Regular General Fund Appropriations (Chart Total)	\$ 7,368,133,894
General Fund Reappropriations from FY 2027	<u>4,711,988</u>
Total Regular General Fund Appropriations and Reappropriations	<u>\$ 7,372,845,882</u>

Funding Sources For Appropriations Fiscal Year 2027 Budget



General Funds	\$ 7,372,845,882
State Support Special Funds	1,853,959,566
Federal Funds	13,112,773,488
Other Special Funds	<u>9,806,314,321</u>
Total State Budget for Fiscal Year 2027	<u>\$ 32,145,893,257</u>

Schedule I
General Fund Appropriations
Fiscal Year 2027 Compared With Fiscal Year 2026

FY 2027 Bill No.	Agency Name	Appropriations FY 2026	Appropriations FY 2027	Increase or Decrease	Percent of Increase or Decrease	Percent of Total FY 2027 Appropriation
LEGISLATIVE						
H1928	Legislative Expense-Regular	26,617,704	26,248,983	-368,721	-1.39	
H1928	Legislative Expense-Monthly Allowance	3,893,237	4,188,971	295,734	7.60	
H1928	Legislative Budget Committee, Joint	5,778,110	5,803,724	25,614	0.44	
H1928	Legislative PEER Committee, Joint	2,982,504	2,998,500	15,996	0.54	
H1928	Legislative Reapportionment Com, Joint	333,941	266,780	-67,161	-20.11	
H1928	Energy Council, The	38,400	38,400	0	0.00	
H1928	Interstate Cooperation, Commission on	376,218	391,129	14,911	3.96	
H1928	Southern States Energy Board	29,077	29,077	0	0.00	
H1928	Uniform State Laws, Commission on	43,925	46,120	2,195	5.00	
	TOTAL LEGISLATIVE	40,093,116	40,011,684	-81,432	-0.20	0.54
JUDICIARY AND JUSTICE						
H1924	Attorney General, Office of the	33,892,028	33,974,056	82,028	0.24	
H1926	Capital Post-Conviction Counsel, Office of	1,996,447	2,100,968	104,521	5.24	
H1927	District Attorneys & Staff	33,590,882	35,938,126	2,347,244	6.99	
S3066	Judicial Performance, Commission on	887,141	1,018,805	131,664	14.84	
H1930	State Public Defender, Office of Supreme Court	4,491,135	4,678,350	187,215	4.17	
H1931	Supreme Court Services, Office of	7,653,926	6,684,374	-969,552	-12.67	
H1931	Administrative Office of Courts	18,121,454	17,790,761	-330,693	-1.82	
H1931	Court of Appeals	7,505,151	7,062,759	-442,392	-5.89	
H1931	Trial Judges	37,283,510	40,011,007	2,727,497	7.32	
	TOTAL JUDICIARY AND JUSTICE	145,421,674	149,259,206	3,837,532	2.64	2.03
EXECUTIVE AND ADMINISTRATIVE						
S3065	Ethics Commission	754,641	759,388	4,747	0.63	
S3052	Governor's Office-Support & Mansion	3,206,626	3,223,525	16,899	0.53	
S3098	Secretary of State	19,123,621	15,571,621	-3,552,000	-18.57	
	TOTAL EXECUTIVE AND ADMINISTRATIVE	23,084,888	19,554,534	-3,530,354	-15.29	0.27
FISCAL AFFAIRS						
S3087	Audit, Department of	8,149,947	8,149,947	0	0.00	
S3051	Finance & Administration, Department of	38,038,320	38,379,920	341,600	0.90	
S3051	Broadband Expan/Accessibility of MS, Ofc of	433,500	433,500	0	0.00	
S3051	Mississippi Home Corporation	1,810,227	1,810,227	0	0.00	
S3051	State Property Insurance	23,466,713	21,351,906	-2,114,807	-9.01	
S3051	Status of Women, Commission on the	44,125	44,125	0	0.00	
S3095	Information Technology Services, Department of	28,458,588	30,870,501	2,411,913	8.48	
S3095	Wireless Communication Commission	11,921,851	12,001,851	80,000	0.67	
S3097	Personnel Board, State	5,352,002	5,373,698	21,696	0.41	
S3090	Revenue, Department of	56,985,898	58,282,512	1,296,614	2.28	
S3068	Tax Appeals, Board of	666,936	678,059	11,123	1.67	
	TOTAL FISCAL AFFAIRS	175,328,107	177,376,246	2,048,139	1.17	2.41

Schedule I
General Fund Appropriations
Fiscal Year 2027 Compared With Fiscal Year 2026

FY 2027 Bill No.	Agency Name	Appropriations FY 2026	Appropriations FY 2027	Increase or Decrease	Percent of Increase or Decrease	Percent of Total FY 2027 Appropriation
PUBLIC EDUCATION						
Education, Department of						
H1935	General Education Programs	114,575,826	136,378,817	21,802,991	19.03	
H1935	Chickasaw Interest	19,535,843	21,623,074	2,087,231	10.68	
H1935	Student Funding Formula	2,706,830,239	2,806,586,486	99,756,247	3.69	
H1935	Vocational & Technical Education	86,569,006	92,478,543	5,909,537	6.83	
H1936	Educational Television Authority	4,713,545	4,713,259	-286	-0.01	
H1937	Library Commission	11,160,252	11,477,082	316,830	2.84	
	TOTAL PUBLIC EDUCATION	2,943,384,711	3,073,257,261	129,872,550	4.41	41.71
HIGHER EDUCATION						
Institutions of Higher Learning						
S3053	Universities-General Support-Cons	376,601,126	379,154,701	2,553,575	0.68	
S3054	Universities-Subsidiary Programs-Cons	39,664,808	39,927,392	262,584	0.66	
S3060	Student Financial Aid, Office of	47,255,243	47,261,364	6,121	0.01	
S3061	University of Mississippi Medical Ctr-Cons	189,281,253	190,004,192	722,939	0.38	
Community & Junior Colleges						
S3062	Board	6,125,844	5,815,481	-310,363	-5.07	
S3063	Support	227,653,510	226,287,891	-1,365,619	-0.60	
	TOTAL HIGHER EDUCATION	886,581,784	888,451,021	1,869,237	0.21	12.06
PUBLIC HEALTH						
H1908	Health, State Department of	61,003,348	61,633,807	630,459	1.03	
H1908	Local Governments & Rural Water	8,300,000	8,300,000	0	0.00	
H1908	Mississippi Medical Cannabis	7,787,845	7,787,845	0	0.00	
	TOTAL PUBLIC HEALTH	77,091,193	77,721,652	630,459	0.82	1.05
HOSPITALS AND HOSPITAL SCHOOLS						
S3072	Mental Health, Department of-Cons	257,779,194	265,056,513	7,277,319	2.82	
	TOTAL HOSPITALS AND HOSPITAL SCHOOLS	257,779,194	265,056,513	7,277,319	2.82	3.60
AGRICULTURE AND ECONOMIC DEV						
AGRICULTURE AND COMMERCE UNITS						
S3091	Agriculture & Commerce, Department of	9,588,715	9,760,618	171,903	1.79	
S3092	County Livestock Shows	266,540	266,540	0	0.00	
S3093	Animal Health, Board of	1,913,967	1,968,554	54,587	2.85	
	TOTAL AGRICULTURE AND COMMERCE UNITS	11,769,222	11,995,712	226,490	1.92	0.16
IHL - AGRICULTURAL UNITS						
Institutions of Higher Learning-Agricultural Prgs						
S3055	ASU-Agric Research, Ext & Land-Grant Prgs	7,887,984	8,161,869	273,885	3.47	
S3056	MSU-Agric & Forestry Experiment Station	24,543,567	25,686,902	1,143,335	4.66	
S3057	MSU-Cooperative Extension Service	33,373,050	34,365,575	992,525	2.97	

Schedule I
General Fund Appropriations
Fiscal Year 2027 Compared With Fiscal Year 2026

FY 2027 Bill No.	Agency Name	Appropriations FY 2026	Appropriations FY 2027	Increase or Decrease	Percent of Increase or Decrease	Percent of Total FY 2027 Appropriation
S3058	MSU-Forest & Wildlife Research Center	6,262,007	6,482,062	220,055	3.51	
S3059	MSU-Veterinary Medicine, College of	20,566,652	21,366,792	800,140	3.89	
	TOTAL IHL - AGRICULTURAL UNITS	92,633,260	96,063,200	3,429,940	3.70	1.30
	ECON AND COMMERCE DEV UNITS					
S3070	Mississippi Development Authority	22,743,323	22,530,799	-212,524	-0.93	
S3070	Tennessee-Tombigbee Waterway Dev Auth	252,069	253,789	1,720	0.68	
	TOTAL ECON AND COMMERCE DEV UNITS	22,995,392	22,784,588	-210,804	-0.92	0.31
	TOTAL AGRICULTURE AND ECONOMIC DEV	127,397,874	130,843,500	3,445,626	2.70	1.78
	CONSERVATION					
H1889	Archives & History, Department of	13,059,583	13,346,758	287,175	2.20	
H1889	Statewide Oral History Project	50,000	50,000	0	0.00	
H1891	Environmental Quality, Department of	20,747,286	21,417,453	670,167	3.23	
H1893	Forestry Commission	17,751,623	17,979,969	228,346	1.29	
H1894	Grand Gulf Military Monument Commission	361,546	363,555	2,009	0.56	
H1896	Marine Resources, Department of	3,731,912	3,710,653	-21,259	-0.57	
H1897	Oil & Gas Board (See IA)	0	2,200,000	2,200,000	100.00	
H1902	Soil & Water Conservation Commission	566,583	689,982	123,399	21.78	
H1904	Wildlife, Fisheries & Parks, Dept of-Cons	19,607,188	21,853,514	2,246,326	11.46	
	TOTAL CONSERVATION	75,875,721	81,611,884	5,736,163	7.56	1.11
	INSURANCE					
H1911	Insurance, Department of	13,553,624	13,610,726	57,102	0.42	
H1910	State Fire Academy	7,084,650	7,847,433	762,783	10.77	
	TOTAL INSURANCE	20,638,274	21,458,159	819,885	3.97	0.29
	CORRECTIONS					
	Corrections, Department of					
S3088	Central Office	28,070,824	27,621,005	-449,819	-1.60	
S3088	Central Mississippi Correctional	37,014,481	36,475,220	-539,261	-1.46	
S3088	Community Corrections	27,493,893	25,915,205	-1,578,688	-5.74	
S3088	Delta Correctional Facility	7,434,264	7,710,182	275,918	3.71	
S3088	Marshall County Correctional Facility	9,060,720	9,035,699	-25,021	-0.28	
S3088	Medical Services	121,647,214	121,648,556	1,342	0.00	
S3088	Parchman	36,613,206	36,126,408	-486,798	-1.33	
S3088	Parole Board	759,228	712,253	-46,975	-6.19	
S3088	Private Prisons	69,464,004	69,458,349	-5,655	-0.01	
S3088	Regional Facilities	54,806,825	54,806,825	0	0.00	
S3088	Reimbursement-Local Confinement	10,064,537	10,064,537	0	0.00	
S3088	South Mississippi Correctional	25,805,505	25,176,577	-628,928	-2.44	
S3088	Walnut Grove Correctional Facility	9,968,509	9,556,503	-412,006	-4.13	
	TOTAL CORRECTIONS	438,203,210	434,307,319	-3,895,891	-0.89	5.89

Schedule I
General Fund Appropriations
Fiscal Year 2027 Compared With Fiscal Year 2026

FY 2027 Bill No.	Agency Name	Appropriations FY 2026	Appropriations FY 2027	Increase or Decrease	Percent of Increase or Decrease	Percent of Total FY 2027 Appropriation
SOCIAL WELFARE						
H1912	Governor's Office-Medicaid, Division of	906,639,774	1,026,866,812	120,227,038	13.26	
H1906	Child Protection Services, Department of	137,868,953	140,814,395	2,945,442	2.14	
H1909	Human Services, Department of-Cons	92,949,992	94,690,585	1,740,593	1.87	
H1921	Rehabilitation Services, Department of-Cons	33,684,645	33,776,232	91,587	0.27	
	TOTAL SOCIAL WELFARE	1,171,143,364	1,296,148,024	125,004,660	10.67	17.59
MILITARY, POLICE AND VETS AFFAIRS						
S3089	Emergency Management Agency, Mississippi	5,897,422	5,809,955	-87,467	-1.48	
S3089	Disaster Relief-Cons	585,056	585,056	0	0.00	
S3096	Military Department-Cons	9,546,428	13,969,082	4,422,654	46.33	
S3067	Public Safety, Department of-Cons	168,604,209	167,789,465	-814,744	-0.48	
S3101	Veterans Affairs Board, State	5,674,437	5,711,024	36,587	0.64	
S3101	State Veterans Home System	6,357,359	6,357,359	0	0.00	
	TOTAL MILITARY, POLICE AND VETS AFFAIRS	196,664,911	200,221,941	3,557,030	1.81	2.72
LOCAL ASSISTANCE						
Revenue, Department of						
S3090	Homestead Exemption Reimbursement	94,000,000	94,000,000	0	0.00	
	TOTAL LOCAL ASSISTANCE	94,000,000	94,000,000	0	0.00	1.28
MISCELLANEOUS						
H1934	Arts Commission	1,616,176	1,625,312	9,136	0.57	
S3064	Employment Security, MS Department of	1,800,000	1,800,000	0	0.00	
S3064	Workforce Development, Office of	20,517,897	20,538,015	20,118	0.10	
S3094	Gaming Commission	9,586,041	9,512,053	-73,988	-0.77	
H1900	Public Service Commission	5,050,924	4,868,513	-182,411	-3.61	
H1901	Public Utilities Staff	2,566,599	2,476,315	-90,284	-3.52	
S3069	Workers' Compensation Commission	6,164,999	6,219,424	54,425	0.88	
	TOTAL MISCELLANEOUS	47,302,636	47,039,632	-263,004	-0.56	0.64
DEBT SERVICE						
Treasurer's Office, State						
S3100	Bank Service Charge	500,000	500,000	0	0.00	
S3100	Bonds & Interest Payment	421,865,135	371,315,318	-50,549,817	-11.98	
	TOTAL DEBT SERVICE	422,365,135	371,815,318	-50,549,817	-11.97	5.05
	TOTAL GENERAL FD APPROP (RECURRING)	7,142,355,792	7,368,133,894	225,778,102	3.16	100.00
REAPPROPRIATIONS FROM FY 2026						
S3053	IHL-GS-TK Martin Ctr IDEA Early Intervention	0	50,000	50,000	100.00	
S3053	IHL-GS-USM DuBard School	0	200,000	200,000	100.00	
H1928	Legislative Budget Committee, Joint (GF/CEF)	0	500,000	500,000	100.00	
H1928	Legislative Expense-Regular-House Contingency	0	500,000	500,000	100.00	

**Schedule I
General Fund Appropriations
Fiscal Year 2027 Compared With Fiscal Year 2026**

FY 2027 Bill No.	Agency Name	Appropriations FY 2026	Appropriations FY 2027	Increase or Decrease	Percent of Increase or Decrease	Percent of Total FY 2027 Appropriation
H1928	Legislative Expense-Regular-Joint Operations	0	500,000	500,000	100.00	
H1928	Legislative Expense-Regular-Senate Contingency	0	500,000	500,000	100.00	
H1928	Legislative PEER Committee, Joint (GF/CEF)	0	100,000	100,000	100.00	
H1928	Legislative-Reapportionment Committee, Joint	0	175,000	175,000	100.00	
S3098	Secretary of State-Systems Updates & Upgrades	0	2,186,988	2,186,988	100.00	
	TOTAL REAPPROPRIATIONS FROM FY 2026	0	4,711,988	4,711,988	100.00	
	TOTAL GENERAL FD APPROP & REAPPROPS	7,142,355,792	7,372,845,882	230,490,090	3.23	

**Schedule IA
State Support Appropriations
Fiscal Year 2027 Compared With Fiscal Year 2026**

FY 2027 Bill No.	Agency Name	Appropriations FY 2026	Appropriations FY 2027	Increase or Decrease	Percent of Increase or Decrease	Percent of Total FY 2027 Appropriation
LEGISLATIVE						
H1928	Legislative Expense-Regular	26,617,704	26,498,983	-118,721	-0.45	
H1928	Legislative Expense-Monthly Allowance	3,893,237	4,188,971	295,734	7.60	
H1928	Legislative Budget Committee, Joint	10,978,966	6,003,724	-4,975,242	-45.32	
H1928	Legislative PEER Committee, Joint	3,782,504	3,398,500	-384,004	-10.15	
H1928	Legislative Reapportionment Com, Joint	333,941	386,780	52,839	15.82	
H1928	Energy Council, The	38,400	38,400	0	0.00	
H1928	Interstate Cooperation, Commission on	376,218	391,129	14,911	3.96	
H1928	Southern States Energy Board	29,077	29,077	0	0.00	
H1928	Uniform State Laws, Commission on	43,925	46,120	2,195	5.00	
	TOTAL LEGISLATIVE	46,093,972	40,981,684	-5,112,288	-11.09	0.49
JUDICIARY AND JUSTICE						
H1924	Attorney General, Office of the Judgments & Settlements	35,392,028 4,982,622	66,648,673 0	31,256,645 -4,982,622	88.32 -100.00	
H1926	Capital Post-Conviction Counsel, Office of	1,996,447	2,100,968	104,521	5.24	
H1927	District Attorneys & Staff State Case Backlog	33,590,882 104,113	35,938,126 0	2,347,244 -104,113	6.99 -100.00	
S3066	Judicial Performance, Commission on	887,141	1,018,805	131,664	14.84	
H1930	State Public Defender, Office of Supreme Court	5,262,705	5,407,027	144,322	2.74	
H1931	Supreme Court Services, Office of	7,653,926	6,684,374	-969,552	-12.67	
H1931	Administrative Office of Courts Eligible Expenditures	19,297,607 308,613	28,540,761 0	9,243,154 -308,613	47.90 -100.00	
H1931	Court of Appeals	7,505,151	7,062,759	-442,392	-5.89	
H1931	Trial Judges	37,283,510	40,011,007	2,727,497	7.32	
	TOTAL JUDICIARY AND JUSTICE	154,264,745	193,412,500	39,147,755	25.38	2.29
EXECUTIVE AND ADMINISTRATIVE						
S3065	Ethics Commission	754,641	759,388	4,747	0.63	
S3052	Governor's Office-Support & Mansion	3,206,626	3,223,525	16,899	0.53	
S3098	Secretary of State	19,331,621	15,571,621	-3,760,000	-19.45	
	TOTAL EXECUTIVE AND ADMINISTRATIVE	23,292,888	19,554,534	-3,738,354	-16.05	0.23
FISCAL AFFAIRS						
S3087	Audit, Department of	8,149,947	8,149,947	0	0.00	
S3051	Finance & Administration, Department of	66,813,799	43,379,920	-23,433,879	-35.07	
S3051	Broadband Expan/Accessibility of MS, Ofc of	433,500	433,500	0	0.00	
S3051	Mississippi Home Corporation	1,810,227	1,810,227	0	0.00	
S3051	State Property Insurance	23,466,713	21,351,906	-2,114,807	-9.01	
S3051	Status of Women, Commission on the Independent K-12 School Grant Program	44,125 1,002,400	44,125 0	0 -1,002,400	0.00 -100.00	
	Independent Colleges & Universities	5,638,032	0	-5,638,032	-100.00	
	Tourism-Destination Marketing Organizations	395,913	0	-395,913	-100.00	
S3095	Information Technology Services, Department of	29,257,443	37,070,501	7,813,058	26.70	
S3095	Wireless Communication Commission	11,921,851	12,501,851	580,000	4.87	
S3097	Personnel Board, State	5,352,002	5,537,698	185,696	3.47	
S3090	Revenue, Department of	58,965,533	58,492,512	-473,021	-0.80	
S3068	Tax Appeals, Board of	666,936	678,059	11,123	1.67	
	TOTAL FISCAL AFFAIRS	213,918,421	189,450,246	-24,468,175	-11.44	2.25

**Schedule IA
State Support Appropriations
Fiscal Year 2027 Compared With Fiscal Year 2026**

FY 2027 Bill No.	Agency Name	Appropriations FY 2026	Appropriations FY 2027	Increase or Decrease	Percent of Increase or Decrease	Percent of Total FY 2027 Appropriation
PUBLIC EDUCATION						
Education, Department of						
H1935	General Education Programs	248,571,607	262,289,670	13,718,063	5.52	
H1935	Chickasaw Interest	19,535,843	21,623,074	2,087,231	10.68	
H1935	Student Funding Formula	2,974,855,801	3,074,612,048	99,756,247	3.35	
H1935	Vocational & Technical Education	93,206,264	99,115,801	5,909,537	6.34	
H1936	Educational Television Authority	9,041,623	7,432,225	-1,609,398	-17.80	
H1937	Library Commission	12,004,099	12,320,929	316,830	2.64	
	TOTAL PUBLIC EDUCATION	3,357,215,237	3,477,393,747	120,178,510	3.58	41.21
HIGHER EDUCATION						
Institutions of Higher Learning						
S3053	Universities-General Support-Cons	487,185,659	507,941,619	20,755,960	4.26	
S3054	Universities-Subsidiary Programs-Cons	40,495,550	40,758,134	262,584	0.65	
S3060	Student Financial Aid, Office of	50,505,243	55,361,364	4,856,121	9.62	
S3103	Nurse Loan Repayment	3,271,842	0	-3,271,842	-100.00	
S3061	University of Mississippi Medical Ctr-Cons	233,932,847	212,779,557	-21,153,290	-9.04	
	Teaching Hosp-Psychiatric Adol Fac R&R	1,431,482	0	-1,431,482	-100.00	
Community & Junior Colleges						
S3062	Board	6,931,844	24,171,481	17,239,637	248.70	
S3063	Support	292,439,296	318,043,411	25,604,115	8.76	
	TOTAL HIGHER EDUCATION	1,116,193,763	1,159,055,566	42,861,803	3.84	13.74
PUBLIC HEALTH						
H1908	Health, State Department of	101,013,164	97,523,355	-3,489,809	-3.45	
H1908	Local Governments & Rural Water	8,300,000	8,300,000	0	0.00	
H1908	Mississippi Medical Cannabis	7,787,845	7,787,845	0	0.00	
	ARPA Rural Water Associations Infra Gr Prg	209,291,754	0	-209,291,754	-100.00	
	Local Provider Innovation Grant Program	12,378,135	0	-12,378,135	-100.00	
	TOTAL PUBLIC HEALTH	338,770,898	113,611,200	-225,159,698	-66.46	1.35
HOSPITALS AND HOSPITAL SCHOOLS						
S3072	Mental Health, Department of-Cons	278,731,080	298,503,399	19,772,319	7.09	
	Behavioral & Mental Health Needs	25,611,497	0	-25,611,497	-100.00	
	Children & Youth Service Facilities	19,599,513	0	-19,599,513	-100.00	
	TOTAL HOSPITALS AND HOSPITAL SCHOOLS	323,942,090	298,503,399	-25,438,691	-7.85	3.54
AGRICULTURE AND ECONOMIC DEV						
AGRICULTURE AND COMMERCE UNITS						
S3091	Agriculture & Commerce, Department of	11,809,715	10,405,618	-1,404,097	-11.89	
S3092	County Livestock Shows	266,540	266,540	0	0.00	
S3093	Animal Health, Board of	1,913,967	1,968,554	54,587	2.85	
	TOTAL AGRICULTURE AND COMMERCE UNITS	13,990,222	12,640,712	-1,349,510	-9.65	0.15
IHL - AGRICULTURAL UNITS						
Institutions of Higher Learning-Agricultural Prgs						
S3055	ASU-Agric Research, Ext & Land-Grant Prgs	8,222,984	8,598,509	375,525	4.57	
S3056	MSU-Agric & Forestry Experiment Station	25,893,567	27,402,806	1,509,239	5.83	
S3057	MSU-Cooperative Extension Service	34,623,050	35,756,970	1,133,920	3.28	

**Schedule IA
State Support Appropriations
Fiscal Year 2027 Compared With Fiscal Year 2026**

FY 2027 Bill No.	Agency Name	Appropriations FY 2026	Appropriations FY 2027	Increase or Decrease	Percent of Increase or Decrease	Percent of Total FY 2027 Appropriation
S3058	MSU-Forest & Wildlife Research Center	7,673,275	7,043,866	-629,409	-8.20	
S3059	MSU-Veterinary Medicine, College of	21,316,652	22,419,171	1,102,519	5.17	
	TOTAL IHL - AGRICULTURAL UNITS	97,729,528	101,221,322	3,491,794	3.57	1.20
	ECON AND COMMERCE DEV UNITS					
S3070	Mississippi Development Authority	24,179,113	22,530,799	-1,648,314	-6.82	
S3071	Gulf Coast Restoration Funds	114,538,154	39,442,000	-75,096,154	-65.56	
S3070	Tennessee-Tombigbee Waterway Dev Auth	252,069	253,789	1,720	0.68	
	TOTAL ECON AND COMMERCE DEV UNITS	138,969,336	62,226,588	-76,742,748	-55.22	0.74
	TOTAL AGRICULTURE AND ECONOMIC DEV	250,689,086	176,088,622	-74,600,464	-29.76	2.09
	CONSERVATION					
H1889	Archives & History, Department of	32,163,026	13,763,758	-18,399,268	-57.21	
H1889	Statewide Oral History Project	50,000	50,000	0	0.00	
H1891	Environmental Quality, Department of Municipality & Cnty Water Infra Grant Prg	20,997,286 276,971,646	21,417,453 0	420,167 -276,971,646	2.00 -100.00	
H1893	Forestry Commission	17,751,623	17,979,969	228,346	1.29	
H1894	Grand Gulf Military Monument Commission	738,036	793,555	55,519	7.52	
H1896	Marine Resources, Department of	3,731,912	3,710,653	-21,259	-0.57	
H1897	Oil & Gas Board (See I)	2,300,000	4,200,000	1,900,000	82.61	
H1899	Pearl River Valley Water Supply District	743,965	200,000	-543,965	-73.12	
H1902	Soil & Water Conservation Commission	566,583	739,982	173,399	30.60	
H1904	Wildlife, Fisheries & Parks, Dept of-Cons	22,067,287	27,028,849	4,961,562	22.48	
	TOTAL CONSERVATION	378,081,364	89,884,219	-288,197,145	-76.23	1.07
	INSURANCE					
H1911	Insurance, Department of	13,553,624	13,635,726	82,102	0.61	
H1910	State Fire Academy	9,159,650	8,327,433	-832,217	-9.09	
	TOTAL INSURANCE	22,713,274	21,963,159	-750,115	-3.30	0.26
	CORRECTIONS					
	Corrections, Department of					
S3088	Central Office	42,070,824	27,621,005	-14,449,819	-34.35	
S3088	Central Mississippi Correctional	37,014,481	36,475,220	-539,261	-1.46	
S3088	Community Corrections	27,493,893	25,915,205	-1,578,688	-5.74	
S3088	Delta Correctional Facility	7,434,264	7,710,182	275,918	3.71	
S3088	Marshall County Correctional Facility	9,060,720	9,035,699	-25,021	-0.28	
S3088	Medical Services	121,647,214	121,648,556	1,342	0.00	
S3088	Parchman	36,613,206	36,126,408	-486,798	-1.33	
S3088	Parole Board	759,228	712,253	-46,975	-6.19	
S3088	Private Prisons	69,464,004	69,458,349	-5,655	-0.01	
S3088	Regional Facilities	54,806,825	54,806,825	0	0.00	
S3088	Reimbursement-Local Confinement	10,064,537	10,064,537	0	0.00	
S3088	South Mississippi Correctional	25,805,505	25,176,577	-628,928	-2.44	
S3088	Walnut Grove Correctional Facility	9,968,509	9,556,503	-412,006	-4.13	
	TOTAL CORRECTIONS	452,203,210	434,307,319	-17,895,891	-3.96	5.15
	SOCIAL WELFARE					
H1912	Governor's Office-Medicaid, Division of	1,004,869,777	1,170,096,815	165,227,038	16.44	
H1906	Child Protection Services, Department of	194,629,131	145,043,395	-49,585,736	-25.48	

**Schedule IA
State Support Appropriations
Fiscal Year 2027 Compared With Fiscal Year 2026**

FY 2027 Bill No.	Agency Name	Appropriations FY 2026	Appropriations FY 2027	Increase or Decrease	Percent of Increase or Decrease	Percent of Total FY 2027 Appropriation
H1909	Human Services, Department of-Cons	152,881,138	103,290,585	-49,590,553	-32.44	
H1921	Rehabilitation Services, Department of-Cons	37,366,447	37,458,034	91,587	0.25	
	TOTAL SOCIAL WELFARE	1,389,746,493	1,455,888,829	66,142,336	4.76	17.25
	MILITARY, POLICE AND VETS AFFAIRS					
S3089	Emergency Management Agency, Mississippi	9,886,281	5,809,955	-4,076,326	-41.23	
S3089	Disaster Relief-Cons	585,056	585,056	0	0.00	
S3096	Military Department-Cons	26,557,107	20,419,082	-6,138,025	-23.11	
S3067	Public Safety, Department of-Cons	186,702,710	170,847,465	-15,855,245	-8.49	
S3101	Veterans Affairs Board, State	6,049,437	9,211,024	3,161,587	52.26	
S3101	State Veterans Home System	13,035,744	6,357,359	-6,678,385	-51.23	
	TOTAL MILITARY, POLICE AND VETS AFFAIRS	242,816,335	213,229,941	-29,586,394	-12.18	2.53
	LOCAL ASSISTANCE					
	Revenue, Department of					
S3090	Homestead Exemption Reimbursement	94,000,000	94,000,000	0	0.00	
	TOTAL LOCAL ASSISTANCE	94,000,000	94,000,000	0	0.00	1.11
	MISCELLANEOUS					
H1934	Arts Commission	9,980,633	6,665,312	-3,315,321	-33.22	
S3064	Employment Security, MS Department of	1,800,000	1,800,000	0	0.00	
S3064	Workforce Development, Office of	45,623,883	21,938,015	-23,685,868	-51.92	
S3094	Gaming Commission	9,586,041	9,512,053	-73,988	-0.77	
H1929	Public Employees' Retirement System (See II)	200,000	0	-200,000	-100.00	
H1900	Public Service Commission	5,050,924	4,868,513	-182,411	-3.61	
H1901	Public Utilities Staff	2,566,599	2,476,315	-90,284	-3.52	
	Transportation, MS Dept of-Surface Trans Prjs	42,057,938	0	-42,057,938	-100.00	
S3069	Workers' Compensation Commission	6,164,999	6,219,424	54,425	0.88	
	TOTAL MISCELLANEOUS	123,031,017	53,479,632	-69,551,385	-56.53	0.63
	DEBT SERVICE					
	Treasurer's Office, State					
S3100	Bank Service Charge	500,000	500,000	0	0.00	
S3100	Bonds & Interest Payment	421,865,135	371,315,318	-50,549,817	-11.98	
	TOTAL DEBT SERVICE	422,365,135	371,815,318	-50,549,817	-11.97	4.41
	TOTAL GENERAL FD APPROP (RECURRING)	8,949,337,928	8,402,619,915	-546,718,013	-6.11	99.59
	GENERAL FD APPROP (NON-RECURRING)					
S3051	BOB-Capital Projects	49,041,307	35,000,000	-14,041,307	-28.63	
	BOB-Eligible Prjs-St Ags/Institutions/JUCO	109,571,355	0	-109,571,355	-100.00	
	TOTAL GENERAL FD APPROP (NON-RECURRING)	158,612,662	35,000,000	-123,612,662	-77.93	0.41
	TOTAL STATE SUPPORT APPROP	9,107,950,590	8,437,619,915	-670,330,675	-7.36	100.00
	REAPPROPRIATIONS FROM FY 2026					
S3091	Agric & Comm-Kirk Fordice Equine Center (CEF)	0	233,556	233,556	100.00	
S3091	Agric & Comm-MS Fairgrounds Rprs & Maint (CEF)	0	50,000	50,000	100.00	
H1889	Archives & History-Construction R&R Prjs (CEF)	0	13,740,704	13,740,704	100.00	
H1889	Archives & History-Vicksburg Mil Pk Interp (CEF)	0	3,597,436	3,597,436	100.00	
H1934	Arts Comm-Building Fund for Arts Initiative (CEF)	0	3,800,000	3,800,000	100.00	

**Schedule IA
State Support Appropriations
Fiscal Year 2027 Compared With Fiscal Year 2026**

FY 2027 Bill No.	Agency Name	Appropriations FY 2026	Appropriations FY 2027	Increase or Decrease	Percent of Increase or Decrease	Percent of Total FY 2027 Appropriation
S3103	Child Protection Svcs-COVID-19 Opnl Exp (CSFRF)	0	3,000,000	3,000,000	100.00	
H1906	Child Protection Svcs-IT System Developments (CEF)	0	2,500,000	2,500,000	100.00	
S3062	Community Coll Bd-Reimb of HS Equiv Tests (EEF)	0	375,000	375,000	100.00	
S3088	Corrections-Offender Tracking System (CEF)	0	8,606,679	8,606,679	100.00	
S3103	District Attys & Staff-State Case Backlog (CSFRF)	0	37,418	37,418	100.00	
H1935	Education-GE-Early Learning Collaboratives (EEF)	0	20,935,632	20,935,632	100.00	
H1935	Education-GE-Instructional Materials (EEF)	0	6,079,481	6,079,481	100.00	
H1935	Education-GE-Other Early Learning Prgs (EEF)	0	13,445,002	13,445,002	100.00	
H1936	Educ Television Auth-Digital Cont/MS Hist (EEF)	0	522,968	522,968	100.00	
S3103	Employment Security-Workforce Dev Ofc (CSFRF)	0	16,122,511	16,122,511	100.00	
S3064	Employment Sec-WD Ofc-Save the Children (CEF)	0	75,000	75,000	100.00	
S3103	Environmental Quality-MCWI Grant Prg (CSFRF)	0	181,000,000	181,000,000	100.00	
H1933	Fin & Admin-BOB-ASU Water Treatment Fac (CEF)	0	241,974	241,974	100.00	
H1933	Fin & Admin-BOB-Capital Prjs (Fund 64933) (CEF)	0	304,288	304,288	100.00	
H1933	Fin & Admin-BOB-Capital Prjs (Fund 64935) (CEF)	0	340,222	340,222	100.00	
H1933	Fin & Admin-BOB-Capital Prjs (Fund 64936) (CEF)	0	9,067,871	9,067,871	100.00	
H1933	Fin & Admin-BOB-Capital Prjs (Fund 64943) (CEF)	0	324,138	324,138	100.00	
H1933	Fin & Admin-BOB-Capital Prjs (Fund 64945) (CEF)	0	1,911,936	1,911,936	100.00	
H1933	Fin & Admin-BOB-Capital Prjs (Fund 64946) (CEF)	0	6,955,144	6,955,144	100.00	
H1933	Fin & Admin-BOB-Capital Prjs (Fund 64947)(CEF)	0	2,577,442	2,577,442	100.00	
H1933	Fin & Admin-BOB-DPS-MLEOTA (CEF)	0	16,817	16,817	100.00	
H1933	Fin & Admin-BOB-DPS-New Headquarters (CEF)	0	8,253,553	8,253,553	100.00	
H1933	Fin & Admin-BOB-Elig Prjs-Ags/Inst/JUCO (CSFRF)	0	34,587,822	34,587,822	100.00	
S3051	Fin & Admin-Elig Admin/Reporting Exp (CSFRF)	0	12,187,789	12,187,789	100.00	
S3103	Fin & Admin-Indep Colleges/Univ (MAICU)	0	2,107,146	2,107,146	100.00	
S3103	Fin & Admin-Indep Sch Infra Grant Prg (CSFRF)	0	799,804	799,804	100.00	
S3051	Fin & Admin-MS Semiquincentennial Comm (CEF)	0	1,158,446	1,158,446	100.00	
S3051	Fin & Admin-SPHARS Maint and Upgrades (CEF)	0	2,679,278	2,679,278	100.00	
S3103	Fin & Admin-Tourism-Dest Mktg Org (CSFRF)	0	116,570	116,570	100.00	
H1894	Grand Gulf Military Mnmt Comm-Park Exp (CEF)	0	334,802	334,802	100.00	
S3103	Health-ARPA Rural Water Assoc Infra Gr (CSFRF)	0	149,876,737	149,876,737	100.00	
H1908	Health-City of Jackson Water Litigation (CEF)	0	3,770,690	3,770,690	100.00	
S3103	Health-COVID-19 Operational Expenses (CSFRF)	0	241,128	241,128	100.00	
S3103	Health-Local Provider Innov Grant Prg (CSFRF)	0	9,677,318	9,677,318	100.00	
H1909	Human Svcs-Support-Computer Expenses (CEF)	0	1,431,146	1,431,146	100.00	
H1909	Human Svcs-Support-New Computer Sys (CEF)	0	54,000,000	54,000,000	100.00	
S3053	IHL-GS-BOB-R&R Prjs (CEF)	0	2,800,000	2,800,000	100.00	
S3053	IHL-GS-Construction &/or R&R Prjs (EEF)	0	3,731,137	3,731,137	100.00	
S3053	IHL-GS-Delta State University Prjs (EEF)	0	1,325,190	1,325,190	100.00	
S3053	IHL-GS-TK Martin Ctr IDEA Early Intervention (GF)	0	50,000	50,000	100.00	
S3053	IHL-GS-USM DuBard School (GF)	0	200,000	200,000	100.00	
S3053	IHL-GS-USM Ocean Enterprise-Gulfport (CEF)	0	2,000,000	2,000,000	100.00	
S3053	IHL-GS-Various Campus Prjs (EEF)	0	9,572,614	9,572,614	100.00	
S3060	IHL-SFA-FTH Schl Prg/WWJR Tchr Repymt (EEF)	0	500,000	500,000	100.00	
S3103	IHL-SFA-Nurse Loan Repayment Prg (CSFRF)	0	2,315,309	2,315,309	100.00	
S3061	IHL-UMMC-Asylum Hill Prj (CEF)	0	1,356,003	1,356,003	100.00	
S3061	IHL-UMMC-MS Rare Disease Advis Council (CEF)	0	79,566	79,566	100.00	
S3103	IHL-UMMC-New Nursing School (CSFRLRF)	0	7,621,815	7,621,815	100.00	
H1910	Insurance-SFA-Campus Water Sys Repl (CEF)	0	100,000	100,000	100.00	
H1910	Insurance-SFA-Specialty Rescue Truck Purch (CEF)	0	75,000	75,000	100.00	

Schedule IA
State Support Appropriations
Fiscal Year 2027 Compared With Fiscal Year 2026

FY 2027 Bill No.	Agency Name	Appropriations FY 2026	Appropriations FY 2027	Increase or Decrease	Percent of Increase or Decrease	Percent of Total FY 2027 Appropriation
H1928	Legislative Budget Committee, Joint (GF/CEF)	0	4,549,993	4,549,993	100.00	
H1928	Legislative Expense-Regular-House Contingency (GF)	0	500,000	500,000	100.00	
H1928	Legislative Expense-Regular-Joint Operations (GF)	0	500,000	500,000	100.00	
H1928	Legislative Expense-Regular-Senate Contingency (GF)	0	500,000	500,000	100.00	
H1928	Legislative PEER Committee, Joint (GF/CEF)	0	220,000	220,000	100.00	
H1928	Legislative-Reapportionment Committee, Joint (GF)	0	175,000	175,000	100.00	
S3103	Mental Health-Behavioral & MH Needs (CSFRF)	0	24,233,359	24,233,359	100.00	
S3072	Mental Health-CARES Ctr Const & Renov (CEF)	0	12,000,000	12,000,000	100.00	
S3096	Military-Youth Challenge Acad Fac R&R (CEF)	0	1,912,701	1,912,701	100.00	
S3103	Military-Support-ARNG Capital Prjs (CSFRF)	0	711,079	711,079	100.00	
S3070	MS Dev Auth-Administrative Expenses (GCRF)	0	617,065	617,065	100.00	
S3070	MS Dev Auth-Air Services Development Act (CEF)	0	93,897	93,897	100.00	
S3071	MS Dev Auth-Gulf Coast Restor Prjs (FY24)(GCRF)	0	30,898,945	30,898,945	100.00	
S3071	MS Dev Auth-Gulf Coast Restor Prjs (FY23)(GCRF)	0	23,552,981	23,552,981	100.00	
S3071	MS Dev Auth-Gulf Coast Restor Prjs (FY22)(GCRF)	0	24,656,979	24,656,979	100.00	
S3071	MS Dev Auth-Gulf Coast Restor Prjs (FY21)(GCRF)	0	12,300,072	12,300,072	100.00	
S3071	MS Dev Auth-Incentives Prjs (GCRF)	0	3,500,000	3,500,000	100.00	
H1897	Oil & Gas Board-Orphan Well Plugging (CEF)	0	1,012,347	1,012,347	100.00	
H1929	Public Empl Retirement Sys-Impl of Tier 5 (CEF)	0	164,858	164,858	100.00	
S3067	Public Safety-Support-Bullet Proof Vests (CEF)	0	45,706	45,706	100.00	
S3103	Public Safety-Cap Prjs-Bldgs/CP/Opnl Exp (CSFRF)	0	575,000	575,000	100.00	
S3067	Public Safety-Capitol Complex (CEF)	0	1,100,000	1,100,000	100.00	
S3067	Public Safety-Forensics-Case Backlogs (CEF)	0	2,000,000	2,000,000	100.00	
S3067	Public Safety-Driver Svc-Canton Building (CEF)	0	161,671	161,671	100.00	
S3067	Public Safety-Driver Svc-Driver License Sys (CEF)	0	3,115,000	3,115,000	100.00	
S3067	Public Safety-Forensics Lab-Equip Purchase (CEF)	0	9,000	9,000	100.00	
S3090	Revenue-ABC Dist Ctr-Third Party Contract (CEF)	0	616,018	616,018	100.00	
S3090	Revenue-Computer Hardware & Equipment (CEF)	0	85,306	85,306	100.00	
S3090	Revenue-Purchasing High Speed Scanners (CEF)	0	337,740	337,740	100.00	
S3098	Secretary of State-Systems Updates & Upgrades (GF)	0	2,186,988	2,186,988	100.00	
H1930	State Public Def-Hinds Cnty Publ Def's Ofc (CEF)	0	36,000	36,000	100.00	
H1930	State Public Def-Rural Legal Defense Pilot (CEF)	0	200,000	200,000	100.00	
S3103	Supreme Crt-AOC-Eligible Expenditure (CSFRLRF)	0	175,627	175,627	100.00	
S3103	Transportation-Surface Transp Prjs (CSFRF)	0	25,914,000	25,914,000	100.00	
S3101	Vet Aff Bd-St Vet Hme Sys-Trad St Vet Hme (CEF)	0	850,000	850,000	100.00	
H1904	Wildlife/Fish/Parks-Museum Admiss Renov (CEF)	0	868,119	868,119	100.00	
	TOTAL REAPPROPRIATIONS FROM FY 2026	0	789,185,533	789,185,533	100.00	
	TOTAL STATE SUPPORT APPROP & REAPPROPS	9,107,950,590	9,226,805,448	118,854,858	1.30	

**Schedule II
Special Fund Appropriations
Fiscal Year 2027 Compared With Fiscal Year 2026**

FY 2027 Bill No.	Agency Name	Appropriations FY 2026	Appropriations FY 2027	Increase or Decrease	Percent of Increase or Decrease
PART II - SPECIAL FUND AGENCIES					
Agriculture & Commerce, Department of					
S3091	Beaver Control Program	1,100,000	1,100,000	0	0.00
S3092	Dixie National Livestock Show	1,200,000	1,200,000	0	0.00
S3077	Architecture, Board of	363,967	369,241	5,274	1.45
H1923	Athletic Commission	174,135	174,704	569	0.33
H1925	Auctioneers Commission	117,462	117,462	0	0.00
S3078	Banking & Consumer Finance, Dept of	12,505,269	12,845,602	340,333	2.72
S3073	Chiropractic Examiners, Board of	134,145	179,695	45,550	33.96
S3088	Corrections-Farming Operations	4,010,355	3,985,964	-24,391	-0.61
H1907	Cosmetology & Barbering, Board of	1,759,626	1,806,579	46,953	2.67
S3074	Dental Examiners, Board of	1,294,921	1,298,591	3,670	0.28
H1935	Education-Charter School Authorizer Board	1,400,000	1,403,231	3,231	0.23
S3089	Emerg Mgmt-Lcl Govts Dstr Recov Emerg Loan Prg	125,000,000	0	-125,000,000	-100.00
H1890	Engineers & Surveyors, Board of Regist for Prof	674,227	1,277,547	603,320	89.48
Finance & Administration, Department of					
S3051	Capital City Water & Sewer Projects Fund	26,136,822	0	-26,136,822	-100.00
S3051	Tort Claims Board	6,335,412	6,432,708	97,296	1.54
H1892	Foresters, Board of Registration for	62,755	69,247	6,492	10.34
S3079	Funeral Services, Board of	330,227	341,143	10,916	3.31
S3080	Geologists, Board of Registered Professional	144,816	147,459	2,643	1.83
H1895	Gulfport, State Port Authority at	78,539,426	78,569,033	29,607	0.04
H1908	Health-Burn Care Fund, Mississippi	3,000,000	3,000,000	0	0.00
	Insurance-Rural Fire Truck Acq Assistance Prg	7,500,000	0	-7,500,000	-100.00
H1896	Marine Resources-Tidelands Projects	11,700,000	18,360,000	6,660,000	56.92
S3081	Massage Therapy, Board of	199,100	199,100	0	0.00
H1913	Medical Licensure, Board of	5,132,022	4,820,735	-311,287	-6.07
Mississippi Development Authority					
	Innovate Mississippi	3,367,000	0	-3,367,000	-100.00
H1854	MS Main Street	10,017,755	0	-10,017,755	-100.00
S3082	Motor Vehicle Commission	378,324	385,230	6,906	1.83
H1915	Nursing, Board of	5,308,814	5,163,413	-145,401	-2.74
H1914	Nursing Home Administrators, Board of	209,142	219,263	10,121	4.84
H1916	Optometry, Board of	256,272	259,022	2,750	1.07
H1898	Pat Harrison Waterway District	7,764,319	9,876,696	2,112,377	27.21
S3075	Pharmacy, Board of	4,154,101	4,398,210	244,109	5.88
H1917	Physical Therapy, Board of	354,726	408,597	53,871	15.19
S3083	Professional Counselors, Board of Exam for Lic	378,795	473,712	94,917	25.06
H1918	Psychology, Board of	161,982	170,687	8,705	5.37
S3084	Public Accountancy, Board of	753,471	769,829	16,358	2.17
S3085	Public Contractors, Board of	4,319,483	4,556,440	236,957	5.49
H1929	Public Employees' Retirement System (See IA)	23,683,545	21,201,795	-2,481,750	-10.48
H1920	Real Estate Commission	1,807,664	1,950,524	142,860	7.90
H1919	Real Estate Appraisal Board	746,698	749,462	2,764	0.37
S3090	Revenue-License Tag Commission	6,400,000	6,850,000	450,000	7.03
H1922	Social Workers/Marriage/Family Therapists Exam	355,129	330,629	-24,500	-6.90
	Supreme Court				

**Schedule II
Special Fund Appropriations
Fiscal Year 2027 Compared With Fiscal Year 2026**

FY 2027 Bill No.	Agency Name	Appropriations FY 2026	Appropriations FY 2027	Increase or Decrease	Percent of Increase or Decrease
H1931	Bar Admissions, Board of	371,930	383,426	11,496	3.09
H1931	Continuing Legal Education	241,100	332,997	91,897	38.12
H1903	Tombigbee River Valley Water Mgmt District	9,089,507	9,101,320	11,813	0.13
S3099	Treasurer's Office, State	6,808,433	7,521,889	713,456	10.48
S3099	Investing Funds	150,000	150,000	0	0.00
S3099	MPACT Trust Fund-Tuition Payments	35,000,000	35,000,000	0	0.00
H1932	Veterans' Home Purchase Board	84,693,202	84,594,361	-98,841	-0.12
S3086	Veterinary Examiners, Board of	200,296	200,296	0	0.00
H1905	Yellow Creek State Inland Port Authority	30,185,481	27,094,906	-3,090,575	-10.24
TOTAL PART II - SPECIAL FUND AGENCIES		525,971,856	359,840,745	-166,131,111	-31.59
PART III - TRANSPORTATION DEPT					
H1938	Transportation, Mississippi Department of	1,480,857,218	1,565,117,653	84,260,435	5.69
H1938	Infrastructure Expenses	498,000,000	645,000,000	147,000,000	29.52
S3076	State Aid Road Construction, Office of	235,736,074	367,332,280	131,596,206	55.82
TOTAL PART III - TRANSPORTATION DEPT		2,214,593,292	2,577,449,933	362,856,641	16.38
TOTAL SPECIAL FUND APPROPRIATION (RECURRING)		2,740,565,148	2,937,290,678	196,725,530	7.18
SPECIAL FD APPROP (NON-RECURRING)					
Finance & Administration, Department of					
	BOB-Discretionary R&R	562,009,956	0	-562,009,956	-100.00
TOTAL SPECIAL FD APPROP (NON-RECURRING)		562,009,956	0	-562,009,956	-100.00
TOTAL SPECIAL FUND APPROPRIATION		3,302,575,104	2,937,290,678	-365,284,426	-11.06
REAPPROPRIATIONS FROM FY 2026					
H1933	Fin & Admin-BOB-Capital Exp Discretionary R&R	0	264,552	264,552	100.00
H1933	Fin & Admin-BOB-Capital Prjs (Fund 33912)	0	4,142,808	4,142,808	100.00
H1933	Fin & Admin-BOB-Capital Prjs (Fund 33911)	0	22,940,947	22,940,947	100.00
H1933	Fin & Admin-BOB-Capital Prjs (Fund 38221)	0	42,916,982	42,916,982	100.00
H1933	Fin & Admin-BOB-Capital Prjs (Fund 661130)	0	92,298,552	92,298,552	100.00
H1933	Fin & Admin-BOB-Capital Prjs (Fund 661131)	0	12,364,825	12,364,825	100.00
H1933	Fin & Admin-BOB-Capital Prjs (Fund 661132)	0	46,427,048	46,427,048	100.00
H1933	Fin & Admin-BOB-Capital Prjs (Fund 661133)	0	204,331,969	204,331,969	100.00
H1933	Fin & Admin-BOB-Capital Prjs (Fund 661134)	0	239,280	239,280	100.00
H1933	Fin & Admin-BOB-Capital Prjs (Fund 661136)	0	3,791,970	3,791,970	100.00
H1933	Fin & Admin-BOB-Capital Prjs (Fund 661140)	0	2,523,912	2,523,912	100.00
H1933	Fin & Admin-BOB-Discretionary R&R	0	75,039,361	75,039,361	100.00
H1933	Fin & Admin-BOB-IHL/JUCO CE Discretionary R&R	0	70,000,000	70,000,000	100.00
S3051	Fin & Admin-City of Jxn Water/Sewer Sys R&R	0	25,302,643	25,302,643	100.00
TOTAL REAPPROPRIATIONS FROM FY 2026		0	602,584,849	602,584,849	100.00
TOTAL SPECIAL FUND APPROP & REAPPROPRIATIONS		3,302,575,104	3,539,875,527	237,300,423	7.19

Schedule IV
Fiscal Year 2027 Total State Appropriations

FY 2027 Bill No.	Agency Name	General Funds	Special Funds			Total Appropriations
			State Support Special Funds	Federal Funds	Other Funds	
PART I - GENERAL FUND AGENCIES						
LEGISLATIVE						
H1928	Legislative Expense-Regular	26,248,983	250,000	0	50,000	26,548,983
H1928	Legislative Expense-Monthly Allowance	4,188,971	0	0	0	4,188,971
H1928	Legislative Budget Committee, Joint	5,803,724	200,000	0	0	6,003,724
H1928	Legislative PEER Committee, Joint	2,998,500	400,000	0	0	3,398,500
H1928	Legislative Reapportionment Com, Joint	266,780	120,000	0	0	386,780
H1928	Energy Council, The	38,400	0	0	0	38,400
H1928	Interstate Cooperation, Commission on	391,129	0	0	0	391,129
H1928	Southern States Energy Board	29,077	0	0	0	29,077
H1928	Uniform State Laws, Commission on	46,120	0	0	0	46,120
	TOTAL LEGISLATIVE	40,011,684	970,000	0	50,000	41,031,684
JUDICIARY AND JUSTICE						
H1924	Attorney General, Office of the	33,974,056	32,674,617	4,874,359	5,149,208	76,672,240
H1926	Capital Post-Conviction Counsel, Office of	2,100,968	0	0	215,258	2,316,226
H1927	District Attorneys & Staff	35,938,126	0	0	491,802	36,429,928
S3066	Judicial Performance, Commission on	1,018,805	0	0	35,082	1,053,887
H1930	State Public Defender, Office of Supreme Court	4,678,350	728,677	0	0	5,407,027
H1931	Supreme Court Services, Office of	6,684,374	0	0	1,427,641	8,112,015
H1931	Administrative Office of Courts	17,790,761	10,750,000	451,567	13,008,727	42,001,055
H1931	Court of Appeals	7,062,759	0	0	176,362	7,239,121
H1931	Trial Judges	40,011,007	0	0	24,495,094	64,506,101
	TOTAL JUDICIARY AND JUSTICE	149,259,206	44,153,294	5,325,926	44,999,174	243,737,600
EXECUTIVE AND ADMINISTRATIVE						
S3065	Ethics Commission	759,388	0	0	0	759,388
S3052	Governor's Office-Support & Mansion	3,223,525	0	175,000	463,140	3,861,665
S3098	Secretary of State	15,571,621	0	0	25,059,000	40,630,621
	TOTAL EXECUTIVE AND ADMINISTRATIVE	19,554,534	0	175,000	25,522,140	45,251,674
FISCAL AFFAIRS						
S3087	Audit, Department of	8,149,947	0	0	5,174,719	13,324,666
S3051	Finance & Administration, Department of	38,379,920	5,000,000	9,235	686,060,958	729,450,113
S3051	Broadband Expan/Accessibility of MS, Ofc of	433,500	0	175,914,472	0	176,347,972
S3051	Mississippi Home Corporation	1,810,227	0	0	0	1,810,227
S3051	State Property Insurance	21,351,906	0	0	0	21,351,906
S3051	Status of Women, Commission on the	44,125	0	0	3,135	47,260
S3095	Information Technology Services, Dept of	30,870,501	6,200,000	0	21,687,878	58,758,379
S3095	Wireless Communication Commission	12,001,851	500,000	0	0	12,501,851
S3097	Personnel Board, State	5,373,698	164,000	0	0	5,537,698
S3090	Revenue, Department of	58,282,512	210,000	0	25,041,874	83,534,386
S3068	Tax Appeals, Board of	678,059	0	0	0	678,059
	TOTAL FISCAL AFFAIRS	177,376,246	12,074,000	175,923,707	737,968,564	1,103,342,517
PUBLIC EDUCATION						
Education, Department of						
H1935	General Education Programs	136,378,817	125,910,853	1,855,743,829	23,093,081	2,141,126,580
H1935	Chickasaw Interest	21,623,074	0	0	0	21,623,074
H1935	Student Funding Formula	2,806,586,486	268,025,562	0	0	3,074,612,048
H1935	Vocational & Technical Education	92,478,543	6,637,258	15,997,026	91,034	115,203,861

Schedule IV
Fiscal Year 2027 Total State Appropriations

FY 2027 Bill No.	Agency Name	General Funds	Special Funds			Total Appropriations
			State Support Special Funds	Federal Funds	Other Funds	
H1936	Educational Television Authority	4,713,259	2,718,966	0	6,300,686	13,732,911
H1937	Library Commission	11,477,082	843,847	4,000,978	50,000	16,371,907
	TOTAL PUBLIC EDUCATION	3,073,257,261	404,136,486	1,875,741,833	29,534,801	5,382,670,381
	HIGHER EDUCATION					
	Institutions of Higher Learning					
S3053	Universities-General Support-Cons	379,154,701	128,786,918	161,553	1,182,822,585	1,690,925,757
S3054	Universities-Subsidiary Programs-Cons	39,927,392	830,742	19,910,684	27,285,566	87,954,384
S3060	Student Financial Aid, Office of	47,261,364	8,100,000	0	1,542,660	56,904,024
S3061	University of Mississippi Medical Ctr-Cons	190,004,192	22,775,365	89,406,719	2,120,541,842	2,422,728,118
	Community & Junior Colleges					
S3062	Board	5,815,481	18,356,000	11,324,545	50,662,385	86,158,411
S3063	Support	226,287,891	91,755,520	0	1,000,000	319,043,411
	TOTAL HIGHER EDUCATION	888,451,021	270,604,545	120,803,501	3,383,855,038	4,663,714,105
	PUBLIC HEALTH					
H1908	Health, State Department of	61,633,807	35,889,548	319,925,081	173,636,532	591,084,968
H1908	Local Governments & Rural Water	8,300,000	0	155,837,437	21,000,000	185,137,437
H1908	Mississippi Medical Cannabis	7,787,845	0	0	0	7,787,845
	TOTAL PUBLIC HEALTH	77,721,652	35,889,548	475,762,518	194,636,532	784,010,250
	HOSPITALS AND HOSPITAL SCHOOLS					
S3072	Mental Health, Department of-Cons	265,056,513	33,446,886	43,290,983	404,129,442	745,923,824
	TOTAL HOSPITALS AND HOSPITAL SCHOOLS	265,056,513	33,446,886	43,290,983	404,129,442	745,923,824
	AGRICULTURE AND ECONOMIC DEV					
	AGRICULTURE AND COMMERCE UNITS					
S3091	Agriculture & Commerce, Department of	9,760,618	645,000	2,116,500	16,690,314	29,212,432
S3092	County Livestock Shows	266,540	0	0	0	266,540
S3093	Animal Health, Board of	1,968,554	0	681,567	582,928	3,233,049
	TOTAL AGRICULTURE AND COMMERCE UNITS	11,995,712	645,000	2,798,067	17,273,242	32,712,021
	IHL - AGRICULTURAL UNITS					
	Institutions of Higher Learning-Agricultural Prgs					
S3055	ASU-Agric Research, Ext & Land-Grant Prgs	8,161,869	436,640	0	0	8,598,509
S3056	MSU-Agric & Forestry Experiment Station	25,686,902	1,715,904	5,225,330	3,967,235	36,595,371
S3057	MSU-Cooperative Extension Service	34,365,575	1,391,395	10,200,909	7,157,273	53,115,152
S3058	MSU-Forest & Wildlife Research Center	6,482,062	561,804	925,700	0	7,969,566
S3059	MSU-Veterinary Medicine, College of	21,366,792	1,052,379	0	55,114,373	77,533,544
	TOTAL IHL - AGRICULTURAL UNITS	96,063,200	5,158,122	16,351,939	66,238,881	183,812,142
	ECON AND COMMERCE DEV UNITS					
S3070	Mississippi Development Authority	22,530,799	0	243,546,151	52,779,806	318,856,756
S3071	Gulf Coast Restoration Funds	0	39,442,000	0	0	39,442,000
S3070	Tennessee-Tombigbee Waterway Dev Auth	253,789	0	0	357,802	611,591
	TOTAL ECON AND COMMERCE DEV UNITS	22,784,588	39,442,000	243,546,151	53,137,608	358,910,347
	TOTAL AGRICULTURE AND ECONOMIC DEV	130,843,500	45,245,122	262,696,157	136,649,731	575,434,510
	CONSERVATION					
H1889	Archives & History, Department of	13,346,758	417,000	3,244,413	17,928,829	34,937,000
H1889	Statewide Oral History Project	50,000	0	0	0	50,000
H1891	Environmental Quality, Department of	21,417,453	0	79,448,118	172,681,010	273,546,581
H1893	Forestry Commission	17,979,969	0	5,014,617	9,491,601	32,486,187

Schedule IV
Fiscal Year 2027 Total State Appropriations

FY 2027 Bill No.	Agency Name	Special Funds			Total Appropriations	
		General Funds	State Support Special Funds	Federal Funds		Other Funds
H1894	Grand Gulf Military Monument Commission	363,555	430,000	0	145,059	938,614
H1896	Marine Resources, Department of	3,710,653	0	14,779,444	301,753,001	320,243,098
H1897	Oil & Gas Board	2,200,000	2,000,000	194,215	3,038,272	7,432,487
H1899	Pearl River Valley Water Supply District	0	200,000	0	28,626,107	28,826,107
H1902	Soil & Water Conservation Commission	689,982	50,000	43,504,797	844,172	45,088,951
H1904	Wildlife, Fisheries & Parks, Dept of-Cons	21,853,514	5,175,335	14,211,726	62,729,657	103,970,232
TOTAL CONSERVATION		81,611,884	8,272,335	160,397,330	597,237,708	847,519,257
INSURANCE						
H1911	Insurance, Department of	13,610,726	25,000	0	26,630,000	40,265,726
H1910	State Fire Academy	7,847,433	480,000	0	0	8,327,433
TOTAL INSURANCE		21,458,159	505,000	0	26,630,000	48,593,159
CORRECTIONS						
Corrections, Department of						
S3088	Central Office	27,621,005	0	841,633	4,017,449	32,480,087
S3088	Central Mississippi Correctional	36,475,220	0	100,493	1,478,309	38,054,022
S3088	Community Corrections	25,915,205	0	133,818	13,118,716	39,167,739
S3088	Delta Correctional Facility	7,710,182	0	0	750,197	8,460,379
S3088	Marshall County Correctional Facility	9,035,699	0	0	750,180	9,785,879
S3088	Medical Services	121,648,556	0	0	4,877,451	126,526,007
S3088	Parchman	36,126,408	0	249,096	2,050,137	38,425,641
S3088	Parole Board	712,253	0	0	0	712,253
S3088	Private Prisons	69,458,349	0	0	2,267,526	71,725,875
S3088	Regional Facilities	54,806,825	0	0	0	54,806,825
S3088	Reimbursement-Local Confinement	10,064,537	0	0	0	10,064,537
S3088	South Mississippi Correctional	25,176,577	0	144,846	1,248,681	26,570,104
S3088	Walnut Grove Correctional Facility	9,556,503	0	0	750,204	10,306,707
TOTAL CORRECTIONS		434,307,319	0	1,469,886	31,308,850	467,086,055
SOCIAL WELFARE						
H1912	Governor's Office-Medicaid, Division of	1,026,866,812	143,230,003	6,391,154,320	1,001,974,772	8,563,225,907
H1906	Child Protection Services, Department of	140,814,395	4,229,000	183,426,396	30,537,500	359,007,291
H1909	Human Services, Department of-Cons	94,690,585	8,600,000	1,575,458,236	4,759,103	1,683,507,924
H1921	Rehabilitation Services, Department of-Cons	33,776,232	3,681,802	111,912,828	112,184,287	261,555,149
TOTAL SOCIAL WELFARE		1,296,148,024	159,740,805	8,261,951,780	1,149,455,662	10,867,296,271
MILITARY, POLICE AND VETS AFFAIRS						
S3089	Emergency Management Agency, Mississippi	5,809,955	0	23,882,861	6,815,310	36,508,126
S3089	Disaster Relief-Cons	585,056	0	359,677,523	11,007,344	371,269,923
S3096	Military Department-Cons	13,969,082	6,450,000	220,007,053	22,447,468	262,873,603
S3067	Public Safety, Department of-Cons	167,789,465	3,058,000	50,453,906	59,485,973	280,787,344
S3101	Veterans Affairs Board, State	5,711,024	3,500,000	3,254,604	1,224	12,466,852
S3101	State Veterans Home System	6,357,359	0	47,011,634	1,000,000	54,368,993
TOTAL MILITARY, POLICE AND VETS AFFAIRS		200,221,941	13,008,000	704,287,581	100,757,319	1,018,274,841
LOCAL ASSISTANCE						
Revenue, Department of						
S3090	Homestead Exemption Reimbursement	94,000,000	0	0	0	94,000,000
TOTAL LOCAL ASSISTANCE		94,000,000	0	0	0	94,000,000
MISCELLANEOUS						
H1934	Arts Commission	1,625,312	5,040,000	1,109,838	100,000	7,875,150

Schedule IV
Fiscal Year 2027 Total State Appropriations

FY 2027		Special Funds				Total Appropriations
Bill No.	Agency Name	General Funds	State Support Special Funds	Federal Funds	Other Funds	
S3064	Employment Security, MS Department of	1,800,000	0	127,311,917	11,012,752	140,124,669
S3064	Workforce Development, Office of	20,538,015	1,400,000	0	68,870,000	90,808,015
S3094	Gaming Commission	9,512,053	0	0	1,651,162	11,163,215
H1900	Public Service Commission	4,868,513	0	464,494	0	5,333,007
H1901	Public Utilities Staff	2,476,315	0	0	80,000	2,556,315
S3069	Workers' Compensation Commission	6,219,424	0	0	25,000	6,244,424
	TOTAL MISCELLANEOUS	47,039,632	6,440,000	128,886,249	81,738,914	264,104,795
DEBT SERVICE						
Treasurer's Office, State						
S3100	Bank Service Charge	500,000	0	0	0	500,000
S3100	Bonds & Interest Payment	371,315,318	0	0	93,025,956	464,341,274
	TOTAL DEBT SERVICE	371,815,318	0	0	93,025,956	464,841,274
	TOTAL GENERAL FD APPROP (RECURRING)	7,368,133,894	1,034,486,021	12,216,712,451	7,037,499,831	27,656,832,197
GENERAL FD APPROP (NON-RECURRING)						
Finance & Administration, Department of						
S3051	BOB-Capital Projects	0	35,000,000	0	0	35,000,000
	TOTAL GENERAL FD APPROP (NON-RECURRING)	0	35,000,000	0	0	35,000,000
	TOTAL GENERAL FD APPROP	7,368,133,894	1,069,486,021	12,216,712,451	7,037,499,831	27,691,832,197
REAPPROPRIATIONS FROM FY 2026						
S3091	Agric & Comm-Kirk Fordice Equine Center (CEF)	0	233,556	0	0	233,556
S3091	Agric & Comm-MS Fairgrounds Rprs & Maint (CEF)	0	50,000	0	0	50,000
H1889	Archives & History-Construction R&R Prjs (CEF)	0	13,740,704	0	0	13,740,704
H1889	Archives & History-Vicksburg Mil Pk Interp (CEF)	0	3,597,436	0	0	3,597,436
H1934	Arts Comm-Building Fund for Arts Initiative (CEF)	0	3,800,000	0	0	3,800,000
S3103	Child Protection Svcs-COVID-19 Opnl Exp (CSFRF)	0	3,000,000	0	0	3,000,000
H1906	Child Protection Svcs-IT System Dev (CEF)	0	2,500,000	0	0	2,500,000
S3062	Community Coll Bd-Reimb of HS Equiv Tests (EEF)	0	375,000	0	0	375,000
S3088	Corrections-Offender Tracking System (CEF)	0	8,606,679	0	0	8,606,679
S3103	District Attys & Staff-State Case Backlog (CSFRF)	0	37,418	0	0	37,418
H1935	Education-GE-Early Learning Collaboratives (EEF)	0	20,935,632	0	0	20,935,632
H1935	Education-GE-Instructional Materials (EEF)	0	6,079,481	0	0	6,079,481
H1935	Education-GE-Other Early Learning Prgs (EEF)	0	13,445,002	0	0	13,445,002
H1936	Educ Television Auth-Digital Cont/MS Hist (EEF)	0	522,968	0	0	522,968
S3103	Employment Security-Workforce Dev Ofc (CSFRF)	0	16,122,511	0	0	16,122,511
S3064	Employment Sec-WD Ofc-Save the Children (CEF)	0	75,000	0	0	75,000
S3103	Environmental Quality-MCWI Grant Prg (CSFRF)	0	181,000,000	0	0	181,000,000
H1933	Fin & Admin-BOB-ASU Water Treatment Fac (CEF)	0	241,974	0	0	241,974
H1933	Fin & Admin-BOB-Capital Prjs (Fund 64933) (CEF)	0	304,288	0	0	304,288
H1933	Fin & Admin-BOB-Capital Prjs (Fund 64935) (CEF)	0	340,222	0	0	340,222
H1933	Fin & Admin-BOB-Capital Prjs (Fund 64936) (CEF)	0	9,067,871	0	0	9,067,871
H1933	Fin & Admin-BOB-Capital Prjs (Fund 64943) (CEF)	0	324,138	0	0	324,138
H1933	Fin & Admin-BOB-Capital Prjs (Fund 64945) (CEF)	0	1,911,936	0	0	1,911,936
H1933	Fin & Admin-BOB-Capital Prjs (Fund 64946) (CEF)	0	6,955,144	0	0	6,955,144
H1933	Fin & Admin-BOB-Capital Prjs (Fund 64947)(CEF)	0	2,577,442	0	0	2,577,442
H1933	Fin & Admin-BOB-DPS-MLEOTA (CEF)	0	16,817	0	0	16,817
H1933	Fin & Admin-BOB-DPS-New Headquarters (CEF)	0	8,253,553	0	0	8,253,553
H1933	Fin & Admin-BOB-Elig Prjs-Ags/Inst/JUCO (CSFRF)	0	34,587,822	0	0	34,587,822

Schedule IV
Fiscal Year 2027 Total State Appropriations

FY 2027 Bill No.	Agency Name	Special Funds			Total Appropriations	
		General Funds	State Support Special Funds	Federal Funds		Other Funds
S3051	Fin & Admin-Elig Admin/Reporting Exp (CSFRF)	0	12,187,789	0	0	12,187,789
S3103	Fin & Admin-Indep Colleges/Univ (MAICU)	0	2,107,146	0	0	2,107,146
S3103	Fin & Admin-Indep Sch Infra Grant Prg (CSFRF)	0	799,804	0	0	799,804
S3051	Fin & Admin-MS Semiquincentennial Comm (CEF)	0	1,158,446	0	0	1,158,446
S3051	Fin & Admin-SPHARS Maint and Upg (CEF)	0	2,679,278	0	0	2,679,278
S3103	Fin & Admin-Tourism-Dest Mktg Org (CSFRF)	0	116,570	0	0	116,570
H1894	Grand Gulf Military Mnmt Comm-Park Exp (CEF)	0	334,802	0	0	334,802
S3103	Health-ARPA Rural Water Assoc Infra Gr (CSFRF)	0	149,876,737	0	0	149,876,737
H1908	Health-City of Jackson Water Litigation (CEF)	0	3,770,690	0	0	3,770,690
S3103	Health-COVID-19 Operational Expenses (CSFRF)	0	241,128	0	0	241,128
S3103	Health-Local Provider Innov Grant Prg (CSFRF)	0	9,677,318	0	0	9,677,318
H1909	Human Svcs-Support-Computer Expenses (CEF)	0	1,431,146	0	0	1,431,146
H1909	Human Svcs-Support-New Computer Sys (CEF)	0	54,000,000	0	0	54,000,000
S3053	IHL-GS-BOB-R&R Prjs (CEF)	0	2,800,000	0	0	2,800,000
S3053	IHL-GS-Construction &/or R&R Prjs (EEF)	0	3,731,137	0	0	3,731,137
S3053	IHL-GS-Delta State University Prjs (EEF)	0	1,325,190	0	0	1,325,190
S3053	IHL-GS-TK Martin Ctr IDEA Early Intervention	50,000	0	0	0	50,000
S3053	IHL-GS-USM DuBard School	200,000	0	0	0	200,000
S3053	IHL-GS-USM Ocean Enterprise-Gulfport (CEF)	0	2,000,000	0	0	2,000,000
S3053	IHL-GS-Various Campus Prjs (EEF)	0	9,572,614	0	0	9,572,614
S3060	IHL-SFA-FTH Schl Prg/WWJR Tchr Repymt (EEF)	0	500,000	0	0	500,000
S3103	IHL-SFA-Nurse Loan Repayment Prg (CSFRF)	0	2,315,309	0	0	2,315,309
S3061	IHL-UMMC-Asylum Hill Prj (CEF)	0	1,356,003	0	0	1,356,003
S3061	IHL-UMMC-MS Rare Disease Advis Council (CEF)	0	79,566	0	0	79,566
S3103	IHL-UMMC-New Nursing School (CSFRLRF)	0	7,621,815	0	0	7,621,815
H1910	Insurance-SFA-Campus Water Sys Repl (CEF)	0	100,000	0	0	100,000
H1910	Insurance-SFA-Specialty Rescue Truck Purch (CEF)	0	75,000	0	0	75,000
H1928	Legislative Budget Committee, Joint (GF/CEF)	500,000	4,049,993	0	0	4,549,993
H1928	Legislative Expense-Regular-House Contingency	500,000	0	0	0	500,000
H1928	Legislative Expense-Regular-Joint Operations	500,000	0	0	0	500,000
H1928	Legislative Expense-Regular-Senate Contingency	500,000	0	0	0	500,000
H1928	Legislative PEER Committee, Joint (GF/CEF)	100,000	120,000	0	0	220,000
H1928	Legislative-Reapportionment Committee, Joint	175,000	0	0	0	175,000
S3103	Mental Health-Behavioral & MH Needs (CSFRF)	0	24,233,359	0	0	24,233,359
S3072	Mental Health-CARES Ctr Const & Renov (CEF)	0	12,000,000	0	0	12,000,000
S3096	Military-Youth Challenge Acad Fac R&R (CEF)	0	1,912,701	0	0	1,912,701
S3103	Military-Support-ARNG Capital Prjs (CSFRF)	0	711,079	0	0	711,079
S3070	MS Dev Auth-Administrative Expenses (GCRF)	0	617,065	0	0	617,065
S3070	MS Dev Auth-Air Services Development Act (CEF)	0	93,897	0	0	93,897
S3071	MS Dev Auth-Gulf Coast Restor Prjs (FY24)(GCRF)	0	30,898,945	0	0	30,898,945
S3071	MS Dev Auth-Gulf Coast Restor Prjs (FY23)(GCRF)	0	23,552,981	0	0	23,552,981
S3071	MS Dev Auth-Gulf Coast Restor Prjs (FY22)(GCRF)	0	24,656,979	0	0	24,656,979
S3071	MS Dev Auth-Gulf Coast Restor Prjs (FY21)(GCRF)	0	12,300,072	0	0	12,300,072
S3071	MS Dev Auth-Incentives Prjs (GCRF)	0	3,500,000	0	0	3,500,000
H1897	Oil & Gas Board-Orphan Well Plugging (CEF)	0	1,012,347	0	0	1,012,347
H1929	Public Empl Retirement Sys-Impl of Tier 5 (CEF)	0	164,858	0	0	164,858
S3067	Public Safety-Support-Bullet Proof Vests (CEF)	0	45,706	0	0	45,706
S3103	Public Safety-Cap Prjs-Bldgs/CP/Opnl Exp (CSFRF)	0	575,000	0	0	575,000
S3067	Public Safety-Capitol Complex (CEF)	0	1,100,000	0	0	1,100,000
S3067	Public Safety-Forensics-Case Backlogs (CEF)	0	2,000,000	0	0	2,000,000
S3067	Public Safety-Driver Svc-Canton Building (CEF)	0	161,671	0	0	161,671

Schedule IV
Fiscal Year 2027 Total State Appropriations

FY 2027 Bill No.	Agency Name	Special Funds			Total Appropriations	
		General Funds	State Support Special Funds	Federal Funds		Other Funds
S3067	Public Safety-Driver Svc-Driver License Sys (CEF)	0	3,115,000	0	0	3,115,000
S3067	Public Safety-Forensics Lab-Equip Purchase (CEF)	0	9,000	0	0	9,000
S3090	Revenue-ABC Dist Ctr-Third Party Contract (CEF)	0	616,018	0	0	616,018
S3090	Revenue-Computer Hardware & Equipment (CEF)	0	85,306	0	0	85,306
S3090	Revenue-Purchasing High Speed Scanners (CEF)	0	337,740	0	0	337,740
S3098	Secretary of State-Systems Updates & Upgrades	2,186,988	0	0	0	2,186,988
H1930	State Public Def-Hinds Cnty Publ Def's Ofc (CEF)	0	36,000	0	0	36,000
H1930	State Public Def-Rural Legal Defense Pilot (CEF)	0	200,000	0	0	200,000
S3103	Supreme Crt-AOC-Eligible Expenditure (CSFRLRF)	0	175,627	0	0	175,627
S3103	Transportation-Surface Transp Prjs (CSFRF)	0	25,914,000	0	0	25,914,000
S3101	Vet Aff Bd-St Vet Hme Sys-Trad St Vet Hme (CEF)	0	850,000	0	0	850,000
H1904	Wildlife/Fish/Parks-Museum Admiss Renov (CEF)	0	868,119	0	0	868,119
TOTAL REAPPROPRIATIONS FROM FY 2026		4,711,988	784,473,545	0	0	789,185,533
TOTAL GENERAL FD APPROP & REAPPROPS		7,372,845,882	1,853,959,566	12,216,712,451	7,037,499,831	28,481,017,730
PART II - SPECIAL FUND AGENCIES						
Agriculture & Commerce, Department of						
S3091	Beaver Control Program	0	0	0	1,100,000	1,100,000
S3092	Dixie National Livestock Show	0	0	0	1,200,000	1,200,000
S3077	Architecture, Board of	0	0	0	369,241	369,241
H1923	Athletic Commission	0	0	0	174,704	174,704
H1925	Auctioneers Commission	0	0	0	117,462	117,462
S3078	Banking & Consumer Finance, Dept of	0	0	0	12,845,602	12,845,602
S3073	Chiropractic Examiners, Board of	0	0	0	179,695	179,695
S3088	Corrections-Farming Operations	0	0	0	3,985,964	3,985,964
H1907	Cosmetology & Barbering, Board of	0	0	0	1,806,579	1,806,579
S3074	Dental Examiners, Board of	0	0	0	1,298,591	1,298,591
H1935	Education-Charter School Authorizer Board	0	0	0	1,403,231	1,403,231
H1890	Engineers & Surveyors, Board of Regist for Prof	0	0	0	1,277,547	1,277,547
S3051	Fin & Admin-Tort Claims Board	0	0	0	6,432,708	6,432,708
H1892	Foresters, Board of Registration for	0	0	0	69,247	69,247
S3079	Funeral Services, Board of	0	0	0	341,143	341,143
S3080	Geologists, Board of Registered Professional	0	0	0	147,459	147,459
H1895	Gulfport, State Port Authority at	0	0	0	78,569,033	78,569,033
H1908	Health-Burn Care Fund, Mississippi	0	0	0	3,000,000	3,000,000
H1896	Marine Resources-Tidelands Projects	0	0	0	18,360,000	18,360,000
S3081	Massage Therapy, Board of	0	0	0	199,100	199,100
H1913	Medical Licensure, Board of	0	0	0	4,820,735	4,820,735
S3082	Motor Vehicle Commission	0	0	0	385,230	385,230
H1915	Nursing, Board of	0	0	0	5,163,413	5,163,413
H1914	Nursing Home Administrators, Board of	0	0	0	219,263	219,263
H1916	Optometry, Board of	0	0	0	259,022	259,022
H1898	Pat Harrison Waterway District	0	0	0	9,876,696	9,876,696
S3075	Pharmacy, Board of	0	0	0	4,398,210	4,398,210
H1917	Physical Therapy, Board of	0	0	0	408,597	408,597
S3083	Professional Counselors, Board of Exam for Lic	0	0	0	473,712	473,712
H1918	Psychology, Board of	0	0	0	170,687	170,687
S3084	Public Accountancy, Board of	0	0	0	769,829	769,829
S3085	Public Contractors, Board of	0	0	0	4,556,440	4,556,440
H1929	Public Employees' Retirement System	0	0	0	21,201,795	21,201,795

**Schedule IV
Fiscal Year 2027 Total State Appropriations**

FY 2027 Bill No.	Agency Name	Special Funds			Total Appropriations	
		General Funds	State Support Special Funds	Federal Funds		Other Funds
H1920	Real Estate Commission	0	0	0	1,950,524	1,950,524
H1919	Real Estate Appraisal Board	0	0	0	749,462	749,462
S3090	Revenue-License Tag Commission	0	0	0	6,850,000	6,850,000
H1922	Social Workers/Marriage/Family Therapists Exam Supreme Court	0	0	0	330,629	330,629
H1931	Bar Admissions, Board of	0	0	0	383,426	383,426
H1931	Continuing Legal Education	0	0	0	332,997	332,997
H1903	Tombigbee River Valley Water Mgmt District	0	0	200,000	8,901,320	9,101,320
S3099	Treasurer's Office, State	0	0	0	7,521,889	7,521,889
S3099	Investing Funds	0	0	0	150,000	150,000
S3099	MPACT Trust Fund-Tuition Payments	0	0	0	35,000,000	35,000,000
H1932	Veterans' Home Purchase Board	0	0	0	84,594,361	84,594,361
S3086	Veterinary Examiners, Board of	0	0	0	200,296	200,296
H1905	Yellow Creek State Inland Port Authority	0	0	0	27,094,906	27,094,906
TOTAL PART II - SPECIAL FUND AGENCIES		0	0	200,000	359,640,745	359,840,745
PART III - TRANSPORTATION DEPT						
H1938	Transportation, Mississippi Department of	0	0	836,861,037	728,256,616	1,565,117,653
H1938	Infrastructure Expenses	0	0	0	645,000,000	645,000,000
S3076	State Aid Road Construction, Office of	0	0	59,000,000	308,332,280	367,332,280
TOTAL PART III - TRANSPORTATION DEPT		0	0	895,861,037	1,681,588,896	2,577,449,933
TOTAL SPECIAL FD APPROP (RECURRING)		0	0	896,061,037	2,041,229,641	2,937,290,678
REAPPROPRIATIONS FROM FY 2026						
H1933	Fin & Admin-BOB-Capital Exp Discretionary R&R	0	0	0	264,552	264,552
H1933	Fin & Admin-BOB-Capital Prjs (Fund 33912)	0	0	0	4,142,808	4,142,808
H1933	Fin & Admin-BOB-Capital Prjs (Fund 33911)	0	0	0	22,940,947	22,940,947
H1933	Fin & Admin-BOB-Capital Prjs (Fund 38221)	0	0	0	42,916,982	42,916,982
H1933	Fin & Admin-BOB-Capital Prjs (Fund 661130)	0	0	0	92,298,552	92,298,552
H1933	Fin & Admin-BOB-Capital Prjs (Fund 661131)	0	0	0	12,364,825	12,364,825
H1933	Fin & Admin-BOB-Capital Prjs (Fund 661132)	0	0	0	46,427,048	46,427,048
H1933	Fin & Admin-BOB-Capital Prjs (Fund 661133)	0	0	0	204,331,969	204,331,969
H1933	Fin & Admin-BOB-Capital Prjs (Fund 661134)	0	0	0	239,280	239,280
H1933	Fin & Admin-BOB-Capital Prjs (Fund 661136)	0	0	0	3,791,970	3,791,970
H1933	Fin & Admin-BOB-Capital Prjs (Fund 661140)	0	0	0	2,523,912	2,523,912
H1933	Fin & Admin-BOB-Discretionary R&R	0	0	0	75,039,361	75,039,361
H1933	Fin & Admin-BOB-IHL/JUCO CE Discretionary R&R	0	0	0	70,000,000	70,000,000
S3051	Fin & Admin-City of Jxn Water/Sewer Sys R&R	0	0	0	25,302,643	25,302,643
TOTAL REAPPROPRIATIONS FROM FY 2026		0	0	0	602,584,849	602,584,849
TOTAL SPECIAL FUND APPROP & REAPPROP		0	0	896,061,037	2,643,814,490	3,539,875,527
TOTAL STATE APPROPRIATIONS		7,372,845,882	1,853,959,566	13,112,773,488	9,681,314,321	32,020,893,257

**Schedule V
General and Special Funds
Additional and Deficits
Included in FY 2026
(For Information Only)**

Bill No.	Agency Name	General Funds	State Support Special Funds	Special Funds	Total Funds
H1939	Agric & Comm-Trade Mart Expenses (CEF) (FAT)	0	1,496,000	0	1,496,000
H1940	Attorney General-Judgments/Settlements (CEF)	0	3,018,500	0	3,018,500
H1940	Attorney General-Judgments/Settlements (CEF) (FAT)	0	720,000	0	720,000
H1939	Attorney General-Judgments/Settlements (CEF) (FAT)	0	250,000	0	250,000
H1940	Atty Gen-Victs of HT/Comm Sexual Explt (CEF) (FAT)	0	1,500,000	0	1,500,000
H1939	Child Protection Svcs-Operational Exp (CEF) (FAT)	0	15,000,000	0	15,000,000
S3104	Child Protection Svcs-Operational Exp (CEF) (FAT)	0	15,000,000	0	15,000,000
H1939	Child Protection Svcs-Harrison Cnty Fcty (CEF) (FAT)	0	5,000,000	0	5,000,000
H1940	Education-GE-Educable Child Program (EEF)	0	16,626	0	16,626
H1940	Emerg Mgmt-EMPG Counties Funding (CEF)	0	2,672,869	0	2,672,869
H1940	Emerg Mgmt-Operational Expenditure (CEF) (FAT)	0	1,315,990	0	1,315,990
H1940	Fin & Admin-Bolton Building R&R (CEF) (FAT)	0	6,000,000	0	6,000,000
H1940	Fin & Admin-Semiquincentennial Comm (CEF) (FAT)	0	1,250,000	0	1,250,000
H1939	Gov's Ofc-Medicaid-Medical Expenditures (CEF) (FAT)	0	35,000,000	0	35,000,000
H1940	Health-City of Jackson Water Litigation (CEF) (FAT)	0	3,748,030	0	3,748,030
H1940	Human Services-Income Verif Software (CEF) (SF) (FAT)	0	4,500,000	1,500,000	6,000,000
S3105	MS Dev Auth-MS Tourism Assoc Wkforce Prg (CEF) (FAT)	0	500,000	0	500,000
H1940	Public Safety-Headquarters Constr & Furn (CEF) (FAT)	0	3,529,925	0	3,529,925
H1940	Supreme Court-AOC-Trial Judge Appointments (CEF)	0	796,572	0	796,572
H1939	Veterans Affairs-ACA Penalty Reimbursement (CEF)	0	678,385	0	678,385
H1939	Animal Health-Operational Expenses	0	0	5,234	5,234
S3089	Emerg Mgmt-Lcl Govts Dstr Recov Emerg Loan Prg (FAT)	0	0	125,000,000	125,000,000
H1939	Emerg Mgmt-State NG911 Start-up Cost	0	0	2,257,000	2,257,000
S3104	Emerg Mgmt-State Response to Disaster & Rec (FAT)	0	0	20,000,000	20,000,000
S3104	Insurance-MWUA Nonadmitted Policy Fees (FAT)	0	0	12,000,000	12,000,000
H1940	IHL-Student Financial Aid-HELP, MTAG, MESH Expenses	0	0	5,100,000	5,100,000
H1940	Marine Resources-Tideland Projects	0	0	5,309,560	5,309,560
S3104	Medical Licensure-Office Relocation (FAT)	0	0	450,000	450,000
H1940	Medical Licensure-Vehicle Replacement	0	0	25,000	25,000
S3105	MS Dev Auth-Dev Infrastructure Grant Prg (FAT)	0	0	5,000,000	5,000,000
S3105	MS Dev Auth-MS Ind Incentive Revolving Prg (FAT)	0	0	20,000,000	20,000,000
H1854	MS Dev Auth-MS Main Street Revitalization Grant Prg	0	0	9,821,328	9,821,328
H1939	MS Dev Auth-MS Main Street RGP Admin Support (FAT)	0	0	196,427	196,427
S3105	MS Dev Auth-MS Major Economic Impact Act (FAT)	0	0	5,000,000	5,000,000
S3105	MS Dev Auth-MS Site Dev Grant Prg (FAT)	0	0	29,500,000	29,500,000
S3105	MS Dev Auth-Prts/Airpts/Rail Revlvg Loan Prg (FAT)	0	0	5,000,000	5,000,000
S3105	MS Dev Auth-Sm Muni/Ltd Popul Cou Grnt Prg (FAT)	0	0	10,000,000	10,000,000
H1940	Soc Wkrs/Marr/Fam Ther-Lic Sys Upg & Maint (FAT)	0	0	50,000	50,000
H1940	Supreme Court-AOC-Crt Rprtrrs/TJ Support Staff	0	0	4,000,000	4,000,000
TOTAL STATE ADDITIONALS AND DEFICITS		0	101,992,897	260,214,549	362,207,446

CAPITAL EXPENSE FUND

<u>Appropriations by Agency</u>	<u>FY 2026 Appropriations</u>	<u>FY 2027 Appropriations</u>
<u>Agriculture and Commerce, Department of</u>		
Repairs to Museum Café, Fire Suppr. for Forestry Aud. & Floor Repl. at Sparkman Bldg. (SB 3091 2026 RS)	\$ 0	\$ 270,000
Elevator Repair/Repl. & Seating Repl. at Kirk Fordice Equine Ctr (SB 2028 2025 1st ES); (SB 3091 2026 RS)	675,000	375,000
Lighting Infrastructure at the Barns at the Fairgrounds, Repairs & Maintenance (SB 2028 2025 1st ES)	50,000	0
Post-fire Cleanup at Trade Mart and Insurance Deductible (HB 1939 2026 RS) - Deficit F/A/T	<u>1,496,000</u>	<u>0</u>
Subtotal	2,221,000	645,000
<u>Archives and History, Department of</u>		
Preservation of Historical Artifacts at the Capitol (HB 1889 2026 RS)	0	417,000
<u>Arts Commission</u>		
Building Fund for the Arts Initiative (HB 41 2025 1st ES); (HB 1934 2026 RS)	3,500,000	3,500,000
Website Updates and Improvements (HB 1934 2026 RS)	0	50,000
International Ballet Competition (HB 41 2025 1st ES)	<u>300,000</u>	<u>0</u>
Subtotal	3,800,000	3,550,000
<u>Attorney General, Office of the</u>		
Judgments and Settlements (HB 46 2025 1st ES) - Deficit F/A/T	994,122	0
Human Trafficking (HB 1940 2026 RS) - Deficit F/A/T	1,500,000	0
Judgments and Settlements (HB 1940 2026 RS) - Deficit F/A/T	720,000	0
Judgments and Settlements (HB 1940 2026 RS) - Deficit	3,018,500	0
Judgments and Settlements (HB 1939 2026 RS) - Deficit F/A/T	<u>250,000</u>	<u>0</u>
Subtotal	6,482,622	0
<u>Child Protection Services, Department of</u>		
Pathways Program (HB 1906 2026 RS)	0	4,229,000
Operational Expenditures (HB 1939 2026 RS) - Deficit F/A/T	15,000,000	0
Operational Expenditures (SB 3104 2026 RS) - Deficit F/A/T	15,000,000	0
Repair and Renovation to State-Owned Properties in Harrison County (HB 1939 2026 RS) - Deficit F/A/T	<u>5,000,000</u>	<u>0</u>
Subtotal	35,000,000	4,229,000
<u>Corrections, Department of</u>		
Replacement of Offender Tracking System (HB 46 2025 1st ES) - Deficit F/A/T	14,000,000	0
<u>Environmental Quality, Department of</u>		
Document Management System (HB 3 2025 1st ES)	250,000	0
<u>Emergency Management Agency, Mississippi</u>		
Operational Expenses loss of EMPG (HB 1940 2026 RS) - Deficit F/A/T	1,315,990	0
County Funding loss of EMPG (HB 1940 2026 RS) - Deficit	<u>2,672,869</u>	<u>0</u>
Subtotal	3,988,859	0
<u>Employment Security, Department of - Workforce Development</u>		
Skills Foundation (SB 2012 2025 1st ES)	400,000	0
Save the Children - Workforce Development and Educational Programs (SB 2012 2025 1st ES)	<u>75,000</u>	<u>0</u>
Subtotal	475,000	0
<u>Finance and Administration, Department of</u>		
Repair, Renovation and Improvements - Capital Projects (SB 3051 2026 RS)	0	35,000,000
United Way - 211 MS Helpline (SB 3051 2026 RS)	0	200,000
Fire Alarm Inspection and Updates (SB 3051 2026 RS)	0	4,500,000
R&R of Bolton Building and Relocation Expenses (HB 1940 2026 RS) - Deficit F/A/T	6,000,000	0
MS Semiquincentennial Commission (HB 1940 2026 RS) - Deficit F/A/T	1,250,000	0
MS Semiquincentennial Commission (SB 2044 2025 1st ES)	2,250,000	0
SPAHRS Maintenance, Refresh and Upgrades (SB 2044 2025 1st ES); (SB 3051 2026 RS)	<u>5,000,000</u>	<u>300,000</u>
Subtotal	14,500,000	40,000,000
<u>Governor's Office - Medicaid, Division of</u>		
General Agency Operations (HB 1912 2026 RS)	0	100,000,000
General Agency Operations (HB 1939 2026 RS) - Deficit F/A/T	<u>35,000,000</u>	<u>0</u>
Subtotal	35,000,000	100,000,000
<u>Grand Gulf Military Monument Commission</u>		
Repaving Park Roads (HB 1894 2026 RS)	0	345,000
Utility Repair and Replacement (HB 1894 2026 RS)	0	85,000
Building and Structure Repairs (HB 6 2025 1st ES)	<u>200,000</u>	<u>0</u>
Subtotal	200,000	430,000
<u>Health, State Department of</u>		
Legal Expenses for City of Jackson Water Litigation (HB 46 2025 1st ES) - Deficit F/A/T	4,091,381	0
Legal Expenses for City of Jackson Water Litigation (HB 1940 2026 RS) - Deficit F/A/T	<u>3,748,030</u>	<u>0</u>
Subtotal	7,839,411	0
<u>Human Services, Department of</u>		
Demolish Structures at Oakley Youth Development Center (HB 1909 2026 RS)	0	2,000,000
Pilot Adolescent Opportunity Program (HB 1909 2026 RS)	0	1,500,000

CAPITAL EXPENSE FUND

<u>Appropriations by Agency</u>	<u>FY 2026 Appropriations</u>	<u>FY 2027 Appropriations</u>
<u>Human Services, Department of - Continued</u>		
New Computer System (HB 1909 2026 RS)	\$ 0	\$ 5,100,000
Income Verification Software (HB 1940 2026 RS) - Deficit F/A/T	4,500,000	0
Subtotal	4,500,000	8,600,000
<u>Information Technology Services, Department of</u>		
VOIP, Battery Backup, Cloud Migrations (SB 3095 2026 RS)	0	6,200,000
<u>ITS - Wireless Communication Commission</u>		
Tower Site Repair and Equipment Replacement (SB 3095 2026 RS)	0	500,000
<u>Institutions of Higher Learning</u>		
MSU Co-op Ext - Mississippi Youth Preparedness Initiative (SB 2005 2025 1st ES)	100,000	0
<u>Insurance, Department of</u>		
Fleet Vehicle Repairs (HB 1911 2026 RS)	0	25,000
<u>Insurance - State Fire Academy</u>		
Refurbishment of Campus Water System for Instruction (HB 1910 2026 RS)	0	350,000
Vehicle Pool Replacements (HB 1910 2026 RS)	0	130,000
Replacement of Campus Water System for Instruction (HB 21 2025 1st ES)	100,000	0
Purchase of Pumper Engine Simulators (HB 21 2025 1st ES)	75,000	0
Purchase of Self-Contained Breathing Apparatus for Students (HB 21 2025 1st ES)	75,000	0
Subtotal	250,000	480,000
<u>Legislative Operations</u>		
Senate Operations (HB 1928 2026 RS)	0	250,000
IT Equipment (HB 1928 2026 RS)	0	200,000
Reapportionment Committee (HB 1928 2026 RS)	0	120,000
GLIMPSE and Other Contracts (HB 35 2025 1st ES); (HB 1928 2026 RS)	800,000	400,000
Purchase of Computer Software (HB 35 2025 1st ES)	2,000,000	0
Computer Refresh (HB 35 2025 1st ES)	400,000	0
Subtotal	3,200,000	970,000
<u>Mississippi Development Authority</u>		
MS Tourism Association's Workforce Program (SB 3105 2026 RS) - Deficit F/A/T	500,000	0
<u>Military Department</u>		
Expansion of Camp Shelby Training Area (SB 3096 2026 RS)	0	650,000
Upgrades and Additions at Youth Challenge Academy Facilities (SB 2034 2025 1st ES)	1,000,000	0
Amory Readiness Center (SB 2034 2025 1st ES)	6,000,000	0
Subtotal	7,000,000	650,000
<u>Oil and Gas Board</u>		
Orphan Well Plugging (HB 9 2025 1st ES); (HB 1897 2026 RS)	2,300,000	2,000,000
<u>Pearl River Valley Water Supply District</u>		
Spillway Gate Study (HB 1899 2026 RS)	0	200,000
<u>Personnel Board, Mississippi State</u>		
Purchase IT Equipment and Laptops (SB 3097 2026 RS)	0	164,000
<u>Public Employees' Retirement System</u>		
Implementation of Tier 5 Costs (HB 36 2025 1st ES)	200,000	0
<u>Public Safety, Department of</u>		
Repair and Renovation to the MS Law Enforcement Officers' Training Academy Campus (SB 3067 2026 RS)	0	278,000
Purchase of FARO 3D Imaging Units (SB 3067 2026 RS)	0	180,000
Repair and Replacement of HVAC System at Biloxi Forensics Lab (SB 3067 2026 RS)	0	2,600,000
Construction and Furnishing of the DPS Headquarters (HB 1940 2026 RS) - Deficit F/A/T	3,529,925	0
Forensics Case Backlog (SB 2015 2025 1st ES)	2,500,000	0
Purchase of Furniture and Parking Lots for New Headquarters Building (SB 2015 2025 1st ES)	587,000	0
Purchase of Bulletproof Vests for Local Law Enforcement Officers (SB 2015 2025 1st ES)	50,000	0
Driver Service Bureau to Replace Driver License System (SB 2015 2025 1st ES)	3,500,000	0
Driver Service Bureau Canton Building Lease (SB 2015 2025 1st ES)	1,260,000	0
Capitol Security Platform (SB 2015 2025 1st ES)	1,100,000	0
Subtotal	12,526,925	3,058,000
<u>Revenue, Department of</u>		
Technology Purchases, Repairs and Upgrades (SB 3090 2026 RS)	0	210,000
Purchase of High Speed Scanners (SB 2036 2025 1st ES)	775,000	0
Subtotal	775,000	210,000
<u>Secretary of State</u>		
Office Relocation Expenses (SB 2037 2025 1st ES)	208,000	0
<u>Soil and Water Conservation Commission</u>		
River Gauges on the Pearl River (HB 1902 2026 RS)	0	50,000

CAPITAL EXPENSE FUND

<u>Appropriations by Agency</u>	<u>FY 2026 Appropriations</u>	<u>FY 2027 Appropriations</u>
<u>State Public Defender, Office of</u>		
Family Defenders in Youth Court (HB 1930 2026 RS)	\$ 0	\$ 150,000
Hinds County Public Defender's Office (HB 37 2025 1st ES)	60,000	0
Rural Public Defense Pilot Program (HB 37 2025 1st ES); (HB 1930 2026 RS)	668,000	578,677
Subtotal	728,000	728,677
<u>Supreme Court - Administrative Office of Courts</u>		
MYCIDS Replacement and Data Cleanup (HB 1931 2026 RS)	0	8,750,000
Trial Judge Appointments and Terminal Leave Payout (HB 1940 2026 RS) - Deficit	796,572	0
Furniture, Fixtures and Equipment at Gartin Building (HB 38 2025 1st ES)	50,000	0
Subtotal	846,572	8,750,000
<u>Veterans Affairs Board, State</u>		
Replacement and Upgrades at Kosciusko and Collins Homes (SB 3101 2026 RS)	0	3,500,000
ACA Penalty (HB 1939 2026 RS) - Deficit	678,385	0
Replacement of Gulf War Memorial at State Veterans Cemetery (SB 2035 2025 1st ES)	375,000	0
Start-up & Stand-up Operating Costs for Traditions State Veterans Home (SB 2035 2025 1st ES)	6,000,000	0
Subtotal	7,053,385	3,500,000
<u>Wildlife, Fisheries and Parks, Department of</u>		
Projects on the Park Improvement Plan (HB 1904 2026 RS)	0	5,000,000
Land-based Water Safety Program (HB 1904 2026 RS)	0	50,000
Subtotal	0	5,050,000
Total Appropriations	\$ 163,944,774	\$ 190,406,677
	<u>FY 2026 Reappropriations</u>	<u>FY 2027 Reappropriations</u>
<u>Reappropriations by Agency from FY 2026 to FY 2027</u>		
<u>Agriculture and Commerce, Department of</u>		
Lighting Infrastructure at the Barns at the Fairgrounds, Repairs & Maintenance (SB 3091 2026 RS)	\$ 0	\$ 233,556
Elevator Repair/Replacement and Seating Replacement at Kirk Fordice Equine Center (SB 3091 2026 RS)	0	50,000
Subtotal	0	283,556
<u>Archives and History, Department of</u>		
de la Pointe-Krebs House (HB 1 2025 1st ES)	12,609	0
Repair, Renovation and Construction Projects (HB 1 2025 1st ES); (HB 1889 2026 RS)	14,189,819	13,740,704
Crigler Park Project (HB 1 2025 1st ES)	410,415	0
Vicksburg National Military Park Interpretive Center (HB 1 2025 1st ES); (HB 1889 2026 RS)	4,490,601	3,597,436
Subtotal	19,103,443	17,338,140
<u>Arts Commission</u>		
Building Fund for the Arts Initiative (HB 41 2025 1st ES); (HB 1934 2026 RS)	3,074,457	3,800,000
<u>Child Protection Services, Department of</u>		
Information Technology System Developments (HB 17 2025 1st ES); (HB 1906 2026 RS)	2,500,000	2,500,000
<u>Corrections, Department of</u>		
Replacement of Offender Tracking System (SB 3088 2026 RS)	0	8,606,679
<u>Employment Security, Department of - Workforce Development</u>		
Save the Children - Workforce Development and Educational Programs (SB 3064 2026 RS)	0	75,000
<u>Finance and Administration, Department of</u>		
MS Semiquincentennial Commission (SB 3051 2026 RS)	0	1,158,446
SPAHRs Maintenance, Refresh and Upgrades (SB 3051 2026 RS)	0	2,679,278
BOB - ASU - Water Treatment Facility - 6493C (HB 40 2025 1st ES); (HB 1933 2026 RS)	241,974	241,974
BOB - Capital Projects - Improvements, R&R Projects - 64947 (HB 40 2025 1st ES); (HB 1933 2026 RS)	4,325,709	2,577,442
BOB - Bldg Demo & Personal Property Replacement - 64946 (HB 40 2025 1st ES); (HB 1933 2026 RS)	8,993,485	6,955,144
BOB - Capital Projects - 64933 (HB 40 2025 1st ES); (HB 1933 2026 RS)	404,287	304,288
BOB - Capital Projects - Impvts, R&R Prjct - 64935;64943;64945 (HB 40 2025 1st ES); (HB 1933 2026 RS)	4,630,052	2,576,296
BOB - DPS - MLEOTA - 64932 (HB 40 2025 1st ES); (HB 1933 2026 RS)	87,069	16,817
BOB - Various Projects - 64936 (HB 40 2025 1st ES); (HB 1933 2026 RS)	9,617,642	9,067,871
Public Safety, Dept of - New Headquarters Building - 64937 (HB 40 2025 1st ES); (HB 1933 2026 RS)	20,741,092	8,253,553
Subtotal	49,041,308	33,831,107
<u>Grand Gulf Military Monument Commission</u>		
R&R Structures, Road Improvements & Purchase Equipment (HB 6 2025 1st ES); (HB 1894 2026 RS)	176,490	334,802
<u>Health, State Department of</u>		
Legal Expenses for City of Jackson Water Litigation (HB 1908 2026 RS)	0	3,770,690
<u>Human Services, Department of</u>		
Computer Expenses (HB 20 2025 1st ES); (HB 1909 2026 RS)	1,431,146	1,431,146
New Computer System (HB 20 2025 1st ES); (HB 1909 2026 RS)	54,000,000	54,000,000
Subtotal	55,431,146	55,431,146

CAPITAL EXPENSE FUND

Reappropriations by Agency	FY 2026 Reappropriations	FY 2027 Reappropriations
<u>Institutions of Higher Learning</u>		
MSU Forest & Wildlife Rsrch Center - Deer Lab Renovation (SB 2006 2025 1st ES)	\$ 961,268	\$ 0
Mississippi Rare Disease Advisory Council (SB 2009 2025 1st ES); (SB 3061 2026 RS)	82,566	79,566
Universities - Support - Construction, R&R (SB 2001 2025 1st ES); (SB 3053 2026 RS)	3,876,903	2,800,000
Univ of Southern Mississippi - Ocean Enterprise Gulfport (SB 2001 2025 1st ES); (SB 3053 2026 RS)	5,000,000	2,000,000
Univ of Mississippi Medical Center - Asylum Hill Prj (SB 2009 2025 1st ES); (SB 3061 2026 RS)	1,609,698	1,356,003
Subtotal	<u>11,530,435</u>	<u>6,235,569</u>
<u>Insurance - State Fire Academy</u>		
Replacement of Campus Water System for Instruction (HB 1910 2026 RS)	0	100,000
Replacement of the Heat Building Components (HB 21 2025 1st ES)	1,750,000	0
Purchase Specialty Rescue Truck (HB 21 2025 1st ES); (SB 1910 2026 RS)	75,000	75,000
Subtotal	<u>1,825,000</u>	<u>175,000</u>
<u>Information Technology Services, Department of</u>		
IT Upgrades, IT Maintenance and SPAHRS Refresh (SB 2032 2025 1st ES)	798,855	0
<u>Legislative Operations</u>		
Computer Project (HB 35 2025 1st ES); (HB 1928 2026 RS)	2,800,856	1,889,961
GLIMPSE and Other Contracts (HB 1928 2026 RS)	0	120,000
Purchase of IT Equipment (HB 1928 2026 RS)	0	160,032
Purchase of Computer Software (HB 1928 2026 RS)	0	2,000,000
Subtotal	<u>2,800,856</u>	<u>4,169,993</u>
<u>Mental Health, Department of</u>		
Canopy Children's Solution for CARES Center (SB 2016 2025 1st ES); (SB 3072 2026 RS)	19,599,513	12,000,000
<u>Military Department</u>		
Upgrades & Additions at Youth Challenge Academy Facilities (SB 2034 2025 1st ES); (SB 3096 2026 RS)	1,600,000	1,912,701
<u>Mississippi Development Authority</u>		
Air Services Development Act (SB 2046 2025 1st ES); (SB 3070 2026 RS)	236,245	93,897
<u>Oil and Gas Board</u>		
Orphan Well Plugging (HB 1897 2026 RS)	0	1,012,347
<u>Pearl River Valley Water Supply District</u>		
Dredging of Ross Barnett Reservoir (HB 11 2025 1st ES)	743,965	0
<u>Public Employees' Retirement System</u>		
Implementation of Tier 5 Costs (HB 1929 2026 RS)	0	164,858
<u>Public Safety, Department of</u>		
Forensics Case Backlog (SB 3067 2026 RS)	0	2,000,000
Purchase of Bulletproof Vests for Local Law Enforcement Officers (SB 3067 2026 RS)	0	45,706
Capitol Security Platform (SB 3067 2026 RS)	0	1,100,000
R&R to Facilities at MS Law Enforcement Officers' Training Academy (SB 2015 2025 1st ES)	65,955	0
Purchase of Forensics Lab Equipment (SB 2015 2025 1st ES); (SB 3067 2026 RS)	72,748	9,000
Upgrades to the Driver Service IDEMIA System (SB 2015 2025 1st ES); (SB 3067 2026 RS)	3,666,192	3,115,000
Driver Service Bureau (SB 2015 2025 1st ES); (SB 3067 2026 RS)	161,671	161,671
Subtotal	<u>3,966,565</u>	<u>6,431,377</u>
<u>Revenue, Department of</u>		
Purchase of High Speed Scanners (SB 3090 2026 RS)	0	337,740
Data Storage and Firewall Protection (SB 2036 2025 1st ES)	144,338	0
ABC Warehouse Operations Transition (SB 2036 2025 1st ES); (SB 3090 2026 RS)	616,018	616,018
Replacement of Computer Hardware and Equipment (SB 2036 2025 1st ES); (SB 3090 2026 RS)	99,976	85,306
IT Infrastructure, Facility Repairs & Purchases (SB 2036 2025 1st ES)	344,303	0
Subtotal	<u>1,204,634</u>	<u>1,039,064</u>
<u>State Public Defender, Office of</u>		
Rural Public Defense Pilot Program (HB 1930 2026 RS)	0	200,000
Hinds County Public Defender's Office (HB 37 2025 1st ES); (HB 1930 2026 RS)	43,570	36,000
Subtotal	<u>43,570</u>	<u>236,000</u>
<u>Supreme Court - Administrative Office of Courts</u>		
Temporary Intake Officers (HB 38 2025 1st ES)	329,581	0
<u>Veterans Affairs Board, State</u>		
Start-up & Stand-up Operating Costs for Traditions State Veterans Home (SB 3101 2026 RS)	0	850,000
<u>Wildlife, Fisheries and Parks, Department of</u>		
Projects on the Park Improvement Plan (HB 15 2025 1st ES)	904,184	0
Museum Admissions Area Renovation Phase II (HB 15 2025 1st ES); (HB 1904 2026 RS)	1,430,580	868,119
Subtotal	<u>2,334,764</u>	<u>868,119</u>
Total Reappropriations	<u>\$ 176,340,827</u>	<u>\$ 161,160,047</u>
Total Appropriations and Reappropriations	<u>\$ 340,285,602</u>	<u>\$ 351,566,722</u>

EDUCATION ENHANCEMENT FUND

<u>Program</u>	<u>FY 2026</u> <u>Appropriations</u>	<u>FY 2027</u> <u>Appropriations</u>
<u>General Education Programs (HB 42 2025 1st ES); (HB 1935 2026 RS)</u>		
General Education	\$ 22,706,381	\$ 27,891,827
Buildings and Buses	16,000,000	16,000,000
Supplies and Instructional Materials	25,000,000	25,000,000
Equal Opportunity for All Students with Special Needs	1,800,000	5,014,826
Early Learning Collaboratives	21,210,526	21,210,526
Early Learning Coaches	3,251,533	3,251,533
Other Early Learning Programs	13,000,000	13,000,000
Math Coaches	5,000,000	5,000,000
WorkKeys	1,000,000	1,000,000
Other Assessments and Endorsements	300,000	300,000
Vocational Technical Grants	1,000,000	1,000,000
Mississippi Schools for the Blind and Deaf	2,557,037	1,557,037
Mississippi School for the Arts	927,632	927,632
Mississippi School of Math and Science	1,131,000	1,131,000
Educable Child Program (HB 1940 2026 RS) - Deficit F/A/T	16,626	0
Children's Foundation of Mississippi	437,000	0
Excel by 5	300,000	0
Alyssa's Law Pilot Program	160,000	0
Mississippi Teacher Residency Program	<u>3,500,000</u>	<u>3,500,000</u>
Subtotal	119,297,735	125,784,381
Mississippi Student Funding Formula (HB 42 2025 1st ES); (HB 1935 2026 RS)	268,025,562	268,025,562
Vocational and Technical Education (HB 42 2025 1st ES); (HB 1935 2026 RS)	6,637,258	6,637,258
<u>Educational Television Authority (HB 43 2025 1st ES); (HB 1936 2026 RS)</u>		
General Support	2,118,966	2,118,966
Repairs and Replacements at Microwave Tower Sites	0	600,000
Tower Maintenance and Upgrades	<u>1,500,000</u>	<u>0</u>
Subtotal	3,618,966	2,718,966
<u>Library Commission (HB 44 2025 1st ES); (HB 1937 2026 RS)</u>		
General Support	493,847	493,847
MAGNOLIA	<u>350,000</u>	<u>350,000</u>
Subtotal	843,847	843,847
<u>Institutions of Higher Learning</u>		
Universities - General Support - Consolidated (SB 2001 2025 1st ES); (SB 3053 2026 RS)		
General Support	72,873,070	84,886,918
Technology Transfer & Entrepreneurial Programs	1,000,000	1,000,000
Alcorn State University - STEM Related Programs	1,500,000	1,500,000
Construction and/or R&R for Universities and Executive Office	0	40,000,000
Universities - Subsidiary Programs - Consolidated (SB 2002 2025 1st ES); (SB 3054 2026 RS)	830,742	830,742
University of Mississippi Medical Center - Consolidated (SB 2009 2025 1st ES); (SB 3061 2026 RS)	7,333,029	10,394,934
University of Mississippi Medical Center - R&R (SB 3061 2026 RS)	0	5,000,000
Student Financial Aid, Office of (SB 2008 2025 1st ES); (SB 3060 2026 RS)		
FAITH Scholarship & Winter and Reed Teacher Loan Repayment	3,000,000	3,000,000
MTAG, MESH and HELP Grant	0	5,100,000
ASU - Ag Research, Extension, & Land-Grant Programs (SB 2003 2025 1st ES); (SB 3055 2026 RS)	170,000	271,640
ASU - Ag Research, Extn, & Land-Grant Programs - Poultry Sciences Prgm (SB 2003 2025 1st ES); (SB 3055 2026 RS)	165,000	165,000
MSU - Agricultural and Forestry Experiment Station (SB 2004 2025 1st ES); (SB 3056 2026 RS)	1,350,000	1,715,904
MSU - Cooperative Extension Service (SB 2005 2025 1st ES); (SB 3057 2026 RS)	1,150,000	1,391,395
MSU - Forest and Wildlife Research Center (SB 2006 2025 1st ES); (SB 3058 2026 RS)	450,000	561,804
MSU - Veterinary Medicine, College of (SB 2007 2025 1st ES); (SB 3059 2026 RS)	<u>750,000</u>	<u>1,052,379</u>
Subtotal	90,571,841	156,870,716
<u>Community and Junior Colleges</u>		
Board (SB 2010 2025 1st ES); (SB 3062 2026 RS)	356,000	356,000
Reimbursement of High School Equivalency Tests - Testing Fees (SB 2010 2025 1st ES)	450,000	0
Repair and upgrades associated with Career and Technical Education (CTE) Centers (SB 3062 2026 RS)		
Bay St. Louis - Waveland School District	0	1,000,000
Benton County School District	0	500,000
Cleveland School District	0	750,000
Covington County School District	0	200,000
DeSoto County School District	0	1,000,000
Harrison County School District Career and Technical Center	0	2,500,000
Itawamba Career Technical Center	0	800,000

EDUCATION ENHANCEMENT FUND

<u>Program</u>	<u>FY 2026</u> <u>Appropriations</u>	<u>FY 2027</u> <u>Appropriations</u>
<u>Community and Junior Colleges - continued</u>		
Repair and upgrades associated with Career and Technical Education (CTE) Centers (SB 3062 2026 RS)		
Lamar County School District	\$ 0	\$ 750,000
Lowndes County School District	0	750,000
Marshall County School District	0	1,000,000
Monroe County School District	0	1,000,000
Pascagoula Gautier School District	0	1,250,000
Pearl Public School District	0	1,000,000
Pearl River County School District	0	1,000,000
Poplarville School District	0	750,000
Prentiss County School District	0	500,000
Scott County School District	0	500,000
South Panola School District	0	750,000
Union City School District	0	500,000
Vicksburg Warren School District	0	500,000
Water Valley School District	0	500,000
West Point Consolidated School District	0	500,000
Support (SB 2011 2025 1st ES); (SB 3063 2026 RS)	51,884,946	58,854,680
Repair and Renovations (SB 3063 2026 RS)	0	20,000,000
Education Technology Pgrm & Public Community & Junior Colleges (SB 2011 2025 1st ES); (SB 3063 2026 RS)	2,900,840	2,900,840
Career and Technical Advantage Program (SB 2011 2025 1st ES); (SB 3063 2026 RS)	<u>10,000,000</u>	<u>10,000,000</u>
Subtotal	65,591,786	110,111,520
<u>Military Department (SB 2034 2025 1st ES); (SB 3096 2026 RS)</u>		
State Educational Assistance Program	4,000,000	5,800,000
State Educational Assistance Program - Deficit F/A/T	<u>1,300,000</u>	<u>0</u>
Subtotal	5,300,000	5,800,000
<u>Arts Commission (HB 41 2025 1st ES); (HB 1934 2026 RS)</u>		
Training of Educators and Promotion of Arts Programs in Public Schools	100,000	100,000
Miscellaneous Grants and Programs	350,000	350,000
Whole Schools Initiative	<u>1,040,000</u>	<u>1,040,000</u>
Subtotal	1,490,000	1,490,000
Wildlife, Fisheries and Parks, Department of - Project WILD (HB 15 2025 1st ES); (HB 1904 2026 RS)	125,335	125,335
Employment Security, Department of - Workforce Development - Skills Foundation (SB 3064 2026 RS)	<u>0</u>	<u>400,000</u>
 Total Appropriations	 <u>\$ 561,502,330</u>	 <u>\$ 678,807,585</u>
 <u>Reappropriations from FY 2026 to FY 2027</u>		
	<u>FY 2026</u> <u>Reappropriations</u>	<u>FY 2027</u> <u>Reappropriations</u>
<u>General Education Programs (HB 42 2025 1st ES); (HB 1935 2026 RS)</u>		
Instructional Materials	\$ 2,732,190	\$ 6,079,481
Early Learning Collaboratives	7,298,581	20,935,632
Other Early Learning Programs	<u>4,540,803</u>	<u>13,445,002</u>
Subtotal	14,571,574	40,460,115
<u>Educational Television Authority (HB 43 2025 1st ES); (HB 1936 2026 RS)</u>		
Tower Maintenance and Upgrades	66,934	0
Digitalization of Educational Content and Mississippi History	522,968	522,968
Medgar Evers Documentary	<u>119,210</u>	<u>0</u>
Subtotal	709,112	522,968
<u>Institutions of Higher Learning</u>		
Universities - General Support - Consolidated (SB 2001 2025 1st ES); (SB 3053 2026 RS)		
University of Mississippi - Haley Barbour Center	922,855	900,000
University of Mississippi - Healthcare Innovation	2,826,646	2,300,000
University of Mississippi - UM Early Learning and Evaluation Center	7,674,976	0
Mississippi University for Women - Nursing Program	2,472,614	2,472,614
Alcorn State University - Davey L. Whitney Complex and Wellness Center	3,000,000	3,000,000
IHL Research Institutions - Technology Transfer and Entrepreneurial Programs	746,816	900,000
Delta State University - Commercial Aviation Department	1,344,735	1,000,000
Mississippi University for Women - Construction and/or R&R Projects	2,182,669	500,000
Mississippi Valley State University - Repair, Renovation, and/or Construction of a Residence Hall	718,195	0
Alcorn State University - Construction and/or R&R Projects	2,231,137	2,231,137
Jackson State University - Repair, Renovation, and/or Construction of a Residence Hall	743,167	0
Delta State University - Constructing, Designing, Operating & Maintaining a School with Cleveland School District	1,470,750	1,325,190

EDUCATION ENHANCEMENT FUND

<u>Program</u>	<u>FY 2026</u> <u>Reappropriations</u>	<u>FY 2027</u> <u>Reappropriations</u>
<u>Institutions of Higher Learning - continued</u>		
Student Financial Aid, Office of - Scholarship Programs (SB 2008 2025 1st ES); (SB 3060 2026 RS)	\$ 250,000	\$ 500,000
Subtotal	26,584,560	15,128,941
<u>Community and Junior Colleges</u>		
Reimbursement of High School Equivalency Tests - Testing Fees (SB 3062 2026 RS)	0	375,000
Total Reappropriations	\$ 41,865,246	\$ 56,487,024
Total Appropriations and Reappropriations	\$ 603,367,576	\$ 735,294,609

<u>Transfers from Education Enhancement Fund</u>	<u>FY 2026</u> <u>Transfers</u>	<u>FY 2027</u> <u>Transfers</u>
Mississippi Cybersecurity Center Fund (SB 2917 2026 RS)	\$ 18,000,000	\$ 0
USM Science Research Fund (SB 2917 2026 RS)	30,000,000	0
2022 IHL Capital Improvements Fund (SB 2917 2026 RS)	45,000,000	0
School District Emergency Bridge Loan (SB 2917 2026 RS)	625,000	0
General Fund (SB 2917 2026 RS)	44,876	0
Total Transfers for FY 2026	\$ 93,669,876	\$ 0

HEALTH CARE EXPENDABLE FUND

<u>Program</u>	<u>FY 2026</u> <u>Appropriations</u>	<u>FY 2027</u> <u>Appropriations</u>
<u>Governor's Office - Medicaid, Division of (HB 23 2025 1st ES); (HB 1912 2026 RS)</u>		
CHIP Program up to 209% Level of Poverty	\$ 9,000,000	\$ 9,000,000
Medical Program Matching Funds	<u>54,230,003</u>	<u>34,230,003</u>
Subtotal	63,230,003	43,230,003
<u>Health, State Department of (HB 19 2025 1st ES); (HB 1908 2026 RS)</u>		
Breast and Cervical Cancer Program	100,000	100,000
Early Intervention Program	2,000,000	2,000,000
Maternal and Child Health Care Program	1,242,943	1,242,943
MS Health Care Alliance*	250,000	250,000
Health Department Programs	<u>7,735,840</u>	<u>7,735,840</u>
Subtotal	11,328,783	11,328,783
<u>Mental Health, Department of (SB 2016 2025 1st ES); (SB 3072 2026 RS)</u>		
Expenses of the Department of Mental Health, Payment of Medicaid State Share, or Prepayment of Medicaid State Share	16,797,843	16,797,843
Alzheimer's Disease Services Development and Implementation of SB 2100, 1997 Regular Session	379,417	379,417
Crisis Centers	636,374	636,374
Fentanyl and Drug Abuse Education Program (MS Code 41-29-323) and MS Collaborative Response Mental Health Act (MS Code 41-21-77.1)	2,000,000	2,000,000
Physician Services at Community Mental Health Centers	<u>1,138,252</u>	<u>1,138,252</u>
Subtotal	20,951,886	20,951,886
<u>Rehabilitation Services, Department of (HB 29 2025 1st ES); (HB 1921 2026 RS)</u>		
Fully Match all Available Federal Funds	2,826,899	2,826,899
Independent Living Program which Includes the State Attendant Care Program	<u>854,903</u>	<u>854,903</u>
Subtotal	3,681,802	3,681,802
<u>Education, Department of (HB 42 2025 1st ES); (HB 1935 2026 RS)</u>		
Mississippi Eye Screening Program	126,472	126,472
<u>Institutions of Higher Learning (SB 2009 2025 1st ES); (SB 3061 2026 RS)</u>		
University of Mississippi Medical Center - Consolidated	<u>2,380,431</u>	<u>2,380,431</u>
 Total Appropriations	 <u>\$ 101,699,377</u>	 <u>\$ 81,699,377</u>

* MS Health Care Alliance for the ST Elevated Myocardial Infarction Program (STEMI), Sepsis, and the Stroke System of Care Plan.
 Note: Pursuant to Article IV, Section 73 of the Mississippi Constitution, the Governor vetoed Section 3, line 36 of HB 19 of the 2025 First Extraordinary Legislative Session. This was an appropriation for Methodist Rehabilitation Center for \$1,960,000; due to the veto, this amount is not presented on the appropriation schedule.
 Note: Settlement payments have declined from FY 2024 to FY 2025 by 7.27% therefore, the Legislature has appropriated a lesser amount in HCEF due to this decline.

TOBACCO CONTROL PROGRAM FUND

<u>Program</u>	<u>FY 2026</u> <u>Appropriations</u>	<u>FY 2027</u> <u>Appropriations</u>
<u>Attorney General, Office of the (HB 19 2025 1st ES); (HB 1908 2026 RS)</u> Alcohol and Tobacco Enforcement Unit	\$ 680,000	\$ 680,000
<u>Education, Department of (HB 19 2025 1st ES); (HB 1908 2026 RS)</u> School Nurse Program	3,060,000	3,060,000
<u>IHL - UMMC (HB 19 2025 1st ES); (HB 1908 2026 RS)</u> Cancer Institute	4,250,000	4,250,000
A Comprehensive Tobacco (ACT) Center	<u>595,000</u>	<u>595,000</u>
Subtotal	4,845,000	4,845,000
<u>Health, State Department of (HB 19 2025 1st ES); (HB 1908 2026 RS)</u> Health Department Programs	7,420,000	7,420,000
Mississippi Qualified Health Center Grant Program	3,400,000	3,400,000
Mississippi Health Care Alliance*	<u>595,000</u>	<u>595,000</u>
Subtotal	11,415,000	11,415,000
 Total Appropriations	 <u>\$ 20,000,000</u>	 <u>\$ 20,000,000</u>

* MS Health Care Alliance for the ST Elevated Myocardial Infarction Program (STEMI), Sepsis, and the Stroke System of Care Plan.

OPIOID SETTLEMENT FUND

<u>ABATEMENT FUNDS</u>	<u>FY 2026</u>	<u>FY 2027</u>
	<u>Appropriations</u>	<u>Appropriations</u>
<u>Attorney General, Office of (HB 1924 2026 RS)</u>		
Amite County Medical Services - Opioid Misuse in Amite and Pike Counties	\$ 0	\$ 200,000
Mississippi Hospital Association - Train ER Personnel Related to Opioid Misuse	0	2,100,000
South Mississippi Mental Health Center - Opioid Misuse among Children and Youth	0	700,000
Harrison County Board of Supervisors - Centralized, Trauma-informed Diversion Center	0	1,900,000
ARCare dba MSCare - Addiction Treatment	0	900,000
Stercus Bioanalytics - Wastewater Testing for Opioid Consumption Across State	0	300,000
Communicare - Substance Use and Crisis Residential Program for Adolescents	0	5,235,000
Mission Vigilant - Counseling to MS Veterans, First Responders and Families	0	50,000
HarborPath - Accessibility of Naloxone on MS College Campuses	0	1,100,000
Exodus Project - Access to Residential Treatment	0	49,867
Hope Village - Residential Treatment for Youth in Foster Care	0	151,000
Chase Project - Residential Treatment and Facilities for Mothers with Children	0	360,000
Foundation on the Rock - Residential Homes for Individuals with Substance Abuse Disorder	0	500,000
Freedom Center - New Facility for Residential Substance Use Disorder	0	250,000
Family Health Center - Support, Transition and Coordination with Community Pharmacies	0	50,000
Thrive Way - Peer Helpers PLUS Program	0	500,000
Hope Squad - Youth and Adolescents from Opioid Crisis	0	500,000 ^
Home of Grace - Treatment Scholarship Program	0	1,200,000
Access Family Health - Opioid Treatment, Provide Counseling, and Peer-Support	0	250,000
MS PHI - Peer Support for Pregnant and Postpartum Women	0	183,750
QuickMD - Telehealth Access for Medication Assisted Treatment	0	500,000
Community Housing Development Assn & River City Rescue Mission - Recovery Re-entry Academy	0	100,000
Canopy Children's Solution - Integrated Data and Analytics System	0	1,835,000
Chase Project - Chase House Restoration	0	360,000
Mercy House - Residential Recovery Campus in Learned, MS	0	3,000,000
End it for Good - Family and Community Peer Support Groups	0	200,000
Pathway Healthcare - Pathway for Mothers Outpatient Expansion and Mobile Units	0	4,000,000
Gulf Coast Center for Nonviolence, Inc. - Residential Treatment and Recovery Services	0	800,000 ^
Magee Foundation - Dear William Project	0	800,000
Mississippi Center for Police and Sheriffs - Safe Drug Deactivation Pouches	0	2,000,000
Finally First - LifeSkills Training in Public Schools	0	250,000 ^
Subtotal	<u>0</u>	<u>30,324,617</u>
<u>Health, State Department of (HB 1908 2026 RS)</u>		
Opioid and Substance Use Disorder Program	0	4,500,000
Delta Health Center - Opioid Harm Reduction Program in MS Delta	0	60,765
Subtotal	<u>0</u>	<u>4,560,765</u>
<u>Mental Health, Department of (SB 3072 2026 RS)</u>		
East MS State Hospital in Meridian - Additional Beds for Substance Treatment	0	895,000
Open Door Homeless Coalition Housing Vouchers Partnership	0	1,500,000
Statewide Comprehensive Needs Assessment at Mississippi State University	0	100,000
Oceans Healthcare - Maternal Mental Health	0	4,000,000
Community Mental Health Centers	0	4,500,000
South Central Regional Medical Center - Facility Improvements	0	1,000,000
Subtotal	<u>0</u>	<u>11,995,000</u>
<u>Supreme Court - Administrative Office of Courts (HB 1931 2026 RS)</u>		
Drug Court Programs	0	2,000,000
<u>Employment Security, Department of - Workforce Development (SB 3064 2026 RS)</u>		
Accelerate Pilot Program	0	1,000,000
<u>Institutions of Higher Learning (SB 3053 2026 RS)</u>		
Mississippi State University - Overdose Medication and Treatment	0	700,000
University of Mississippi - Statewide Opioid Data Repository and Dashboard	0	700,000
Subtotal	<u>0</u>	<u>1,400,000</u>
Total Abatement Appropriations	<u>\$ 0</u>	<u>\$ 51,280,382</u>

OPIOID SETTLEMENT FUND

<u>NON-ABATEMENT FUNDS</u>	FY 2026	FY 2027
	<u>Appropriations</u>	<u>Appropriations</u>
<u>Attorney General, Office of (HB 1924 2026 RS)</u>		
Administrative Fees	\$ 0	\$ 400,000
Lafayette County Board of Supervisors - Treatment Facility Beds at Detention Center	<u>0</u>	<u>3,500,000</u>
Subtotal	0	3,900,000
<u>Mental Health, Department of (SB 3072 2026 RS)</u>		
Mississippi Dementia Care Program	0	500,000
<u>Institutions of Higher Learning - University of MS Medical Center (SB 3061 2026 RS)</u>		
Ibogaine Drug Development Clinical Trial Act	<u>0</u>	<u>5,000,000</u>
Total Non-Abatement Appropriations	<u>\$ 0</u>	<u>\$ 9,400,000</u>
Total Abatement and Non-Abatement Appropriations	<u>\$ 0</u>	<u>\$ 60,680,382</u>

^ Pursuant to Article IV, Section 73 of the Mississippi Constitution, the Governor vetoed Section 19 (q), (bb) and (ee) of HB 1924 2026 Regular Session, totaling \$1,550,000.

N O T E S